

RADIO... ELECTRONICS... INSTRUMENTS... AUDIO...

# practical WIRELESS

55 p

Australia 95c  
New Zealand 95c  
South Africa 90c  
Malaysia \$2.75

NOV 1979

# FREE

## PRACTICAL AERIAL DATA CHART

# AERIAL SPECIAL

**ALSO:**

## AERIALS FOR 160m MW/LW LOOP AERIALS

**AND:**


## HI-FI GLOSSARY Continuing

### QUARTZ LCD 5 Function

Hours, mins, secs.,  
month, date, auto  
calendar, back-light,  
quality metal  
bracelet.

**£6.65**

Guaranteed same  
day despatch.  
Very slim, only  
6mm thick.



M1

### SOLAR QUARTZ LCD 5 Function

Genuine solar panel  
with battery back-up.  
Hours, mins., secs., day,  
date. Fully adjustable  
bracelet. Back-light.  
Only 7mm thick.

**£8.65**

Guaranteed same day  
despatch.



M2

### QUARTZ LCD 11 Function

SLIM  
CHRONO

6 digit, 11 functions.  
Hours, mins., secs., day,  
date, day of week.  
1/100th, 1/10th, secs.,  
10X secs., mins.,  
Split and lap modes.  
Back-light, auto calendar.  
Only 8mm thick.

Stainless steel bracelet  
and back.  
Adjustable bracelet.  
Metac Price

**£10.65** Thousands sold!  
Guaranteed same day despatch.



M3

### QUARTZ LCD ALARM 7 Function

Hours, mins., secs.,  
month, date, day.  
6 digits, 3 flags plus  
continuous display  
of day and date or  
seconds. Back-light  
Only 9mm thick.

**£12.65**

Guaranteed same day despatch.



M4

### MULTI ALARM 6 Digits 10 Functions

- \* Hours, mins., secs.
- \* Months, date, day.
- \* Basic alarm.
- \* Memory date alarm.
- \* Timer alarm with dual.
- \* Time and 10 country zone.
- \* Back-light.
- \* 8mm thick.

**£18.65**



M5

### FRONT-BUTTON Alarm Chrono Dual Time

6 digits, 5 flags.  
22 functions.  
Constant display of  
hours and mins., plus  
optional seconds or  
date display.  
AM/PM indication, month, date.  
Continuous display of day.  
Stop-watch to 12 hours  
59.9 secs., in 1/10 second steps.  
Split and lap timing modes.  
Dual time zones.  
Only 8mm thick.  
Back-light. Fully adjustable  
open bracelet.  
Guaranteed same day despatch

**£22.65**

M6



### SOLAR QUARTZ LCD Chronograph with Alarm Dual Time Zone Facility

6 digits, 5 flags.  
22 functions.  
Solar panel with  
battery back-up.  
6 basic functions.  
Stop-watch to 12 hours  
59.9 secs., in 1/10 sec.,  
steps.  
Split and lap timing modes.  
Dual time zones.  
Alarm, 9mm thick. Back-light.  
Fully adjustable bracelet.

**£27.95**

M7



### ALARM CHRONO with 9 world time zones

- \* 6 digits, 5 flags.
- \* 6 basic functions.
- \* 8 further time zones.
- \* Count-down alarm.
- \* Stop-watch to 12 hours  
59.9 secs.  
in 1/10 sec. steps.
- \* Split and timing modes.
- \* Alarm.
- \* 9 mm thick.
- \* Back-light.
- \* Fully adjustable bracelet.

**£29.65**

M8



### SOLAR QUARTZ LCD Chronograph

Powered from solar  
panel with battery back-up.  
6 digit, 11 functions.  
Hours, mins., secs., day,  
date, day of week.  
1/100th, 1/10th, secs.,  
10X secs., mins.  
Split and lap modes.  
Back-light, auto  
calendar. Only 8mm  
thick.  
Stainless steel bracelet  
and back.  
Adjustable bracelet.  
Metac Price

**£12.65**

Guaranteed same day despatch.



M9

### SEIKO Alarm Chrono

LCD, hours, mins.,  
secs., day of week,  
month, day and date,  
24 hour Alarm, 12  
hour chronograph,  
1/10th secs., and  
lap time. Back light,  
stainless steel,  
HARDLEX glass.

List Price £130.00

METACPRICE

**£105.00**



M10

### SEIKO MEMORY BANK

Calendar watch M354  
Hours, mins., secs.  
Month, day, date in  
12 or 24 hour format  
all indicated continuously.  
Monthly calendar display  
month, year and all dates  
for any selected month over  
80 year period.  
Memory bank function.  
Any desired dates up to 11  
can be stored in advanced.  
2 year battery life.  
Water resistant.

List Price £130

Metac Price **£79.50**

M11



### SEIKO-STYLE Dual time-alarm Chronograph


Mineral glass  
face.  
Battery hatch  
for DIY battery  
replacement.  
Top quality finish  
with fully  
adjustable bracelet.

**£35.00**



M12

### HANIMEX Electronic LED Alarm Clock



Features and Specification:  
Hour/minute display. Large LED display with  
p.m. and alarm on indicator. 24 Hours alarm with  
on/off control. Display flashing for power loss  
indication. Repeatable 9-minute snooze. Display  
bright/dim modes control. Size 5 15" x 3 93" x  
2.36" (131mm x 11mm x 60mm).  
Weight: 1.43 lbs (0.65 kg). AC power 220V.

**£9.65** Thousands sold!

Mains operated.

Guaranteed same  
day despatch.

M13

### HANIMEX portable LCD clock radio



- \* Time set & alarm controls.
- \* Snooze & sleep controls.
- \* Wake to music or alarm.
- \* AM/PM indicator.
- \* Battery operated. No plug required.
- \* Receives all standard AM radio broadcasts.
- \* Drawstring carrying case included.
- \* Back-light.
- \* Batteries supplied free.
- \* Quartz crystal controlled.

**£17.95**

M14

### HOW TO ORDER

Payment can be made by sending cheque, postal order, Barclay, Access or American Express card numbers. Write your name, address and the order details clearly, enclose 30p for post and packing or the amount stated. We do not wait to clear your cheque before sending the goods so this will not delay delivery. All products carry 1 year guarantee and full money back 10 day reassurance. Battery fitting service is available at our shops. All prices include VAT.

Trade enquiries: Send for a complete list of trade prices — minimum order value £100.  
Telephone Orders: Credit card customers can telephone orders direct to Daventry or Edgware Rd.,  
24 hour phone service at both shops: 01-723 4753 03272-76545.



CALLERS WELCOME  
Shops open 9.30 - 6.00.

### QUARTZ LCD Ladies 5 Function

Only 25 x 20mm and  
6mm thick.  
5 function. Hours,  
mins., secs., day, date  
and back light and  
auto calendar.  
Elegant metal  
bracelet in silver or  
gold.  
State preference.

**£9.95**

Guaranteed same day  
despatch.



M15

### Price breakthrough only £18.95



### OUTSTANDING FEATURES

- \* **DUAL TIME.** Local time always visible and you can set and recall any other time zone (such as GMT). Also has a light for night viewing.
- \* **CALENDAR FUNCTIONS** include the date and day in each time zone.
- \* **CHRONOGRAPH/STOPWATCH** displays up to 12 hours, 59 minutes, and 59.9 seconds.
- \* On command, stopwatch display freezes to show intermediate (split/lap) time while stopwatch continues to run. Can also switch to and from timekeeping and stopwatch modes without affecting either's operation.
- \* **ALARM** can be set to anytime within a 24 hour period. At the designated time, a pleasant, but effective buzzer sounds to remind or awaken you!

Guaranteed same day despatch. **M16**

# Metac

ELECTRONICS  
& TIME CENTRES

North & Midlands  
67 High Street, DAVENTRY  
Northamptonshire  
Telephone: 03272 76545

South of England  
327 Edgware Road  
LONDON W.2  
Telephone: (01) 723 4753

# practical WIRELESS

NOVEMBER 1979  
VOLUME 55  
NUMBER 11  
ISSUE 873

BRITAIN'S LEADING JOURNAL FOR THE RADIO & ELECTRONIC CONSTRUCTOR

Published by IPC Magazines Ltd., Westover House, West Quay Rd., POOLE, Dorset BH15 1JG

## QUERIES

While we will always try to assist readers in difficulties with a *Practical Wireless* project, we cannot offer advice on modifications to our designs, nor on commercial radio, TV or electronic equipment. Please address your letters to the Editor, *Practical Wireless*, at the above address, giving a clear description of the problem and enclosing a stamped self-addressed envelope. Only one project per letter please.

Components are usually available from advertisers. A source will be suggested for difficult items.

## SUBSCRIPTIONS

Subscriptions are available to both home and overseas addresses at £10.60 per annum, from "*Practical Wireless*" Subscription Department, Oakfield House, Perrymount Road, Haywards Heath, West Sussex RH16 3DH.

## BACK NUMBERS AND BINDERS

Limited stocks of some recent issues of *PW* are available at 80p each, including post and packing to addresses at home and overseas.

Binders are available (Price £3.75 to UK addresses and overseas, including post and packing) each accommodating one volume of *PW*. Please state the year and volume number for which the binder is required.

Send your orders to **Post Sales Department, IPC Magazines Ltd., Lavington House, 25 Lavington Street, London SE1 0PF.**

All prices include VAT where appropriate. Please make cheques, postal orders, etc., payable to IPC Magazines Limited.

## COPYRIGHT

© IPC Magazines Limited 1979. Copyright in all drawings, photographs and articles published in *Practical Wireless* is fully protected and reproduction or imitation in whole or in part is expressly forbidden.

All reasonable precautions are taken by *Practical Wireless* to ensure that the advice and data given to readers are reliable. We cannot however guarantee it and we cannot accept legal responsibility for it. Prices are those current as we go to press.

## NEWS & VIEWS

- 20 **Editorial** The Penalty of Progress
- 20 **PW Personality** Fred Judd
- 24 **News . . . News . . . News . . .**
- 30 **PW QSL Cards Announcement**
- 31, 54 **Production Lines** . . . . . Alan Martin  
Information on the latest products
- 32 **New Books** Comments on the latest books in radio and electronics
- 33 **Special Product Report**  
Micron PL-7D Model Radio Control Kit
- 48 **Hotlines** . . . . . Ginsberg  
Recent developments in electronics
- 54 **RAE Reprint Announcement**
- 58 **Radio Special Product Report**  
Yaesu Musen FRG-7000 Communications Receiver
- 61, 64 **Kindly Note**  
PW Trent, June and August 1979  
PW Sandbanks Follow-up-2—August 1979  
VMOS Top Band Transmitter, July 1979

## FOR OUR CONSTRUCTORS

- 38 **Aerials for 160 Metres—1** . . . . . J. R. Green  
Designs for Top-Band operation
- 49 **MW/LW Loop Aerials** . . . . . Charles Molloy  
Constructing and using loop aerials for DX reception
- 55 **Editing Home-Recorded Cassettes—2** . . . . . B. Barnard  
Make the most of your own recordings

## GENERAL INTEREST

- 21 **Speech Processing in Amateur Transmitters** . . . . . A. J. Nailer  
Principles of a.f. and r.f. processors
- 26 **IC of the Month** . . . . . Brian Dance  
The TDB0791 power op. amp.
- 28 **Sheer Simplicity** . . . . . Margaret McDonagh  
Progress in fibre-optics in the telephone system
- 40 **Hi-Fi Glossary—2** . . . . . Gordon J. King  
Explaining the jargon of audio
- 44 **The Sun's Influence** . . . . . Ron Ham  
The effect of solar conditions on radio communications
- 62 **IC of the Month** . . . . . Brian Dance  
An extra to make up for the ones we've missed out over the past couple of months! The TDA 1062 f.m. front-end
- 65 **On the Air**  
Amateur Bands . . . . . Eric Dowdeswell  
Medium Wave DX . . . . . Charles Molloy  
Short Wave Broadcasts . . . . . Charles Molloy  
VHF Bands . . . . . Ron Ham



## FREE THIS MONTH

**PW Aerial Data Chart**—Double-sided and packed with useful info

We regret that Burglar Alarms Part 3 has had to be held over


**Our December issue will be published in early November**  
(for details see page 37)



# THE NEW EUROSOLDERSUCKER

This 195mm long, all metal, high suction, desoldering tool with replaceable Teflon tip enables removal of molten solder from all sizes of pcb pads. Primed and released by thumb, it incorporates an anti-recoil system and built in safety guard. **Only £7.25 inc. VAT & P.P.**

# THE UNIQUE EUROBREADBOARD



Logically laid out to accept both 0.3" and 0.6" pitch DIL packages as well as Capacitors, Resistors, LED's, Transistors and components with leads up to .85mm dia.

500 individual connections in the central breadboarding area, spaced to accept all sizes of DIL package without running out of connection points, plus 4 Integral Power Bus Strips around all edges for minimum inter-connection lengths.

All connection rows and columns are now numbered or lettered enabling exact location indexing.

Double-sided nickel silver contacts for long life (10K insertions) and low contact resistance (<10m. ohms)

Easily removable, non-slip rubber backing allows damaged contacts to be rapidly replaced.

No other breadboard has as many individual contacts, offers all these features and costs only £6.20 each or £11.70 for 2 — inclusive of VAT and P.P.

Snip out and Post

David George Sales, r/o 74 Crayford High St., Crayford, Kent DA1 4EF

David George Sales  
r/o 74 Crayford High Street,  
Crayford, Kent, DA1 4EF.

PW1179

Please send me ☐ 1 EuroSolderSucker @ £7.25  
☐ or 1 EuroBreadBoard @ £6.20 ☐ Please  
☐ or 2 EuroBreadBoards @ £11.70 ☐ Tick

(All prices are applicable from July 1st, 1979 and include VAT & P.P., but add 15% for overseas orders).

Name.....

Company.....

Address.....

.....

.....

Tel. No. ....

Please make cheque/P.O.'s payable to David George Sales

## Now, complete your system!



### Citronic MM313 Mixer

Ideal for the DIY enthusiast building up a complete disco system 4/6 ch mono, inc. LED indicators, connections via phono sockets at rear. Bargain price, including PSU £89.70.

### The ultimate range of speakers

We carry a good selection of high quality chassis for the DIY speaker constructor: 12" or 15" Bass speakers and Dual Concentrics. Exponential horns from £13.80, or our fabulous Pzgo Horns which handle a 5K-20K frequency range in any PA system up to 100W (No X over required) and cost only £6.32 each.



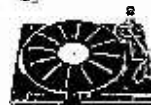
### Projectors

Come and see our specially selected projectors from £50.60 (Squire Multi-ject 150) to £83.37 (Tutor IIE DDU) plus the widest array of projector attachment and effects that you'll ever see on continuous demonstration.



### Turntables

Our unsurpassed Disco experience has enabled us to select the best turntables for your requirements. For example the new BSR P200 belt drive ONLY £28.75



### Ropelights

Great effect at discos 7 metres long. Multiway connectors, 4 channel £46.00 (inc pack of spare bulbs)

### Bulgin Octal plugs and sockets

There's always hundreds of Bulgin Octal multiway plugs and sockets in stock at Roger Squire's. Each pin rated 6A. Perfect for your Sound to Light System. P552 SOCKET £0.69 P551 PLUG £1.72

Multiway Cables  
4 core (6A) 63p/metre  
5 core (6A) 78p/metre  
6 core (6A) 92p/metre

### Many disco accessories

All Roger Squire's shops have a service department which carries large stocks of DISCO SPARES & ACCESSORIES

## Roger Squire's

### Disco Centres

**PERSONAL CALLERS ONLY**

ALL SHOPS OPEN TUE-SAT LATE NIGHT WED. (UP TO 8 PM)

Tel: 01 272 7474

176 Junction Road, N19, 50yds Tufnell Park Tube Station, 1 mile from end of M20

LONDON      BRISTOL      MANCHESTER      GLASGOW

125 Church Road, Rindfield (Near St. George) 15 mins from City Centre  
Tel: 0272 550550

251 Deansgate 3, 15 mins from City Centre  
Tel: 061 831 7676

1 Queen Margaret Road Luff Queen Margaret Drive Kelvinside 20, just behind the BBC.  
Tel: 041 946 3303

## J. BIRKETT

### Radio Component Suppliers

25 The Strait, Lincoln LN2 1JF. Tel: 20767

AIRSPACED TRANSMITTING VARIABLE CAPACITORS 80pf @ £1.80, 30 + 30pf @ £2.20.

BUTTERFLY PRE-SET VARIABLES 25 x 25pf @ 50p, 38 x 38pf @ 60p, 38 x 38pf Wide Spaced @ 65p. Spindles easily extended.

UNMARKED GOOD 2N 3668 TRANSISTORS at 3 for 75p.

UNMARKED GOOD 2N 3653 TRANSISTORS at 3 for £1.10.

VHF TRANSISTORS AF 239 @ 50p, 2N 5179 @ 60p, 2N 5180 @ 50p, BFY 90 @ 50p, MULARD STRIPLINE BF 362 @ 25p.

SOLDER-IN FEED THRU's 6-8pf, 300pf, 1000pf. All 20p doz.

LOUDSPEAKERS 1 1/2" 8 ohm, 2 1/4" 65 ohm, 3" 150 ohm all at 85p.

T.V. S.A.W. FILTERS untested at 3 for 35p.

BF 679 STRIPLINE 1000 MHz PNP TRANSISTOR @ 25p.

MINIATURE 3 GANG VARIABLE 25x25x25pf @ 75p.

DIVIDE BY 2 300 MHz COUNTER I.C. with data @ 85p.

DIVIDE BY 4 150 MHz COUNTER I.C. with data @ 85p.

VHF POWER TRANSISTOR 10 watt 175 MHz 13 volt R5174 @ £2.50.

DAU TRIMMERS 2 To 9pf, 7 To 35pf, 6 To 45pf, 8 To 125pf, 8 To 140pf All at 18p each.

VHF SOLDER-IN TUBULAR TRIMMERS 6pf @ 10p each.

CERAMIC TRIMMERS 2.5 To 6pf, 3 To 10pf, 4-7 To 20pf, 6 To 35pf, 10 To 60pf All at 15p each.

POSTAGE STAMP TRIMMERS 10pf, 30pf, 50pf, 1000pf, All 10p. ea.

VARIABLE CAPACITORS Direct Drive. 1/2" Spindle. 5pf @ 75p, 10pf @ 75p, 125+125pf @ 55p, 100+200pf @ 55p, 200+200+25+25pf @ 55p, With S.M. Drive. 200+300pf @ 55p, 500+500+25+25pf @ 55p, 250+250+20+20+20pf @ 75p.

SPECIAL 3 GANG VARIABLE 25+25+25pf @ 75p each.

DUAL GATE MOS FETS like 40673 @ 33p, 4 for £1.10, 2N 3819 FETS @ 20p, 6 for 75p, DUAL GATE MFE 131 @ 50p, J310 @ 20p, BF 244 @ 25p, BF 256 @ 25p, E111 @ 12p, E112 @ 10p.

CERAMIC FILTERS TOKO 10-7 MHz CFS 10-7 MHz @ 27p.

MURATA 10-7 MHz SFW 10-7 MHz @ 50p, SFC 10-7 MHz @ 27p, SFC 5-5 MHz @ 27p, 455 KHz B.W. @ 7 KHz @ 60p.

STC-ITT CRYSTAL FILTER 10-7 MHz B.W. @ 7.5 KHz @ 25.

ALLOY DIE CAST BOXES 6" x 3-3/16" x 2" 9 £1.15, 3 for £2.85.

VERNITRON FM4 10-7 MHz FILTERS @ 50p, 3 for £1.

30 ASSORTED 10XAJ CRYSTALS @ £1.10, 20 FT 241A CRYSTALS @ £1.10, 20 ASSORTED FT 243 CRYSTALS @ £1.50.

VARI-CAP DIODES BA 102 @ 20p, BB 121 @ 15p, MV 1636 @ 20p, BB 105 @ 20p.

EUROPEAN PLUG AND SOCKET 3 Pin, 2M of Cable at 75p pair.

10 ASSORTED PUSH BUTTON BANNERS less Knobs for £1.30.

10 ASSORTED SLIDER POTENTIOMETERS for £1.

25 STUD MOUNTING 10 AMP DIODES untested @ 60p.

50 BC 107-8-9 TRANSISTORS assorted untested @ 60p.

50 2 Watt ZENERS assorted untested @ 60p.

50 OC 71 TRANSISTORS untested @ 75p.

25 5 AMP STUD MOUNTING S.C.R.'s untested @ 75p.

TBA 120S FM I.C.'s untested with data @ 6 for 60p.

10 20 AMP STUD MOUNTING DIODES untested @ 60p.

20 PHOTO TRANSISTORS AND DARLINGTONS assorted untested @ £1.

ELECTROLYTIC CAPACITORS 2000uf 450v.w. 5 1/4" x 3" @ £2.25.


PAPER CAPACITORS 10uf 370 V.A.V. w. 5 1/4" x 2 1/4" @ £1.50.

MINIATURE 12 WAY CERAMIC TAG STRIPS @ 15p.

Please add 20p for post and packing on U.K. orders under £2. Overseas orders, postage charged at cost.



# RADIO EXCHANGE LIMITED



## New Model RX002

Wave-band coverage as RX001 but with Tone Control, extra Transistor, for more power, 39" Telescopic Aerial and Battery Economiser Switch. Uses Every-Ready PP7 battery. Flat Area Size 13" x 9½" x 1½".


Kit comes complete with instruction manual pictorial and circuit diagrams.

8 Transistors and Four Diodes. Multiband AM Receiver.

£12.99 + P & P  
£1.30

## New master kit EMK mark II

A completely Solderless construction kit, with Ready Drilled Bakelite Panels, Nuts, Bolts, Wood Screws, etc. Also in the Kit, Transistors, Capacitors, Resistors, Silicon and Germanium Diodes, Integrated Circuit and LED, Potentiometer, Switch, Tuning Capacitor, Wire Sleeving, Knobs, Dials, Loudspeaker and Speaker Case, Crystal Earpiece, Ready Wound Medium Wave and Long Wave Ferrite Rod Aerial. A range of Circuits with Pictorial Diagrams and Instructions are supplied with the Kit. Covering Medium Wave and Long Wave Radio Receivers




with Earpiece and Loudspeaker Output Stages, Amplifiers, Test Equipment, Metronome and Noise Generators, Morse Code Practise Oscillator with Key and Circuits using the IC and LED supplied. Everything necessary to build and

With special Power Output Module to construct.

operate the Projects supplied in the Kit. Battery used PP9 volt (not supplied). Size 19" x 9½" x 1½".

£17.99 + P & P  
£1.30


## SXB2 - Powerful two band short wave loudspeaker receiver



8 Transistors and 4 Diodes. A world of listening on the Short Wave Frequencies, with this highly sensitive self contained Short Wave Radio. Complete with Telescopic Aerial, Loudspeaker, Gain and Tuning Controls and all components necessary to build it. Covering approximately 60 metres to 18 metres. Uses Ever-Ready PP9 volt battery. Kit comes complete with Instruction Manual, Pictorial and Circuit Diagrams. Size 6½" x 6½" x 6½".

£10.95 + P & P  
£1.30

## New model RX001



A highly sensitive multiband AM Receiver giving Room Filling Volume; Covering Medium Wave, Long Wave, Trawler Band and Three Short Wave Bands, Seven Transistors and four Diodes, Push-Pull output stage with quality Loudspeaker

and internal Ferrite Rod Aerial. Kit includes all parts to build it up including rubber feet and ready drilled Panels. Comprehensive Instruction Manual for stage by stage construction. Uses 9 volt battery not supplied. Flat area size 9½" x 6½" x 1½".

£10.70 + P & P  
£1.30

## New model ECK2-(M.)




Self contained Multiband VHF Receiver Kit. 8 Transistors and 4 Diodes. Push-Pull output. Quality Loudspeaker, Gain Control, Swivel, Chrome Plated Telescopic Aerial, VHF Tuning Capacitor, Resistors, Capacitors, Transistors etc. Will receive T.V.

Sound, Public Service Band, Aircraft, VHF local Stations etc. Operates from 9 volt battery (not supplied with Kit).

Size 12½" x 6½" x 1½". Complete kit of parts. Kit comes complete with manual pictorial and circuit diagrams.

£9.99 + P & P  
£1.10

## New Romer Ten Model R.K.3.



Multiband V.H.F. and A. M. Receiver. 13 Transistors and Six Diodes.


Quality Loudspeaker with Multiband V.H.F. section covering Mobiles, Aircraft, T.V. Sound, Public Service Band Local V.H.F. Stations, etc. and Multi-band A. M. section with separate Tuning Capacitor for easier and accurate tuning, covering M.W.1, M.W.2, L. W. Three Short Wave Bands S.W.1, S.W.2, S.W.3 and Trawler Band. Built-in Ferrite Rod Aerial for Medium Wave, Long Wave and Trawler Band, etc., Chrome-plated 7 section Telescopic Aerial, angled and rotatable for peak Short Wave and V.H.F. reception. Push-Pull output using 600mW Transistors. Gain, Wave-Change and Tone Controls. Plus two Slider Switches. Powered by PP9-9 volt battery.

Complete kit of parts including carrying strap. Building Instructions and operating Manuals.

£16.95 + P & P  
£1.30

## V.H.F. AM Multiband Receiver VX8

This is an updated version of our excellent RK3 Model: Employing a new Flat Look, different layout, extra Slider Switch and projected loudspeaker Case. Waveband Coverage and components including 39inch Telescopic Aerial as the RK3. Complete with VX8 instruction



manual and diagrams, uses 9 volt battery. Size 13" x 9½" x 1½"

£17.95 + P & P  
£1.30

## V.H.F. Air converter kit



Build this converter kit and receive the aircraft band by placing it by the side of a radio tuned to medium wave or the VHF band and operating as shown in the instructions supplied free with all parts. Uses a retractable chrome-plated telescopic aerial, gain control, V.H.F. tuning capacitor, transistor, etc. Size 5½" x 1½" x 3½". All parts including case and plans.

£6.05 + P & P  
90p

## E.V.6 Plus One



Build this exciting new design. Now with 7 Transistors and 4 Diodes. MW/LW. Powered by 9V battery. Ferrite rod aerial, tuning condenser, volume control, and 2½"

loudspeaker. Attractive case with speaker grille. Size 9" x 5½" x 2½" approx. All parts including Case and Plans. Total Building Costs:

£8.20 + P & P  
£1.10

Fill in the coupon and send to:  
**RADIO EXCHANGE LTD.**  
61A High Street, Bedford MK40 1SA. Tel: 0234 52367  
● Callers side entrance "Lavelis" Shop. ● Open 10-11, 2.30-4.30 Mon.-Fri. 9-12 Sat.  
Reg. No. 788372

All prices  
include  
VAT

I enclose £ \_\_\_\_\_ for \_\_\_\_\_

NAME \_\_\_\_\_

ADDRESS \_\_\_\_\_

PW1179

# GARLANDS

Watch Out For The Fireworks At Garlands-----  
Our Guy Fawkes Sale Starts On November 5th.  
There Won't Be Another Like It !

Resistors from  $\frac{1}{2}$ p  
Capacitors from 1p  
Neons, knobs, zeners from 5p  
Switches from 10p  
Slider pots from 20p  
Plastic boxes 25p  
8  $\Omega$  earpieces 5 for 25p  
8 track heads 25p  
Books from 25p  
Microphone inserts 40p  
Shop soiled & damaged multimeters from £4.00 . . . YES £4.00  
Piezo tweeters – perfects – £4.99  
Microphones, microphone mixers, loudspeakers, cabinets, aerials, cartridges, etc., etc., etc.

Transformers 50p  
Motors 50p  
Car aerials 75p  
Wooden plinths 99p  
Car speaker & grille £1.25  
Clock movements £2.50  
Soldering irons £2.75  
8" loudspeakers £2.95  
Headphones from £3.00  
Intercoms (tatty) £3.99

All sale items sold as seen – Personal callers only.

All prices include VAT.

Deptford Broadway, London, SE8 Tel. 01-692-4412.

## Catronics Exceptional Value in the complete Range of VERO CABINETS

**SPECIAL DISCOUNT PRICES!**

A few examples:

Code No.	Size (mm)	Price
65-2514F	100x50x25	£1.93
65-2516G	100x50x40	£2.17
65-2518H	120x65x40	£2.45
65-2520J	150x80x50	£2.77
65-2522K	188x110x60	£3.69

### METAL FRONTED RANGE

75-1237J	85x40x154	£2.98
75-1238D	85x60x154	£3.25
75-1239K	85x80x154	£3.88
75-1410J	205x140x40	£4.06
75-1411D	205x140x75	£4.52
75-1412K	205x140x110	£5.88

Sloping front panel 75-1798K (171x121x75/37.5) £4.80  
Sloping front panel 65-2523E (220x174x100/52) £8.26

## VEROBOARDS Series 2 Case Box

0.1" Pitch Copper Clad

2.5" x 5"	£0.88
2.5" x 3.75"	£0.66
2.5" x 17"	£2.00
3.75" x 5"	£0.74
3.75" x 3.75"	£0.66
3.75" x 17"	£2.58
4.75" x 17.9"	£3.36
2.5" x 1"	£0.79

with battery box

65-2036H	£3.59
65-2037C	£3.69
65-2067G	£4.59
65-2068B	£4.86
65-2072D	£6.05
65-2073K	£8.62
without battery box	
65-2035B	£3.67
65-2066A	£4.12
65-2071J	£8.23

The above is only part of the extensive range of VERO products we stock, which includes other boards, pins, 'G' range cases, tilt legs, flip top boxes, standoffs, bezels and the 19" Card Frame System – ask for details.

All Prices Include V.A.T. Please note our minimum U.K. post and packing charge is 30p. EXPORT ORDERS welcomed.

**CATRONICS LTD., COMMUNICATIONS HOUSE,**  
(Dept.981) 20 WALLINGTON SQUARE,  
WALLINGTON, SURREY SM6 8RG.  
Tel. 01-669 6740 (Mon. – Fri. 9 a.m. to 5.30 p.m. Sat. 1 p.m.)

## VOICE CHESS CHALLENGER

"THE FIRST THINKING CHESS GAME THAT SPEAKS TO YOU"



£229.95 inc VAT cwo

LEVEL	Average Response Time
1. Beginner	5 Seconds
2. Intermediate	15 Seconds
3. Experienced	35 Seconds
4. Advanced	1:20 Minutes
5. Superior	2:20 Minutes
6. Tournament Practice	3 Minutes
7. Tournament Teacher	3 Minutes
	20 Seconds
8. Excellent	6 Minutes
9. Expert	11 Minutes
H Infinite	It computes move until you stop, or search is exhausted

The Strongest Chess Program ever placed in a microprocessor. Approximately twice as fast as previous models, this is the FIRST Thinking Device that after thinking . . . speaks out and talks! It is so smart, it is available in English, German, French or Spanish by special order.

- Large repertoire or chess book openings.**
  - 40 book opening variations randomly selected
  - Special feature allows you to select a book opening of your choice
  - Approximately 1200 book opening moves. Book openings selectable whether computer plays black or white
  - Computer teaches book openings by displaying next move to be entered.
  - All "Book" moves are instant response regardless of level of play.
- The Chess Teacher**
  - On levels 2, 5, 7, 9, and H, the computer will display best suggested move for you to enter
  - Plays against itself with white usually the winner.
  - Never makes an illegal move.
  - Teaches end game solutions.
  - Book openings teaches opening game
  - Announces mate-in-two for you to solve
  - Problem mode permits setting up of all chess book positions.
- Your Friendly Speaking Opponent**
  - Tells you all of its moves.
  - Repeats all of your moves.
  - Can be used by the blind, as the game will audibly tell you every move and capture, and will repeat board position on demand.
  - Voice feature allows you to tape record game play.
  - It even suggests your moves.
- An Advanced Computer**
  - 128,000 to 160,000 bits of Read only Memory
  - Has over 8,000 bits of Random Access Memory.
  - At the conclusion of the game when it loses, the computer displays the number of moves played

Encompasses all of our other renowned features, including a solid hardwood case, 13 1/2 x 8 1/2 x 1 1/4 inches high, deluxe playing surface with raised keyboard, 1/2 inch LED Display and Staunton design magnetized Chess Pieces. 100% solid state.

We will match any lower price, if competitor has goods in stock. Chess Challenger '77 available at £95. See for brochure. Boris and Boris Diplomat available.

KRAMER & Co., Dept. PW8.

9 OCTOBER PLACE, HOLDERS HILL ROAD, LONDON NW4 1EJ

Tel. 01-203 2473 Telex 888941 ATTN. KRAMER K7

Mail order only. Callers by appointment. Barclay & Access by arrangement

# RSC



## 100W DISCO SYSTEM

**PACKAGE PRICE**  
£229.50  
Saving over  
£50 on RRP  
Carriage  
£7.50

Consisting of  
DISCOMASTER MK II POWER DISCO CONSOLE WITH  
100W INTEGRAL AMPLIFIER, TWIN FULL-SIZE  
TURNABLES, CUEING DEVICE AND FULL  
MONITORING FACILITIES.

1 PAIR 50 WATT LOUDSPEAKERS,  
MODEL T50H, INC. 12" UNIT AND HF HORN.

TERMS FOR SYSTEM DEPOSIT £39.50  
38 WEEKLY PAYMENTS OF £5.95 (TOTAL £265.60)

Sold separately  
DISCOMASTER MK II £169.95 (carriage £5)  
50W LOUDSPEAKERS MODEL T50H £54.95 each  
(carriage £2 each)

## DISCO MODULES

Make your own console  
CONTROL UNIT (mains powered)



Vol. (left) Vol. (Right)  
Tape input and volume  
control. Bass, Treble,  
ON/OFF switch for  
each Table.

**£25.00**  
Carr. £1

**MONITOR UNIT**  
With H/Phone Socket and  
Vol. Control Carr. Free.

**£7.95**

**FADER UNIT** Carr. Free

**£7.95**

**100w OUTPUT UNIT**  
Mains powered  
Carr. £1.50


**£29.95**

## TITAN GROUP/ DISCO SPEAKERS

Rating RMS  
Imp 8-15 ohms



	S.R.P. . . .	RSC Price
T12/45R 12" 45w	£15.95 . . .	£13.95
T12/60R 12" 60w	£23.95 . . .	£15.95
T12/100 12" 100w	£37.95 . . .	£23.95
T15/70 15" 70w	£29.95 . . .	£20.95
T15/100 15" 100w	£42.95 . . .	£29.95
T18/100 18" 100w	£53.95 . . .	£41.95
	Carr. 12" - £1.00	
	15" - £1.50	
	18" - £2.00	



## PULSAR SOUNDLITE

PULSAR ZERO 3000 THE MOST VERSATILE SOUNDLITE  
CONTROL UNIT IN ITS CLASS

- \* 1000 WATTS PER CHANNEL
- \* SOUND TO LIGHT ON BASS
- \* MIDDLE AND TREBLE
- \* 3 WAY AUTO CHASE
- \* 3 WAY CHASE TO MUSIC

**ONLY £95.95**  
DEPOSIT £20.00.  
12 MONTHLY PAYMENTS  
OF £7.66. (TOTAL £111.92.)

## MICROPHONES

SHURE 515 SA MICROPHONE R.S.C. PRICE £29.95.  
ALTAI DUAL IMPEDANCE MICROPHONE  
R.S.C. PRICE £9.95.

## SCOOP PURCHASE

COLLARO RECORD DECKS

- \* Auto or Manual
- \* 11" Turntable
- \* Suit Disco Operation

Excellent Value £15.95 or Pair for £30  
(Carriage £1 each)

## RSC Realistic Sound Centres

OPEN ALL DAY SATURDAY

**BRADFORD** 10 North Parade (Closed Wed.)  
Tel. 25349

**BIRMINGHAM** 30-31 Great Western Arcade  
(Closed Wed.) Tel. 02-236 1279

**CARLISLE** 8 English Street (Closed Thurs)  
Tel. 38744

**COVENTRY** 17 Shelton Square, The Precinct  
(Closed Thurs.) Tel. 25983

**DERBY** 97 St. Peter's Street (Closed Wed.)  
Tel. 41361

**DEWSBURY** 9-11 Kingsway (Closed Tues.)  
Tel. 468058

**DONCASTER** 3 Queensgate, Waterdale Centre  
(Closed Thurs.) Tel. 63069

**EDINBURGH** 101 Lothian Road (Closed Wed.)  
Tel. 229 9501

**GLASGOW** 403 Sauchiehall St (Closed Tues.)  
Tel. 041 332 0700

**HULL** 7 Whitefriargate (Closed Thurs.)  
Tel. 20505

**LEICESTER** 32 High Street (Closed Thurs.)  
Tel. 56420

**LONDON** 238 Edgware Road, W.2.  
(Closed Thurs.) Tel. 723 1629

**\*LEEDS** 16-18 County (Mecca) Arcade, Briggate  
(Closed Wed.) Tel. 449609

**\*LIVERPOOL** 35 Dawson Way, St. John's  
Precinct (Closed Wed.) Tel. 708 9380

**\*MANCHESTER** 60A Oldham Street (Closed Wed.)  
Tel. 236 2778

**MIDDLESBROUGH** 103 Linthorpe Road  
(Closed Wed.) Tel. 247096

**\*NEWCASTLE UPON TYNE** 59 Grainger St.  
(Closed Wed.) Tel. 21469

**NOTTINGHAM** 19/19A Market Street  
(Closed Thurs.) Tel. 48068

**SHEFFIELD** 13 Exchange Street (Castle Mkt. Blds.)  
(Closed Thurs.) Tel. 20716

**\*WOLVERHAMPTON** 6 Wulfrun Way (Closed  
Thurs.) Tel. 26612

**\*MUSICAL INSTRUMENTS &  
ACCESSORIES** in stock at these branches

ALL PRICES INC VAT.

Mail Orders and Export Enquiries to:

**AUDIO HOUSE,  
HENCONNER LANE, LEEDS 13.  
Tel: 0532 577631**



Barclaycard, Access & Trustcard  
Phone orders quoting card number accepted

Please supply the following:  
(Please mark quantity required in box)

- 100W Disco System Package ☐
- Model T50H Speakers a £54.95 each ☐
- Discomaster MK II ☐
- Disco Modules Control Unit ☐
- Disco Modules Monitor Unit ☐
- Disco Modules Fader Unit ☐
- Disco Modules 100w Output Unit ☐
- Titan Group/Disco Speakers. Type ☐
- Collaro Record Decks £15.95 each ☐
- OR £30 pair ☐
- Pulsar Soundlite Zero 3000 ☐
- Shure 515 SA Microphone ☐
- Altai Dual Impedance Microphone ☐
- E & O E prices correct 6.9.79.

I enclose PO/ Cheque for £

Name

Address

**MAIL ORDERS MUST NOT  
BE SENT TO SHOPS**



# All these advantages...


- Instant all-weather starting
- Smoother running
- Continual peak performance
- Longer battery & plug life
- Improved fuel consumption
- Improved acceleration/top speed
- Extended energy storage

## ..in kit form

SPARKRITE X5 is a high performance, top quality inductive discharge electronic ignition system designed for the electronics D.I.Y. world. It has been tried, tested and proven to be utterly reliable. Assembly only takes 1-2 hours and installation even less due to the patented 'clip on' easy fitting.

The superb technical design of the Sparkrite circuit eliminates problems of the contact breaker. There is no misfire due to contact breaker bounce which is eliminated electronically by a pulse suppression circuit which prevents the unit firing if the points bounce open at high R.P.M. Contact breaker burn is eliminated by reducing the current by 95% of the norm.

There is also a unique extended dwell circuit which allows the coil a longer period of time to store its energy before discharging to the plugs. The unit includes built in static timing light, systems function light, and security changeover switch. Will work all rev counters.



**Fits all 12v negative-earth vehicles with coil/distributor ignition up to 8 cylinders.**

### THE KIT COMPRISES EVERYTHING NEEDED

Die pressed case. Ready-drilled, aluminium extruded base and heat sink, coil mounting clips and accessories. All kit components are guaranteed for a period of 2 years from date of purchase. Fully illustrated assembly and installation instructions are included.



Roger Clark the world famous rally driver says "Sparkrite electronic ignition systems are the best you can buy"

# Sparkrite

HIGH PERFORMANCE  
ELECTRONIC IGNITION

Electronics Design Associates, Dept. PW1179  
82 Bath Street, Walsall, WS1 3DE. Phone: (0922) 614791

Name \_\_\_\_\_

Address \_\_\_\_\_

Phone your order with Access or Barclaycard

Inc. V.A.T. and P.P.

QUANTITY REQ'D.

I enclose cheque/PO's for

£

Cheque No. \_\_\_\_\_


Send SAE if brochure only required.

**X5KIT £16.95**

ACCESS OR BARCLAY CARD No. \_\_\_\_\_

# ELECTROVALUE

Your leading direct suppliers for



NASCOM MICROCOMPUTERS  
AND FULL SUPPORTING RANGE  
OF ITEMS TO ENABLE YOU TO  
WORK AT PROPER  
PROFESSIONAL LEVELS

- ★ Appointed Nascom stockists
- ★ Widest possible range stocked
- ★ Information on request
- ★ Enquiries from trade, industrial and educational users invited

We are also appointed distributors  
for the fine products of:

**SIEMENS, ISKRA, RADIOHM,  
VERO AND MANY OTHER  
FAMOUS MANUFACTURERS**

It's a good deal better from

## ELECTROVALUE LTD

Dept. PW11, 28 St. Judes Road, Englefield Green, Egham, Surrey TW20 0HB.

Phone: Egham 3603. Telex 264475.

Northern Branch (Personal shoppers only), 680 Burnage Lane,  
Burnage, Manchester M19 1NA. Phone (061) 432 4945.

- We pay postage

in U.K. on orders list value £5 or over. If under, add 27p handling charge.

- We give discounts

on C.W.O. orders, except for a few items marked Net or N in our catalogue price list.

5% on orders, list value £10 or more

10% on orders list value £25 or more.

Not applicable to Access or Barclaycard orders.

- We stabilise prices.

by keeping to our printed price lists which appear but three or four times a year.

- We guarantee.

all products brand new, clean and to maker's spec. No seconds, no surplus.

- WE WILL SEND YOU OUR 120-PAGE CATALOGUE No. 9 FREE ON REQUEST.


Comprehensive, informative, very well produced. Write, phone or call for your free copy, together with latest price list. (Available separately).

## ASTRA-PAK

92 GODSTONE ROAD  
WHYTELEAF SURREY CR3 0EB

VAT must be added at 15% to all prices shown. P&P 25p + VAT. Send SAE for catalogue including books, resistors, capacitors, vero, etc.

7400	0.10	7483	0.58	74156	0.78	4021	0.80	4180	1.05	LINEAR		16 pin	0.12
7400	0.23	7484	0.59	74157	2.02	4022	0.80	4181	1.05	CA2045-14	0.40	18 pin	0.16
7401	0.11	7485	0.68	74170	1.50	4023	0.15	4182	1.05	CA3046-14	0.50	20 pin	0.18
7402	0.11	7486	0.22	74172	6.30	4024	0.50	4183	1.05	LM380N-14	0.85	22 pin	0.22
7403	0.11	7486B	0.42	74173	1.15	4025	0.15	4184	1.05	LM381N-14	1.40	24 pin	0.24
7404	0.11	7488	1.65	74174	0.65	4026	1.15	4174	1.05	LM710-14	0.30	28 pin	0.26
7404	0.23	7490	0.32	74175	0.60	4027	0.42	4175	0.98	LM711N-14	0.30	40 pin	0.37
7405	0.12	7491	0.64	745175	1.00	4028	0.65	4184	1.05	MC1010P-14	0.88	81LS85	1.25
7405	0.23	7492	0.36	74176	0.58	4029	0.16	4404	0.48	NE555-8	0.20	81LS86	1.25
7406	0.22	7493A	0.30	74177	0.58	4030	0.46	4412	0.19	NE556-14	0.50	81LS87	1.25
7407	0.22	7494	0.72	74178	1.50	4031	1.95	4428	0.38	NE2501B-14	0.80	81LS88	1.25
7408	0.13	7495	0.50	74179	1.50	4032	0.88	4445	0.90	SN75110N	0.40	MICROPROCESSOR	
7409	0.13	7496	0.48	74180	0.85	4033	1.25	4449	0.19	SN75033N	1.60	CRYSTALS	
7410	0.11	7497	1.50	74181	0.58	4034	1.15	4501	0.18	SN76013N	1.25	FREQUENCY	
7410	0.23	74100	0.85	74182	0.70	4035	1.00	4502	0.80	SN76023N	1.25	Mhz.	
7411	0.17	74104	0.39	745182	1.50	4036	2.70	4503	0.68	SN76033N	1.60	0.100	3.50
7411	0.23	74105	0.38	744183	0.75	4037	0.85	4506	0.50	SN75477N	2.50	0.262	3.50
7412	0.15	74107	0.24	74184	1.30	4038	0.95	4507	0.52	TAAS508	0.32	0.300	3.50
7413	0.24	74108	0.32	74185	1.30	4039	2.75	4508	2.50	TAAS618	0.88	1.000	3.25
7414	0.50	74110	0.36	74186	5.00	4040	0.91	4510	0.92	TBA1205	0.65	1.008	3.25
7415	0.23	74111	0.58	74188	2.70	4041	0.72	4511	0.92	TBA541A	1.50	1.8432	3.50
7416	0.23	74113	0.30	74190	0.68	4042	0.67	4512	0.92	TBA800	0.78	2.000	3.25
7417	0.23	74118	1.50	74191	0.68	4043	0.80	4513	1.85	TBA81DS	0.75	2.097	3.25
7420	0.11	74119	0.80	74192	0.62	4044	0.80	4514	2.30	TBA820S	0.68	2.457	3.25
7421	0.20	74119	1.50	74193	0.62	4045	1.25	4515	2.60	TC270SD	1.60	3.276	2.60
7422	0.18	74120	0.95	74194	0.63	4046	0.91	4516	0.99	TD42020	3.00	3.579	2.60
7423	0.21	74121	0.25	74195	0.60	4047	0.85	4517	3.75	ZN414	0.80	3.932	2.60
7425	0.23	74122	0.39	74196	0.72	4048	0.48	4518	0.90	VOLTAGE		4.000	2.60
7426	0.23	74123	0.38	74197	0.58	4049	0.33	4519	0.50	REGULATORS		4.433	2.60
7427	0.24	74125	0.32	74198	1.00	4050	0.40	4520	0.95	LM309K-103	0.75	4.915	2.60
7428	0.26	74128	0.35	74199	1.20	4051	0.72	4521	2.20	LM309K-103	1.30	5.000	2.60
7430	0.11	74129	0.75	74221	1.30	4052	0.72	4522	1.25	WA723-14	0.32	5.068	2.60
7430	0.23	74130	0.50	74273	2.05	4053	0.72	4526	1.25	7805-10220	0.70	5.185	2.60
7432	0.22	74132	0.55	74278	1.65	4054	1.00	4527	1.40	7812-10220	0.70	5.875	2.60
7433	0.30	74134	0.38	74279	1.10	4055	1.05	4528	0.92	7815-10220	0.70	6.000	2.60
7437	0.21	74135	0.70	74283	1.85	4060	1.00	4529	1.30	7824-10220	0.70	6.144	2.60
7438	0.21	74136	0.52	74284	3.40	4068	0.48	4530	0.78	7905-10220	0.78	6.553	2.60
7440	0.12	74137	0.80	74293	1.30	4067	0.35	4531	0.99	7912-10220	0.78	6.800	2.60
7441	0.50	74141	0.55	74298	1.80	4068	0.20	4532	1.20	7915-10220	0.78	8.867	2.60
7442	0.40	74142	1.95	74390	1.75	4069	0.17	4534	5.20	LOW PROFILE		10.000	2.60
7443	0.70	74143	2.50	74393	1.25	4070	0.17	4538	3.60	DIL SOCKETS		12.000	2.60
7444	0.70	74144	2.50	CMOS			0.071	4538	1.25	8 pin	0.09	13.516	2.60
7445	0.50	74145	0.50	4000	0.13	4072	0.17	4539	0.89	14 pin	0.11	18.000	3.20
7446	0.60	74147	1.40	4001	0.18	4073	0.17	4541	1.05	LED's			
7447	0.48	74148	1.25	4002	0.15	4075	0.17	4543	1.50				
7448	0.56	74150	0.68	4006	0.85	4076	0.84	4549	3.92			0.25"	0.2"
7450	0.11	74151	0.48	4007	0.16	4077	0.21	4553	3.60	RED		6.85	0.09
7451	0.11	74153	0.48	4008	0.78	4078	0.18	4554	1.25	YELLOW		0.14	0.14
7452	0.23	74154	0.82	4009	0.40	4081	0.05	4555	0.75	GREEN		0.14	0.14
7453	0.11	74155	0.50	4010	0.40	4082	0.18	4556	0.76	Led clip		0.25	0.35
7454	0.11	74156	0.50	4011	0.15	4085	0.63	4557	3.25	TMS 4030 4096-BIT DYNAMIC RANDOM			
7460	0.11	74157	0.50	4012	0.15	4088	0.63	4558	1.25	ACCESS (2101A) MEMORY 22 PIN DIL			
7470	0.25	74158	0.68	4013	0.40	4089	1.35	4559	3.95			2.76	
7472	0.22	74159	1.90	4014	0.78	4093	0.60	4560	1.98	300ms max. access time, 470ns max. read			
7473	0.25	74160	0.60	1015	0.76	4094	1.68	4561	0.72	or write cycle time. TTL compatibility on all			
7474	0.25	74161	0.58	4016	0.40	4095	0.90	4562	5.50	inputs. No pull up resistors needed. Low			
7474	0.42	74162	0.62	4017	0.72	4096	0.90	4566	1.42	power dissipation, 350mW operating 0.5mW			
7475	0.30	74163	0.62	4018	0.75	4097	3.30	4568	2.50	standby. Single low capacitance clock.			
7476	0.25	74164	0.68	4019	0.42	4098	0.95	4569	1.60	Data sheet available			
7480	0.43	74165	0.68	4020	0.88	4099	1.40	4580	4.98	2.40 each 4-10% 8-20%			



# TUAC


TRANSISTOR UNIVERSAL AMPLIFICATION CO. LTD.  
PHONE 01-672 3137/672 9080  
MANUFACTURERS OF QUALITY AMPLIFICATION AND LIGHTING  
CONTROL SYSTEMS

PRICES INCLUDE VAT. P & P FREE

correct at 3.9.79

TO ORDER BY POST

Make cheques/P.O.s payable to TUAC LTD. or quote Access/Barclaycard No. and post to TUAC LTD. 121 Charlmont Road, London SW17 9AB. We accept phone numbers from Access/Barclaycard Holders. Phone 01-672 9080.




**NEW FROM TUAC**  
**ULTRA QUALITY HIGH POWER**  
**New D.C. Coupled Design**  
**AMPLIFIERS**

Featuring  
Electronic Short Open & Thermal Overload Protection.

Brief Spec.  
Input Sensitivity 0.775v. R.M.S. (O.D.B.) at 25 K Ohms  
Frequency Response 20 Hz-20 KHz  
Hum & Noise - 100 dB Relative full output

T.D. 500 300W into 2 Ohms	£47.95
220W into 4 Ohms	£31.95
140W into 8 Ohms	
Power supply P.S. 300	
T.D. 150 150W into 4 Ohms	£27.95
100W into 8 Ohms	£21.00
Power supply P.S. 150	
T.D. 150. 60 Version 60W into 8 Ohms	£21.00
40W into 15 Ohms.	£16.50
Power supply P.S. 60	

Note P.S. 300 will drive 2 T.D. 150 amplifiers



All output ratings are R.M.S. continuous sine wave output.

## AMPLIFIER MODULES



SPEC. INPUT  
SENSITIVITY 60 mv  
for full output  
Frequency response  
20 Hz-20 KHz  
HUM & NOISE - 70dB

TL30 5" x 5" x 2"	£15.00
• 35 watt 10 amp output transistors	
TL60 5" x 5" x 3"	£19.75
• 60 watt R.M.S. continuous sine wave output	
• 2 R.C.A. 110 watt 15 amp output transistors	
TL100 5" x 5" x 3"	£22.95
• 100 watt R.M.S. continuous sine wave output	
• 2 R.C.A. 150 watt 15 amp output transistors	
TP125 7" x 6 1/2" x 3"	£29.95
• 125 watt R.M.S. continuous sine wave output	
• 4 R.C.A. 150 watt 15 amp output transistors	


## 4 CHANNEL SOUND TO LIGHT SEQUENCE CHASER - 4LSM1

- Full wave control
- RCA 8A Triacs
- 1000W per channel
- Fully suppressed and fused
- Switched master control for sound operation from 1W to 125W
- Speed control for fixed rate sequence from 8 per minute to 50 per second
- Full logic integrated circuitry with optical isolation for amplifier protection

£22.95

Model 501 500W per channel as above without sound triggering

£14.95



## STEREO DISCO MIXER

With touch sensitive switching and auto fade

INPUTS: Four identical stereo inputs available with any equalisation. Two magnetic and two flat supplied as standard. High quality slider control on each channel. Volume, treble and bass controls for each pair of sliders. Sensitivity mag. 3mV(R.I.A.A. comp.) Flat 50mV at 1KHz. Bass controls - 18dB at 60Hz. Treble controls - 18dB at 15KHz.

OUTPUT: Up to 3 volts (-12dB) available. Attenuated output for TUAC Power Modules. Rotary master and balance controls. Band width 15Hz - 25KHz ± dB.

P.F.L.: Output 250mV into 8 ohms. Rotary volume control. Monitoring facility for all 4 channels. Selection via touch sensitive illuminated switches. Switched visual cue indicator.

Miscellaneous Facilities: Two illuminated deck on/off switches. Mains illuminated on/off switches. Auto fade illuminated on/off switch. Mains powered with integral screen and back cover. Complete with full instructions.

Size: 25in long x 6in high x 3in deep.

Mono Disco Mixer with autotape £55.50

£189.00


## 3 CHANNEL LIGHT MODULATOR SILMB

- RCA 8A Triacs
- 1000W per channel
- Each channel fully suppressed and fused
- Master control to operate from 1W to 125W
- Full wave control

£22.95



## POWER SUPPLIES



Vacuum varnish impregnated. Transformers with supply board incorporating pre-amp supply:

PS250 for supplying 2 TP125s	£31.95
PS200 for supplying to TL100s	£31.95
PS60/60 for supplying 2 TL60s	£31.95
PS125 ± 45 volts for TP125	£21.00
PS100 ± 43 volts for TL100	£19.50
PS60 ± 38 volts for TL60	£16.50
PS30 ± 25 volts for TL30	£12.75
PSU 2 for supplying disco mixer	£8.00

## STOCKISTS—CALLERS ONLY

A1 Music, 88, Oxford Street, Manchester (Tel 061-236 6340)  
Geo. Mathews, 85/87, Hurst St., Birmingham (Tel 021-622 1941)  
Soccodi, 9, The Friars (Tel. Canterbury 69948)  
Cookies Disco Centre, 125/128, West Street (Tel Crewe 4739)  
Garland Bros. Ltd., Deptford Broadway, London 01-692 4412  
Luton Disco Centre, 88, Wellington Street, Luton (Tel Luton 411733)  
Session Music, 163, Mitcham Road, Tooling (Tel 01-672 3413),  
Mon-Sat 10am to 6pm. Closed Wed.  
Electrocare Ltd., Four St., Exeter. Tel. 56687.  
Salcogen Ltd., 43 Borough Rd., Cleveland, Middlesbrough.  
(Tel. 242451).  
Menhouse Ltd., 82, St. Mary St., Southampton. (Tel 28028)  
Electra Centre, 58 Lancaster Road, Preston (Tel. Preston 58488)

TRADE & EXPORT ENQUIRIES 01-672 3137

## FRONT PANEL FOR LIGHTING EFFECT MODULES

(complete with switches, neons and knobs)  
as illustrated



For S1LMB £9.75  
Size 8" x 4 1/2"



4LSM1 £7.75  
Size 6 1/2" x 4 1/2"




FUZZ LIGHTS  
Red, Green, Blue,  
Amber. £25.95



S1LMB £10.00  
Combined with 3SDM1  
Size 9" x 4 1/2"

## ADD SEQUENCE CHASING + DIMMING EFFECTS FOR TUAC 3 CHANNEL LIGHT MODULATOR




- Speed Control 3 per min. to 10 per sec.
- Full logic integrated circuitry
- Dimmer control to each channel

3SDM1 £17.50

SUPPLIERS TO H.M. GOVT. DEPTS. MANUFACTURED AND ASSEMBLED IN GT. BRITAIN FULLY TESTED AND GUARANTEED  
SEND NOW FOR OUR FREE 28 PAGE ILLUSTRATED CATALOGUE. SEND STAMP PLEASE

# 'WINTON' 50+50 watts, of quite extraordinary amplifier.



Summer has gone, the tan has faded, and the chilly Autumn evenings are a sharp reminder that the long dark nights of Winter draw rapidly nearer, but don't view the prospect with dread, why not turn them to your advantage?

NOW is the time to unearth the soldering iron, and make a positive move towards the Hi-Fi upgrade you've been promising yourself for years.

Where better to start than with the WINTON?, the Amplifier par excellence that has been the success story of 1979, with a specification and performance that is totally unprecedented in this price range, (as well as several above it!) The great bonus of course, (beside keeping you out of the wife's way) is that you will have sufficient money left to pursue the upgrade even further, a new cartridge perhaps?, or a really good pair of speakers, and you are  $\frac{2}{3}$  of the way towards a system that can take on all comers, — and win.

You will find it an extremely interesting and absorbing project, we have known cases where a customer has not been seen in his local pub for nearly a week, thereby giving rise to some very ugly rumours, but as a start, act NOW, send us a 10p stamp and we'll send you a 'spec sheet that will make you sit quietly for a while reflecting upon how ordinary some Amp's really are, or get involved at once, send us your cheque for the Extraordinary Amplifier, Power MosFet's rule O.K.?

The Superlative WINTON is available for your convenience packed as follows:

- Pack (A) All Capacitors and Fixed Value Resistors, (inc. 7 Amp ripple Res. Caps.)
- Pack (B) Switch Bank, Switches, Potentiometers, Pre-Sets & all Knobs
- Pack (C) Printed Circuit Board (Tinned, Drilled, & Overlay Printed) & Pins
- Pack (D) Hardware Pack, consisting of precision formed & punched Chassis, Black Epoxy finish Heat Sinks, Teak Veneered Cabinet, all screws, wire, fuseholders, etc., and a super Brushed Silver Aluminium Fascia Panel.
- Pack (E) All Semiconductors, (including HITACHI POWER MOS-FETS)
- Pack (F) Special LOW HUM FIELD Toroidal Transformer

£21.93  
£13.57  
£8.28

£40.25  
£31.21  
£17.61  
£130.00

**COMPLETE KIT**, of all parts necessary to build the P.W. WINTON


Order with complete confidence (C.W.O. only please) from:

**T. & T. ELECTRONICS**  
Green Hayes, Surlingham Lane,  
Rockland St. Mary, Norwich, NR14 7HH.


Please Allow 28 Days For Delivery.

ALL PRICES INCLUSIVE OF V.A.T. & CARRIAGE

## What's new from Heathkit?



IM 2212—Auto Ranging DMM



IO 4105—Single Beam 5 MHz Oscilloscope



IM 5217—Portable Multimeter

### Plus

- \* GD 1290—VLF Metal Locator
- \* HX 1681—CW Transmitter
- \* IR 5201—XY Recorder
- \* CI 1525—Car Temperature Indicator

These brand new self-assembly kits are designed to the highest specification. The step-by-step instructions make them easy to build at your leisure in your own home.

And first class quality makes them excellent value for money.

Details of the full Heathkit range are available in the Heathkit catalogue. Send for your copy now.



IM 2215—  
Hand-held DMM

To: Heath (Gloucester) Limited, Dept. (PW1179), Bristol Road,  
Gloucester, GL2 6EE.  
Please send a copy of the Heathkit catalogue. I enclose 20p in stamps.

Name \_\_\_\_\_

Address \_\_\_\_\_

N.B. If you are already on the Heathkit mailing list you will automatically receive a copy of the latest Heathkit catalogue without having to use this coupon.

When you receive your catalogue you will get details of this free offer.

Soldering  
Iron offer  
**FREE**



There are Heathkit Electronics Centres at 233 Tottenham Court Road, London (01-636 7349) and at Bristol Road, Gloucester (0452 29451).

# HEATHKIT



MON-SAT  
9.30-6.00  
Continuous

# C.T. ELECTRONICS (ACTON) LTD.

Registered in England 1179820

267 & 270 ACTON LANE, LONDON W4 5DG 01-994-6275

## COMPREHENSIVE C.T. CATALOGUE

ready soon  
lists vast range  
of items  
regularly stocked

★ ★ ★

Free to callers  
or send large SAE

## CONNECTORS

### Cable connectors:

5A 8 way barrier strips	16p
10A 6 way barrier strips	24p
10A 10 way barrier strips	40p
10A 12 way barrier strips	48p
2A 12 way choc strip	25p
5A 12 way choc strip	30p
12 way bakelite choc	25p

### Multway connectors:

Cannon D series	
15 way used pari m/f	125p
25 way new pair m/f	295p
37 way used pair m/f	275p
Blue Max 25 way ribbon cable connectors, gold	300p

### RF connectors:

BNC plugs 50R	50p
BNC sockets (round)	40p
S0259 sockets	45p
PET100 plugs	50p
N series connectors, from	75p

### Edge connectors:

0-1 inch:-	
24 way s/s	70p
78 way s/s	150p
2 x 40 way d/s	200p
0-15 inch:-	
15 way s/s	60p
18 way s/s	75p
32 way s/s	150p
Add: all usual DIN, jack and audio connectors always in stock, best prices.	

## SWITCHES

a) Banks, switch banks our speciality, sample from range:	
4 x 2PCO	40p
5 x 2PCO with 2 x 4PCO	80p
6 x 4PCO	70p
b) Licon illuminated	
10 amp 250v contacts, choice of 5 color lenses	150p
2PCO latching	150p
2PCO momentary	60p
Plain indicators	
c) Other types	
SPST illum. rockers only	25p
V3 style microswitches	40p
BP1000 lever switches 4 and 8PCO latch or mom	60p
8PCO 10 amp keyswitches	300p

Many varieties of rotary switches in stock e.g:	
3 pole 4 way	50p
4 pole 3 way	50p
1 pole 9 way	40p
2 pole 11 way Elma	75p
Large range of miniature toggle switches at very reasonable prices, also sliders, push button, rockers, microswitches, etc. etc. etc.	

Relays	
12 volt 2PCO continental	85p
12 volt 4PCO continental	100p
240 volt 2PCO octal	200p
240 volt 3PCO 11 pin	200p
Bases continental	
octal	20p
11 pin	35p
	50p

## SEMICONDUCTORS

### Diodes

1N4002/3	8p
1N4004	8p
1N4006/7	9p
1N5404	16p
1N914/4148	6p
BY127	14p
BY182	120p
1TT2002	10p
400mW Zeners	10p
1/1-5W Zeners	16p

Always a selection of 50/100 amp devices in stock cheap.

### Transistors

	2N	40p	Integrated Circuits
ACT28	30p	2N7201	30p
AF124	70p	2N1132	30p
AD149	125p	2N1711	26p
BC107	12p	2N1893	29p
BC109	11p	2N2220	18p
BC143	24p	2N2711	25p
BC182/L	11p	2N2906	21p
BC12/L	11p	2N2907	21p
BC547	11p	2N2926G	15p
BF115	26p	2N3053	30p
BF200	46p	2N3054	30p
BF259	26p	2N3055	70p
BF337	26p	2N3704	11p
BFR39	24p	2N3773	180p
BFY61	24p	2N3792	160p
TIP31C	49p	2N4903	225p
TIP32C	53p	2N5320	50p
TIP41C	88p	2N5555	60p
TIP42C	90p	2N6109	40p
ZTX109	14p	40408	80p
ZTX300	15p	40636	120p
ZTX500	16p		

Large range of obsolete germanium transistors still in stock (OC series etc) at best prices.

### FETS

2N3819-26p	2N3821-50p	2N5245-35p	3N141-95p
3N201-115p	MEF103-42p	MEF104-42p	BF244C-40p
40673-80p	40822-60p		

### UNIUNJUNCTIONS

2N2646-50p	TIS43-40p	UT46-12p
------------	-----------	----------

### PUTS

BR101-40p	BRY39-50p
-----------	-----------

### THYRISTORS

C106B (200V 4A)-40p	SC142D (400V 8A)-80p	10A 400V Stud-115p
---------------------	----------------------	--------------------

### TRIACS

Plastic 6A 400V-70p	plastic 8A 400V-80p
---------------------	---------------------

## RESISTORS

Carbon Film, E12 range 1/4 watt 2p each.	
Metal Oxides: We specialise in metal oxide resistors. Standard E24 range carried in 5,2 and 1% tolerances. Retail price for TR5's 4p each. Quantities, we offer the best deal TR4,5,6 and 8,100s and 1000s off well below manufacturers prices.	
Wirewounds, vitreous enamelled, 2 1/2, 5 and 10W. 0.1R to 50K. Prices from 7p each.	
Pots, standard Midget carbon	30p
Switched	50p
Double Ganged Log or lin, values	
250R to 2 megs	65p
Wirewound Pots by Colvern	
1 1/2 watt	40p
3 watt	60p
5 watt	80p
10 turn precision pots from 100R to 10K	150p
Carbon Presets Open or enclosed horizontal or vertical PT10 or PT15 all 10p each.	
Trim pots by Bourns, MEC, etc. 3/4 or 1 1/2 inch 10R to 500K 50p each.	
Plessey MPD moulded track presets PCB mounting 15p each.	
Skeleton Cermet presets most values 15p each.	
TV convergence pots 20p each.	

## CAPACITORS

Electrolytics. Full range carried axial/radial/can from 0-33 to 47000uF, most voltages.	
High Voltage Smoothing	
8 plus 8uF 500V	40p
32 plus 16uF 350V	50p
32 plus 32uF 450V	55p
32 plus 32uF 450V	55p
400uF 350V	125p
600uF 300V	125p
Computer Grade High Ripple Mullard 2200uF 100V	100p
Gould 4700uF 75v	120p
Many ex-equip high values in stock excellent prices.	

## VEROBOARD

0-1 inch copper	
2 1/2 x 3-75	53p
2 1/2 x 5	62p
3-75 x 3-75	62p
3-75 x 5	69p
17 x 2 1/2	186p
17 x 3-75	240p
0-1 inch plain	
2 1/2 x 3-75	38p
3-75 x 5	59p
3-75 x 17	157p
0-15 inch copper	
2 1/2 x 3-5	47p
2 1/2 x 5	56p
3-75 x 5	78p
3-75 x 17	208p
VQ dip board	117p
Veropins for 0-1 or 0-15	38p/100

## BOXES

ALUMINIUM (Ins)	L	W	H	Each
AB7	5 1/2	2 1/2	1 1/2	.70
AB8	4	4	1 1/2	.70
AB9	4	2 1/2	1 1/2	.70
AB10	4	5 1/2	1 1/2	.70
AB11	4	2 1/2	2	.85
AB12	3	2	1	.70
AB13	6	4	2	1.00
AB14	7	5	2	1.20
AB15	8	6	3	1.55
AB16	10	7	3	1.75
AB17	10	4 1/2	3	1.45
AB18	12	5	3	1.75
AB19	12	8	3	2.40
BLUE REXINE COVERED				
RB1	6 1/2	4 1/2	2 1/2	1.45
RB2	8	5	3	1.70
RB3	9	5	3 1/2	1.80
RB4	11	6	4	2.40
RB5	11	7 1/2	4 1/2	2.70

## TRANSFORMERS

6-0-6 250mA	1.10
12 volts 1 amp	2.20
0-15, 0-15, 400mA	1.10
10, 10, 11V 3A	3.25
17V 300mA	1.50
18V 2A	2.80
20V 400mA	1.80
20V 2A	2.50
20-0-20 750mA	2.25
25V 2A	2.75

## SPECIAL PURCHASES

Crouzet Motors, speeds from 2RPM to 10RPM 240 volt AC operation 1.50  
Cam Timers, 12 individually adjustable 10 Amp contact rating, 2RPM. Fitted with removable Crouzet Motor. Our Price £4.  
Wire ended neons only 6p each, or £3 per hundred.  
Vero 19" racks, 5U size £10, 3U size £6.  
3U size card extenders 50p each.  
240V Boxer Fans (4 1/2") ex equip £5 each.  
117V Centaur Fans (4 1/2") ex equip £4 each.  
Lambda LXS05 5V 4 Amp PSU's. With Manual £15 each.  
Farnell 735C. PSU's 5V 3 Amp, 15V 2A, 30V, 2A - £12 each.

All prices NET - Add VAT at 15%

MAIL ORDER minimum goods £5.00 + postage & add VAT on total

Prices may be revised without notice - Please phone for confirmation, stocks & postage.

ENGINEERS

**FREE**

YOURSELF FOR A

## BETTER JOB WITH MORE PAY!

Do you want promotion, a better job, higher pay? "New opportunities" shows you how to get them through a low-cost, Home Study Course. There are no books to buy and you can pay as you learn.

This easy to follow GUIDE TO SUCCESS should be read by every ambitious engineer. Send for this helpful 44-page free book NOW! No obligation, nobody will call on you. It could be the best thing you ever did.



### CHOOSE A BRAND NEW FUTURE HERE



Tick or state subject of interest.

Post to address below.

#### ELECTRICAL & ELECTRONICS

Practical Radio & Electronics (with KIT) ☐

Electronic Engineering Certificate ☐

General Elect. Eng. Certificate ☐

C. & G. Elect. Installations ☐

Elect. Install. & Work ☐

C. & G. Elect. Technicians ☐

#### RADIO & TELECOM-MUNICATIONS

Colour TV Servicing ☐

C. & G. Telecoms. Technician's Cert. ☐

C. & G. Radio, TV & Electronics Mech. Cert. ☐

Radio & TV Engineering Course ☐

Radio, Servicing & Repairs ☐

Radio Amateur's Exam. ☐

#### AUTO & AERO

Motor Mechanics ☐

C. & G. Motor V. Mechanics ☐

General Auto Engineering ☐

A.M.I.M.I. ☐

Air Registration Board Certs. ☐

M.A.A./I.M.I. Dip. ☐

#### CONSTRUC-TIONAL

Heating, Ventilating & Air Conditioning ☐

Architectural Draughtsmanship & Design ☐

L.I.O.B. ☐

Carpentry & Joinery ☐

Plumbing Technology ☐

General Building ☐

Painting & Decorating ☐

#### MECHANICAL

A.M.S.E. (Mech.) ☐

General Mech. Eng. ☐

Inst. Engineers & Technicians ☐

Maintenance Engineering ☐

Welding ☐

#### MANAGEMENT & PRODUCTION

Computer Programming ☐

Inst. of Cost & Managements Accts. ☐

#### DRAUGHTS-MANSHIP & DESIGN

General Draughtsmanship ☐

A.M.I.E.D. ☐

Electrical Draughtsmanship ☐



**G.C.E.**

—58 'O' & 'A' Level Subjects  
—over 10,000 Group Passes!

## Aldermaston College

Dept. TPW 24, Reading RG7 4PF

also at our London Advisory Office, 4 Fore Street Avenue, London EC2Y 9DT. Tel. 628 2721.

NAME (Block Capitals) .....

ADDRESS .....

..... Postcode.....

Other subjects of interest..... Age.....

Accredited by C.A.C.C. Member of A.B.C.C.

HOME OF BRITISH INSTITUTE OF ENGINEERING TECHNOLOGY

AUDIO TEST SET services pattern bench test comprises in one case Audio Osc 17c/s to 170Kc in 4 ranges direct calibration, O/P var up to 10v into 25 to 600 ohm, Valve Voltmeter 100Mill/V to 100v in 5 ranges freq response to 170Kc this can be used to read O/P from osc or ext I/P. Distortion Meter with amp & tuned filter cont var 20c/s to 20Kc with direct cal as 3 ranges of dist 10, 30 & 100% FSD read on VTVM meter. Contained in metal case size 14x17x21" for use on 200/250v mains with connecting leads in new condition £65.

RECEIVER UNIT. small high performance receiver uses 7 min. plug-in valves covers 2.5 to 20Mc/s in 3 bands as RF stage, B.F.O. volt stab, provides O/P for high res or crystal earphones, direct freq cal with geared drive, size 5 x 3 3/4 x 3 1/2" these req ext supplies of 150v 40Ma DC & 6.3v AC 2a. Supplied tested with circ, no ext case. £35.00

SELECTIVE CALLING UNITS contain telephone dial small 500Ua meter, low volt stab power unit, 9 circ brds, lamps, relays, swts etc thought to generate dialling tones that can be selected on front panel, 200/250v I/P transis units new cond £18.

MAINS TRANS pria 200/250v sec 340-250-0-250-340v at 210Ma plus 6.5 at 5 amps twice & 5v ct at 5 amps size 5x5x6" we have tested these a 700v DC at 250Ma using full sec with no L.T. load, will also give 17.6v at 5 amps new boxed £8.50.

RADIO MIKES. for use with FM radios can be set to any freq 85/95Mc/s as int cond mike range about 50 mts in open uses two pen cell not supplied, hand held unit with short flex. As new made in Japan. £8.50.

INDICATOR UNIT with 3" CRT type 3WP1 (more modern than 3BP1) plus 13 miniature valves in case size 10x8x21" contains 400c P.U. with circ £25.

PANEL METERS mixed mostly 2 & 3" dia types 4 different for £4.

TRANSMITTER ASS. Small low power 15/25w 2.5 to 20Mc/s Tx unit crystal controlled sold for breakdown contains 2x 175Pf Tun cond, miniature 500Ua meter, morse key, coils, swts, RF chokes, knobs etc. Supplied less valves, contains most parts for Rx or Lp Tx ATU with circ. £8.50.

TRANSIS INVERTOR 12v DC I/P O/Ps 425v DC at 120Ma or 180v DV Ma also 6.3v DC at 2.5 amps in case size 5 1/2 x 4 x 3" tested with circ. £10.50.

MAINS TRANS Pria 200/250v sec 225-135-0-135-225 at 70Ma 6.3 2a & 6.3 700Ma. £4 matching choke £1.50 also C core trans sec 250v 60Ma & 6.3v 3 amps £3.

MOTOR for use on 115v AC rated 1/18th HP int at 5000 RPM brush type size 5" by 2 1/4" dia with pinion 3/8th by 1/4" fitted governor reqs ext 220 ohm 25 watt res & .luf cond, new American spares okay for PCB Drills. £6.50.

VARIABLE STABILISED P.U. Solartron bench type 200/250v I/P O/P var from 0 to 500v DC at up to 150Ma floating O/P also 6.3v 5a fitted Volt/Ma meter overload protection on 19" panel size 9" high 13 1/2" deep no ext case £35. We have a few table cases intended to take two of these units at £12.

GRID DIP OSC. American Services pattern PRM-10 covers 2 to 400Mc/s cont uses set of 7 plug in coils with direct calibration as 4 functions Grid Dip, Osc Det, Absorbion W.M. & Sig Gen for use om 115v 50c/s 25 watts, the head unit with indicating meter can be removed from carrying case which contains P.U. and function selector swts, the head unit measures 7x4x3 exc coil, meter 100 Ua .5 valves inc rect. All contained in carrying case size 11x9x5" with circ. £55 new cond or £45 good S/Hand cond.

HELIPOTS & DIALS standard 10 tr dial to fit 3/8th bush £1.50 or with 100K helipot £2.

ROTARY SWTS larger inst type 2p 23w & 8p 12w both £1.60 U.H.F. TV tuner transis manual tuned type new with circ £2.50.

HEADPHONE LEAD ext cord type with stereo jack 1/4" approx 30" ext new £1.

DIODES Sil pwr diodes stud type rated 10 amps ea 100 PIV 4 for £1.60 1000 PIV 4 for £2.50 new unused.

CRYSTALS 10X & 10XJ types two pin in range 5 to 7.5Mc/s 20 mixed for £2.20.


Above prices include Carr & Vat goods ex equipment unless stated new, SAE for list 22/1 or enquiry.

**A. H. SUPPLIES.**

122, Handsworth Rd. SHEFFIELD. S9 4AE.

Telephone 444278 (0742).

# Vega are long on Short Wave Value



Vega value is convincingly demonstrated in the superb short-wave coverage of the 206, Spidola and Selena models: no less than *six* short-wave bands on the 206 and Spidola, five (including "trawler" bands) on the Selena. Engineered in the USSR to the highest electronic standards, these powerful portables – and the other models in the range – give you top performance (for complete "home" listening too) and reliable service at competitive prices.

#### Vega Selena 210/2 MB

Superhet portable receiving VHF/FM, long, medium and 5 short-wave bands: 19.85-19.4m (15.1-15.45mHz); 25.8-24.8m (11.7-12.1mHz); 31.6-30.7m (9.5-9.77mHz); 50.4-41.0m (5.95-7.3mHz); (marine) 186.9-76.0m (1.605-3.95mHz). Intermediate frequency: 465kHz. Rated Output: 500mW (max. 750mW) 31 semi-conductor circuitry. Independent bass and treble tone controls. Automatic frequency control. Built-in mains convertor. Sockets for: line aerial, earth, tape-recorder, earphone or extension speaker. Inbuilt ferrite rod aerial for long and med waves. 8-section telescopic swivelling antenna for VHF/FM and short waves. Battery condition/tuning meter.

Weight: 4.08kg (9lb) without batteries. **Price: £39.34 inc VAT.**

**Vega 206** Superhet portable receiving long and medium waves plus 6 short-wave bands: 150-60m (2-5mHz); 60-40m (5-7.5mHz); 32.35-24.8m (9.3-12.1mHz); 19.85-19.4m (15.1-15.45mHz); 16.95-16.75m (17.7-17.9mHz); 14-13.8m (21.45-21.75mHz). Intermediate frequency: 465kHz. Rated Output: 150mW. Circuitry comprises 12 semi-conductors including voltage stabilising diode, plus turret waveband selector, treble control, inbuilt ferrite rod aerial for med and long waves, 7-section telescopic antenna for short waves. Sockets for: line aerial, 9v DC external power source, tape-recorder, earphone or extension loudspeaker. Dimensions: 229x297x105mm. Weight: 2.7kg (6lb) without batteries. **Price: £24.15 inc VAT.**

#### Vega Spidola 250 Superhet portable receiving VHF/FM,

long, medium and 6 short-wave bands: 150-60m (2.0-5.0mHz); 60-40.5m (5.0-7.4mHz); 31.6-30.7m (9.5-9.78mHz); 25.7-24.8m (11.7-12.1mHz);

19.85-16.75m (15.1-17.9mHz); 14-13.8m (21.45-21.75mHz)


Intermediate frequency: 465kHz. Rated Output: 800mW. Circuitry includes 23 semi-conductors, independent bass and treble tone controls, automatic frequency control. Battery condition/tuning meter. Inbuilt ferrite rod aerial for long and medium waves. 8-section telescopic swivelling antenna for VHF/FM and short waves. Sockets for: line aerial, 9v DC external power source, tape recorder, earphone or extension speaker. Dimensions: 250x365x105mm. Weight: 3.4kg (7.5lb) without batteries. **Price: £34.79 inc VAT.**

**Note: prices shown are rec retail. You may find lower prices locally.**

*See these and the other fine Vega radios right away.  
Ask us to send you the Vega Radios colour brochure.*



Imported, Distributed and Guaranteed by Technical & Optical Equipment (London) Ltd., (Dept. PR2) Zenith House, The Hyde, Edgware Road, London, NW9 6EE. Tel: 01-200 6505



# VEGA

## programmed for value



# TOTAL AMPLIFICATION FROM CRIMSON ELEKTRIK

— WE NOW OFFER THE WIDEST RANGE OF SOUND PRODUCTS —

## STEREO PRE-AMPLIFIER POWER AMPLIFIER



MC 1



CPR 1

### CPR 1—THE ADVANCED PRE-AMPLIFIER

The best pre-amplifier in the U.K. The superiority of the CPR 1 is probably in the disc stage. The overload margin is a superb 40dB, this together with the high slewing rate ensures clean top, even with high output cartridges tracking heavily modulated records. Common-mode distortion is eliminated by an unusual design. R.I.A.A. is accurate to 1dB; signal to noise ratio is 70dB relative to 3.5mV; distortion < 0.005% at 30dB overload 20kHz. Following this stage is the flat gain/balance stage to bring tape, tuner, etc. up to power amp. signal levels. Signal to noise ratio 85dB; slew-rate 3V/μs; T.H.D. 20Hz–20kHz < 0.08% at any level, F.E.T. muting. No controls are fitted. There is no provision for tone controls. CPR 1 size is 138 × 80 × 20mm. Supply to be ± 15 volts.

### MC 1—PRE-AMPLIFIER

Suitable for nearly all moving-coil cartridges. Send for details.

### X02 : X03 — ACTIVE CROSSOVERS

X02 — two way, X03 — three way. Slope 24dB/octave. Crossover points set to order within 10%.

### REG 1—POWER SUPPLY

The regulator module, REG 1 provides 15.0–15v to power the CPR 1 and MC 1. It can be used with any of our power amp supplies or our small transformer TR 6. The power amp kit will accommodate it.

### POWER AMPLIFIERS

It would be pointless to list in so small a space the number of recording studios, educational and government establishments, etc. who have been using CRIMSON amps satisfactorily for quite some time. We have a reputation for the highest quality at the lowest prices. The power amp is available in five types; they all have the same specification: T.H.D. typically .01% any power 1kHz 8 ohms; T.I.D. insignificant; slew rate limit 25V/μs; signal to noise ratio 100dB; frequency response 10Hz–35kHz; —3dB; stability unconditional; protection—drives any load safely; sensitivity 775mV (250mV or 100mV on request); size 120 × 80 × 25mm.

## POWER SUPPLIES

We produce suitable power supplies which use our superb TOROIDAL transformers only 50mm high with a 120–240 primary and single bolt fixing (includes capacitors/bridge rectifier).

## PRE-AMPLIFIER KIT

This includes all metalwork, pots, knobs etc. to make a complete pre-amp with the CPR 1 (S) module and the MC 1 (S) if required.



### ACTIVE CROSSOVERS

X02 ..... £15.16 X03 ..... £23.58

### POWER AMPLIFIER MODULES

CE 608 60W/8 ohms 35–0–35v £19.52

CE 1004 100W/4 ohms 35–0–35v £23.02

CE 1008 100W/8 ohms 45–0–45v £25.96

CE 1704 170W/4 ohms 45–0–45v £31.00

CE 1708 170W/8 ohms 60–0–60v £33.97

### TOROIDAL POWER SUPPLIES

CPS1 for 2 × CE 608 or 1 × CE 1004 £16.56

CPS2 for 2 × CE 1004 or 2/4 × CE 608 £18.80

CPS3 for 2 × CE 1008 or 1 × CE 1704 £19.75

CPS4 for 1 × CE 1008 £17.12

CPS5 for 1 × CE 1708 £24.15

CPS6 for 2 × CE 1704 or 2 × CE 1708 £25.53

### HEATSINKS

Light duty, 50mm, 2°C/W ..... £1.44

Medium power, 100mm, 1–4°C/W ..... £2.35

Disco/group, 150mm, 1–1°C/W ..... £3.04

Fan, 80mm, state 120 or 240v ..... £19.70

Fan mounted on two drilled 100mm heatsinks, 2 × 4°C/W, 65°C max. with two 170W modules ..... £31.05

THERMAL CUT-OUT, 70°C ..... £1.54

### PRE-AMP KIT

£38.07

### POWER AMP KIT

£35.03

### PRE-AMPS:

These are available in two versions—one uses standard components, and the other (the S) uses MO resistors where necessary and tantalum capacitors.

CPR1 ..... £31.65

CPRIS ..... £40.87

MCI ..... £21.28

MCIS ..... £33.17

### POWER SUPPLY

REG1 ..... £6.90

TR6 ..... £1.97

### BRIDGE DRIVER, BDI

Obtain up to 340W using 2 × 170W amps and this module BDI £5.75

## CRIMSON ELEKTRIK

1A STAMFORD STREET,

LEICESTER. LE1 6NL

Tel: (0533) 553508

U.K.—please allow up to 21 days for delivery.

All prices shown are UK only and include VAT and post. COD 90p extra, £100 limit. Export is no problem, please write for specific quote. Send large SAE or 3 International Reply Coupons for detailed information.

Distributors:—

BADGER SOUND SERVICES LTD.

46 WOOD STREET,

LYTHAM ST. ANNES,

LANCS FY8 1QG.

"MINIC TELEPRODUKTER


BOX 12035: S-750 12

UPPSALA 12, SWEDEN"

# Electronics Make a job~or hobby~of it.....

The opportunities in electronics, today, and for the future are limitless - throughout the world - jobs for qualified people are available everywhere at very high salaries. Running your own business, also, in electronics - especially for the servicing of radio, T.V. and all associated equipment - can make for a varied, interesting and highly remunerative career. There will never be enough specialists to cope with the ever increasing amount of electronic equipment coming on the world market.

We give modern training courses in all fields of electronics - practical D.I.Y. courses - courses for City and Guild exams, the Radio Amateur Licence and also training for the new Computer Technology. We specialise only in electronics and have over 40 years of experience in the subject. - Details sent without any obligation from . . .



Brochure without obligation to.

## British National Radio & Electronic School

P.O. Box 156, Jersey, Channel Islands

NAME \_\_\_\_\_

ADDRESS \_\_\_\_\_

WB1179

Block caps please

# Top value test equipment from TANDY

## LCD DIGITAL MULTIMETER.

Low-cost hand held digital multimeter with a full 3½ digit LCD display. 0.5% basic accuracy, auto polarity operation. 10 Mohm DC input impedance. Reading to ± 1999.




**Scales:**  
DC volts:  
1mV to 1000V  
(1% ± 1 digit accurate).  
AC volts:  
1mV to 500V  
(1% ± 2 digits accurate).  
DC current:  
1µA to 200mA  
(1% ± 1 digit accurate).  
Resistance:  
10Ω to 20 MΩms  
(1.5% ± 1 digit accurate).  
Power source:  
9V battery or AC adaptor.  
Size:  
155 x 75 x 30 mm.  
22-198

PRICE  
**53.19**

## LOW-COST LCD MULTIMETER

A portable, compact sized multimeter with a full 3½ digit LCD display. Auto polarity operation, low battery indicator. 10 MOhm Input impedance.

**Scales:**  
DC volts:  
2-20-200-1000V.  
AC volts:  
200-500V.  
DC current:  
2-20-200mA.  
Resistance:  
2-20-200-  
2000 KOHM.  
Power source:  
9V battery or AC adaptor.  
Size:  
37 x 85 x 130 mm.  
22-197



PRICE  
**39.93**

PRICE  
**137.36**


## COMPONENTS AND PARTS

CAT. No.	DESCRIPTION	PRICE
276-032	LED	4 for 69p
276-033	LED	2 for 48p
276-034	LED	2 for 59p
276-142	Infra-Red Emitter Detector Pair	£1.37
277-1003	12V DC Automotive Digital Clock Module	£17.52
276-9110	6 pin edge connector for 277-1003	40p
276-1373	Power Transistor Mounting Hardware	50p
276-1363	TO-220 Heat Sink	60p
276-1364	TO-3 Heat Sink	81p

## AC/DC 8 MHz OSCILLOSCOPE

A new approved 8MHz version of last years' winner! The advance design features of this oscilloscope make it an absolute essential for industrial uses on production lines, in laboratories and schools. Ideal for radio and TV servicing, audio testing, etc.

**Specifications:**  
Horizontal axis: Deflection sensitivity better than 250mV/DIV. Vertical axis: Deflection sensitivity better than 10mV/DIV (1DIV-6mm). Bandwidth: 0.8MHz. Input impedance: 1MOhm parallel capacitance 35pF. Time base: Sweep range: 10Hz-100kHz (4 ranges). Synchronization: Internal (-) Size: 200 x 155 x 300 mm. Supply: 220/240/50Hz. 22-9501.



You save because we design, manufacture, sell and service. Tandy have over 7,000 stores and dealerships worldwide. Over 2,500 products are made

specifically for or by Tandy at 16 factories around the world. The quality of our products has been achieved by over 60 years of continuous technological advancement.

KNOWN AS RADIO SHACK IN THE U.S.A. MAKERS OF THE WORLD'S BIGGEST SELLING MICROCOMPUTER TRS80.

# TANDY

The largest electronics retailer in the world.

Offers subject to availability. Instant credit available in most cases.

OVER 170 STORES AND DEALERSHIPS NATIONWIDE.



## TANDY DEALER

Most items also available at Tandy Dealers. Look for this sign in your area.



Access, Barclaycard and Trustcard welcome.

# CHORDGATE LTD. SWINDON

## SILICON TRANSISTORS FULL SPEC.

TIP31B 25p comp. TIP32B 25p, 5 pairs £2.00 or 10 either type £2.00. BFY51 15p 10 for £1.20. 2N3707 gen. pur. NPN 10 for 50p. 2N5293 NPN 75V 4A TAB collector 20p 10 for £1.75. TIP34A PNP 60V 10A 40p 10 for £3.1N914 25p 10 for 60p. BD525 30p comp. BD526 30p useful up to 50MHz. 5 pairs £2.50 10 either type £2.50.

Fairchild FND10 7 seg. displays 0-15" red common cathode 60p.

Pye dynamics thick film 1MHz clocking oscillator, 5 volt supply, drives 1 TTL loads 60p.

368.640KHz XTAL PCB MTG HCU + 2<sup>10</sup> = 360Hz 75p.

444.8KHz XTAL wire end £1.95.

Beehive trimmer 3-30PF 10 for 50p.

1.5-2.5PF min trimmer 5mm x 5mm HOR MTG 12p 10 for £1.

Stettner 3-15PF CER trimmer 10mm dia. vert. MTG 15p 10 for £1.20.

Denco transistor IFTs interstage 1FT13 60p. Det. output 60p 470KHz.

10 MFD 6-3V tantalum caps bead type 7p. 10 for 60p.

As above 10 MFD 16V 8p. 10 for 70p.

1 MFD 15V tantalum min caps 4mm x 1.5mm 8p. 10 for 70p.

As above 2-2 MFD 5mm x 1.5mm 8p. 10 for 70p.

Colvern 1 watt wire wound pots 25R, 100R, 1K, 2K, 2.5K, 10K, 30K, 40p. 10 for £3. State value.

Electrolytic caps single end tag. 680 MFD 63V 60p. 4700 MFD 16V 60p. 6800 MFD 10V 60p. 15000 MFD 10V 60p. Screw terminal 4700 MFD 40V 60p.

6F10 stud rect. 100V P.I.V. 6A 25p. 4 for 80p.

LA4245 mullard core 15p.

Mullard pot cores. All supplied with data sheet. LA1 50p. LA2 60p. LA4 70p. LA7 80p.

**Waveform generator kit.** PCB and all components to build 20Hz-20KHz generator with sine square and triangle outputs. 10-30V supply, complete with data sheet £9.95.

For all above supplies add 35p post and packing. Orders over £4.00 post and packing inclusive.

Printed circuits detailed below add 35p post and packing 1-3 boards. Larger quantities post and packing inclusive.

PCB contains 2 IP 10W wafer switches. 2 x 7440 I/C 2 x 74141 I/C. Various logic I/Cs 1N4148s and over 50 components 70p.

PCB with GEC G424 triac control I/C. 2 SGS transistors. Three 9 watt WW resistors and 12 other components supplied now with G424 data and application sheet £1.00.

PCB with 4 x 0-1 MFD 1000V caps 2 pre-sets, 1 bridge rect., 4 1N400T, 9 resistors 70p.

PCB with 2 x 741. 2N4921 and over 40 other components and multivibrator 20K pot 70p.

PCB with 8 x BC107 8 x BCY70 4 pre-set pots and over 70 other components 80p.

PCB with 4 BD253A or 2N5838 (500V VCB 6A HFE 15) 5 wire wounds. Zeners diodes and 2 wound pot cores £1.00.

PCB with LM309 5 volt reg. 7 reed relays 45 logic I/Cs 8 voltage comparators 2 x MJ410 200V NPN. 2 x 7490, 2 x 7442 SCRs, 4 multivibrator pots. Total of over 200 items £1.75.

Parcel of 1 each of above 7 PCBs £5.95. Post and packing inclusive.

Audio amp PCB with 2 x BFY50 1 BFX29 and output pair of 2N5293. 2N5293 is rated at 36W when heat-sink mounted £1.75 or 2 for £3.00. Post and packing inclusive.

**Special bargain** 10 Kilo inclusive of packing parcel of PCBs, resistors, capacitors, etc. etc. and items not listed above £5.50.

**Avo in circuit transistor tester** type TT169 complete in case with instructions for testing transistors diodes and SCRs £17.50. Excellent condition fully tested.

(Dept B.) 194 A DROVE ROAD, SWINDON, WILTS.

ALL OUR PRICES INCLUDE VAT



## add a new dimension to your stereo enjoyment



**FF1**  
STEREO SPEAKER WALL MOUNTING KIT

- Vibration proof
- Swivel adjustment



**FF2** STEREO SPEAKER FLOOR STANDS

- Unique speaker tilt device
- Adjustable height



**FF3**  
ADJUSTABLE STEREO SPEAKER TROLLEYS

- Easy manoeuvrability
- Easy to fit and install

FF1..... £6.89  
FF2..... £18.99  
FF3..... £19.99

*These are recommended retail prices and include VAT at 15%*

**FIDELITY FASTENINGS LTD.**  
The Ridgeway, Iwer  
Bucks SL0 9HW  
Tel: Iwer 107531 854222

## SUPER SPOT DISCO SYSTEM 2

- ★ Fully enclosed drive unit ★ 8A triacs ★ Fused ★ Suppressed
- ★ Expandable using slave units connected via 9 way socket
- ★ Stand takes 16 Spots ★ Regd. Design
- ★ 450 watt/channel ★ Sequence, auto or audio drive
- ★ Fully adjustable ★ Fully isolated audio input and output sockets ★



	Built & tested	Kit	Slave	Slave kit
3 Ch. 3 Spots	£64.95	£48.95	£39.95	£37.95
3 Ch. 6 Spots	£78.95	£63.95	£59.95	£56.95
4 Ch. 4 Spots	£75.95	£59.95	£54.95	£41.95
4 Ch. 8 Spots	£89.95	£75.95	£67.95	£62.95
4 Ch. 16 Spots	£117.95	£102.95	£95.95	£90.95

Price includes: Spot stand, Swivel spot holders, Coloured spot lamps, Sequence drive or slave unit, Fitting kit for ceiling hung & surface or wall mounting V.A.T. Post & Packing and Guarantee.

**NOBLE ELECTRONICS (PW)**  
26 Lloyd Street, Altrincham, Cheshire WA14 2DE.  
Tel: 081-941 4510

Trade enquiries welcome

## BURGLAR ALARMS

WE HAVE STOCKS OF EVERYTHING YOU NEED.  
CALLERS WELCOME. OPEN 6 DAYS  
EXPRESS POSTAL SERVICE FREE CATALOGUE SEND S.A.E.

### MAXIGUARD MK 4 ULTRASONIC DETECTOR

12V D.C. c/o relay output  
Covers approx. 24 ft. Adjustable sensitivity

SPECIAL OFFER ONLY

**£38.00**

including VAT & Postage



**A. D. E. (SECURITY) CO.,**  
217 WARBRECK MOOR  
AINTREE, LIVERPOOL  
TEL: 051-525-3440

**STOP PRESS!** Trade Price List Available  
Applications on Official Stationery only






# Tecknowledgey for sale.

## The Mark III FM Tuner

DIY Hi-Fi will never seem the same again. Ambit's Mark III tuner system is electrically & visually superior to all others. Some options available, but the illustrated version with reference series modules:

£149.00 + £18.62 VAT  
With Hyperfi Series modules  
£185.00 + £23.12



## Features of the system:

- \* Precision construction & design of all parts
- \* Time/frequency display
- \* State of the art performance with facilities for updates, using modular plug in systems.
- \* Deviation level calibrator for recording
- \* All usual tuner features

## Digital Dorchester All Band Broadcast Tuner: LW/MW/SW/SW/SW/FM stereo

A multiband superhet tuner, constructed using a single IC for RF/IF processing - but with all features you would expect of designs of far greater complexity. The FM section uses a three section (air gang) tuned FET tunerhead, with ceramic IF filters and interstage mixer; AM employs a double balanced mixer input stage, with mechanical IF filters - plus a BFO and MOSFET product detector for CW/SSB reception. Styled in a matching unit to the Mark III FM only tuner, employing the same degree of care in mechanical design to enable easy construction. MW/LW reception via a ferrite rod antenna.

Electronics only (PCB and all components thereon) £33.00 + £4.95 VAT  
Complete with digital frequency readout/clock/timer hardware £99.00 + £14.85 VAT  
Complete with MA1023 clock/timer module with dial scale £66.00 + £9.90 VAT  
Hardware packages are available separately if you wish to house your own designs in a professional case structure. Please deduct the cost of electronics from complete prices.

## LW MW FM LCD Digital Frequency Display - July PW feature

Update your old radio, or build this into a new design. Or use it as a servicing aid - this low power unit with LCD display reads direct frequency in kHz/MHz, or with usual AM/FM IF offsets for received frequency. Low power LCD means no RFI - 15-20mA at 9v even with the divide by 100 prescaler. FM resolution is 100kHz, AM 1kHz. Sensitivities better than 10mV.

Complete kit £19.50 + £2.93 VAT, built and tested module £27.00 + £4.05 VAT  
Ambit stocks and distributes a wide range of frequency counter LSI for all types of DFM - part two of the catalogue contains details of the MS5523/4/5/6 range, and the versatile MSL2318 divide by ten or hundred prescaler IC. The DFM1 combined counter for AM, FM SW and direct/clock/stopwatch/timers - details available, but SAE please!



## PW SANDBANKS PI METAL LOCATOR

Maintaining our professional approach to home constructor kits, we offer the pulse induction 'Sandbanks'. Now with injection molded casing for greatly improved environmental sealing. £37.00+£5.55vat

## VHF MONITOR RX WITH PLESSEY IC

4/9 channel version of the PW design but using standard (fundx9) crystals, and TOYO 8 pole crystal filter with matching transformers. Coil sets from 40 to 200MHz. Complete module kit £31.25 + £3.90vat.

## MICROMARKET

	OSTS overflow:		
6800P	650P	8212	230p
6820P	600P	8216	195p
6850P	275P	8224	350p
6810	400P	8228	478p
6852	365P	8251	625p
8080	630P	8255	540p

## RADIO AND AUDIO MODULES: Consistently the most advanced

FOR FM		
EF501	34 series: 6 stage varicap tuning, all with oscillator output	
5801	Dual gate MOSFET RF stages, bipolar mixer	£17.45 + 2.61VAT
5803	Dual gate RF/mixer stages, amplified LO out	£19.75 + 2.96VAT
5804	'Hyperfi' series, with internal PIN diode age, and ultra wide range tuning system	£24.95 + 3.74VAT
EF5402	4 stage varicap tuner with TDA1062 and LO output. Uses FET/IC input. PIN age	£10.75 + 1.61VAT

The EF series are available on special order to cover bands (usually approx 20% of the centre frequency) in the range described. Details in our price list.

## FOR FM IFs at 10.7MHz

7030	single 6 pole linear phase filter IF with HA1137E10.95 + 1.64VAT
7130	two 6 pole linear phase filter IF with CA3189E £16.25 + 2.44VAT
7230	Hyperfi IF, switched bandwidth, AGC IF preamp, linear phase ceramic filters with diode switched narrow filter £24.95 + 3.74VAT

## DECODERS for MPX (STEREO)

Various types, guaranteed the world's biggest and best ranges  
LARSCHOLT FM TUNERSSETS  
7252 MOSFET front end combined with CA3089 IF £26.50 + 3.97VAT  
7252 JFET front end, combined with IF and decoder £26.50 + 3.97VAT  
FM/AM tuning synthesizer, see details elsewhere in the advertisement

## COMPONENTS FOR RADIO/COMMUNICATIONS/AUDIO/TV etc.

As usual, Ambit brings you the latest and best, a small selection of which is shown in this advertisement. The Ambit catalogues contain information on most of the devices mentioned here - and an order for the new part three will ensure you stay up with latest developments. Data photocopying service described in price list info.

RADIO ICs for FM		SL1600 series		Audio preamps		var		
CA3089E	1.94	29	SL1610	1.60	24	LM381N	1.81	27
CA3189E	2.45	37	SL1611	1.60	24	LM382N	1.65	25
HA1137W	2.20	33	SL1612	1.60	24	KB4436	2.53	38
HA1122S	2.20	33	SL1613	1.89	28	KB4438	2.22	33
SN76660N	0.75	11	SL1621	2.17	33	TDA1028	3.50	53
RADIO ICs for AM/FM		SL1623		2.44	37	TDA1029	3.50	53
TDA1090	3.35	50	SL1625	2.17	33	TDA1074	3.75	56
TDA1083	1.95	29	SL1626	2.17	33	Audio power		
TDA1220	1.40	21	SL1628	2.44	37	TBA280M	0.75	11
IF AMPLIFIERS		SL1630		1.62	24	TBA210AS	1.09	16
KB4406	0.50	07	SL1640	1.89	28	LM380N	1.00	15
MC1350	1.20	18	SL1642	1.89	28	ULN28B3	1.00	15
see comms ic's also		SL1660		2.75	41	TDA2002	1.95	29
COMMUNICATIONS		SL1660		2.75	41	HA1370	2.99	45
KB4412	2.55	38	SL1690	3.20	48	TDA2020	2.99	45
KB4413	2.75	41	MC3357	3.12	47	FETs, MOSFETs, bipolars,		
SD6000	3.75	56	MC1496	1.25	19	and various others: see PL		

OSTS: Remember all OSTs costs are obtained from BS9000 approved sources - your assurance that all devices are very best first quality commercial types. Some LPSN TTL is presently in great demand, so please check by phone before ordering.

## TTL-Standard AND LP Schottky

						VOLTAGE REGS:					
									7800 series 1 Amp pos 95p		
									7900 series 1 Amp neg 100p		
									78M series ½ Amp pos 90p		
									78LCP 100mA 35p		
									78MG2T C variable 175p		
									78MG2C C variable 175p		
									723CN variable IC 65p		
									NE550		
									L200 variable V and I 195p		
						MAINS EMF FILTERS					
						(BS ect approved types)					
						1 Amp in IEC chassis					
						connector					
						6 Amp in IEC					
						5 Amp wirein					
						(Toroid cores in Cat no. 2)					
MSC. Counter/timer, scalar, device											
									N555 30p		
									N555 72p		
									9C900C divide by 10/11 to 320MHz 780p		
									11K100C divide by 10/11 to 650MHz 1400p		
									8629 divide by 100 to 175MHz min 420p		
									MSL2318 divide by 10/100 to 175MHz min 420p		
									ICM7216BIP1 : 8 decade 10MHz DFM counter and full function timer, with direct drive for an LED display (mplex. Uses 10MHz xtal) 9950p		
									ICM7217AIB1 : 4 decade programmable counter with 10MHz xtal 1950p		
									ICM7207 : 7 decade counter display 1495p		
									ICM7106CP : LCD DVM (3% digit) 9555p		
									ICM7106CPK : evaluation kit for 7106 24.80p		
									ICM7107CP : LED DVM (3% digit) 20.65p		
									OKE MS5523 : LED V/Dm kit for 7107 85.65p		
									LED/Fluorescent display driver IC for time/timer/stopwatch/ AM/FM received frequency display and direct counter using MS2318 prescaler) inc Crystal 1400p		
									MSM5525 : AM/FM frequency only counter, for fluorescent displays (L6T06) inc crystal 1100p		
									MSM5526 : as MSM5525 but inc 1100p		
									4 LCD for 10 to 100MHz MS5526 1100p		
									10 to 12 (2x5mm) bus graph driver PCB for 10 IC or L1N [specify]. Kit ex lds 300p		

# COMPUKIT UK101 LOW COST SUPERBOARD IN KIT FORM



COMPUKIT UK101

SEND ONLY £10.00 DEPOSIT  
TO RESERVE ONE

An extended monitor on cassette will be supplied  
free of charge with each kit.

Simple Soldering due to clear and concise  
instructions compiled by Dr. T. Berk, BSc.PhD

NO EXTRAS NEEDED JUST HIT  
'RETURN' AND GO.

Build, understand, and program your own  
computer for only a small outlay.

ONLY **£219** + VAT + DEL.  
including RF Modulator & Power supply.  
Absolutely no extras.

ELENCO - 3½ digit D.V.M. as nationally  
advertised.

ONLY **£55** + V.A.T. + DEL.

ORDER FROM:-

FOR FURTHER DETAILS

Telephone: Harlow (0279) 415717

or

Ware 870218

## Contour Electronics

23 HIGH STREET,  
STANSTEAD ABBOTTS,  
WARE, HERTFORDSHIRE

The CompuKit UK101 has  
everything a one board 'superboard' should have.

- ★ Uses ultra-powerful 6502 microprocessor.
- ★ 50Hz Frame refresh for steady clear picture (U.S.A. products with 60Hz frame refresh always results in jittery displays).
- ★ 48 chars by 16 lines - 1K memory mapped video system providing high speed access to screen display enabling animated games and graphs.
- ★ Extensive 256 character set which includes full upper and lower case alphanumerics, Greek symbols for mathematical constants and numerous graphic characters enabling you to form almost any shape you desire anywhere on the screen.
- ★ BK full Microsoft Basic in ROM compatible with PET, APPLE SORCERER hence taking the headache out of programming by using simple English statements. Much faster than currently available personal computers.
- ★ Professional 52 Key keyboard in 3 colours - software polled meaning that all debouncing and key decoding done in software.
- ★ Video output and UHF Highgrade modulator (8Mz Bandwidth) which connects direct to the aerial socket of your T.V. Channel 36 UHF.
- ★ Fully stabilised 5V power supply including transformer on board.
- ★ Standard KANSAS city tape interface providing high reliability program storage - use on any standard domestic tape or cassette recorder.
- ★ 4K user RAM expandable to 8K on board £49 extra.
- ★ 40 line expansion interface socket on board for attachment of extender card containing 24K RAM and disk controller. (Ohio Scientific compatible).
- ★ 6502 machine code accessible through powerful 2K machine code monitor on board.
- ★ High quality thru plated P.C.B. with all I.C.'s mounted on sockets.

FULL CONSTRUCTION DETAILS  
IN P.E. AUG 1979 EDITION

**AVAILABLE NOW**

MAIL ORDER DEPT.

## CRESCENT RADIO LTD

1 ST. MICHAELS TERRACE, WOOD GREEN,  
LONDON N22 4SJ. 01-888 3206



"FLIP"

**PUSH BUTTON HEADS OR TAILS**  
Complete kit and full instructions supplied.  
A pocket game, easy to build and great to play.  
KIT PRICE = £5.25 + 15% VAT. Post free.

75 OHM

**2½" (57mm) LOUDSPEAKER BARGAIN**  
This ever popular many project loudspeaker.  
Only while stocks last. 90p + 15% VAT each.

**U.S.A. COAXIAL CONNECTOR**

Standard coaxial male plug  
PL259  
Price 50p + 15% VAT

**PSI. STABILIZED  
POWER SUPPLY**

240v AC input: Outputs:- 3, 6, 7.5 and 9  
volts DC at maximum 400 ma. Three  
switches:- On-Off, Polarity Reversing and  
Voltage Change. Regulated to supply exact  
marked voltages from no load up to max-  
imum current. Dimensions:- 5 x 3 x 2½ in-  
ches.  
Only £7 + 15% VAT.

**MOBILE PA. MICROPHONE**

For all outdoor P.A. Work. **50K ohms**. On-  
off switch and volume control. Complete  
with curly lead. Incorporates unique built-in  
unwanted noise rejection mechanism.  
Price = £9 + 15% VAT.



Buy it with Access

Personal callers welcome at: 21 Green Lanes, Palmers Green N13.  
Also 13 South Mall, Edmonton Green, Edmonton.

**3 KILOWATT PSYCHEDELIC  
LIGHT CONTROL UNIT**

1000W lighting per channel, max.  
A 3 channel sound to light unit housed in a  
robust metal case, with a sensitivity control  
for each channel i.e. Bass, middle and treble.  
Full instructions make this unit easy to con-  
nect to your present amplifier.  
S.A.E. for spec. sheet.  
Still only £20.00 + 15% VAT.

**CR. 4110. DESOLDERING PUMP**

ONLY £6  
+ 15% VAT  
High suction pump with automatic ejection.  
Knurled, anti corrosive casing. Teflon  
nozzle.

**CR. LV1. 12v DRILL**

£12.00p.  
+ 15% VAT  
BRITISH MADE "Versadrill", 12 volts DC.  
Compact battery operated power tool, suf-  
ficiently powerful to perform all the  
operations associated with 240v drills.  
Dimensions:- 150 x 50mm (dia).

**C.180-'KEYNECTOR' MAINS  
CONNECTOR**

Essential equipment for the  
showroom, workshop, fac-  
tory, laboratory, home and  
hobby bench, the 'Keynect-  
or' provides quick, efficient  
and safe temporary mains  
connection.  
£6.25 + 15% VAT

**FOOTSWITCH C.338**

250v, 5 amp. Non-slip  
base. Lead with 2.5mm  
plug. Body dims:- 88 x 66  
x 25mm.  
£3.75 + 15% VAT



**SINCLAIR PRODUCTS** PFM200 £52.89, case £3.40, adaptor £3.40, connector kit £11.27. Microvision TV UK model £91.44, mains adaptor £6.88. PDM35 £29.76, mains adaptor £3.40, case £3.40, 30kV probe £20.13. DM350 £71.82, DM450 £102.17, DM235 £52.66. Accessories for all 3 models:- rechargeable batteries £7.99, mains adaptor/charger £3.94, case £9, enterprise prog calculator £23.27.

**COMPUTER BARGAINS** which use your tv as a vdu and read and write on most cassette recorders. Ohio scientific superboard 2 built, 8k basic, 4k ram £217 + vat. Tandy TRS80 level 2 basic with psu and modulator 4k ram £399 + vat. 16kram £450 + vat.

**COMPUTER GAMES** Star Chess £62. Chess champion 6 £94. Chess challenger 7 £91. Chess challenger 10 £152.50. Voice challenger £239. Checker challenger 2 £46. Checker challenger 4 £88. Atari video computer £147, cartridges £14.32.

**CONTINENTAL SPECIALTIES** PRODUCTS EXP300 £6.61. EXP350 £3.62. EXP325 £1.84. EXP600 £7.24. EXP650 £4.14. EXP48 £2.64. PB6 £10.58. PB100 £13.57. LM1 £32.99. LP1 £35.55. LP2 £20.70. MAX100 £89.18.

**TV GAMES** Tank battles kit £6.34. AY-3-8500 chip £5.27, kit £4.26. stunt cycle AY-3-8760 chip £12.46, kit £4.26. 10 game paddle 2 AY-3-8610 chip £5.95, kit £7.03. racing car chip AY-3-8603 £13.63. modified shoot kit £5.28. rifle kit £5.27. colour generator kit £9.05. joystick 220K £1.80.

**MAINS TRANSFORMERS** 6-0-6V 100ma 76p. 1½a £2.50. 6-3V 1½a £2.01. 9-0-9V 75ma 76p. 1a £2.12. 2a £2.77. 12-0-12V 50ma 76p. 100ma 92p. 1a £2.65. 13v ½a £1.01. 15-0-15V 1a £2.97. 30-0-30V 1a £3.82.

**JC12 AND JC20 AMPLIFIERS** integrated circuit audio amplifier chips supplied with free data and printed circuits. JC12 6 Watts £2.08. JC20 10 Watts £3.14. We also stock a range of matching preamp and power kits.

**FERRANTI ZN414** ic radio chip £1.12. extra parts and pcb for radio £4.10. case £1.06.  
**PRINTED CIRCUIT MATERIALS** PC etching kits:- economy £2.32. standard £4.36 40 sq ins pcb 64p. 1 lb FeCl £1.20. etch resist pens:- economy 48p. dalo 84p. drill bits 1/32 ins or 1mm 25p each. etching dish 85p. laminate cutter 80p.

**S-DECS AND T-DECS** S-DeC £4.05. T-

DeC £4.28. u-DeC £4.69. u-DeC £7.16. 16 diil adaptor with socket £2.31.

**BATTERY ELIMINATORS** 3-way types with switched output and 4 way multi-jack:- 3/4/6v 100ma £2.89. 6/7/9v 300ma £3.14. 100ma radio types with press-stud connectors 9v £3.57, 6v £3.57, 4½v £3.57, 9+9v £4.79, 6+6v £4.79, 4½+4½v £4.79. cassette recorder mains unit 7½v 100ma with 5 pin din plug £3.57. fully stabilised type 3/6/7½/9v 400ma £5.64. car converters 12v dc input, output 9v 300ma £1.60, output 7½v 300ma £1.60. output 3/4/6/7/9/12v 800ma £2.66.

**BATTERY ELIMINATOR KITS** 100ma radio types with press-stud connectors 4½v £1.49. 6v £1.49. 9v £1.49. 4½+4½v £1.92. 6+6v £1.92. 9+9v £1.92. cassette type 7½v 100ma with din plug £1.49. heavy duty 13 way types 4½/6/7/8½/11/13/14/17/21/25/28/34/42v 1A £4.95. 2A £7.72. transistor stabilized 8-way types for low hum 3/4/6/7/9/12/15/18v 100ma £2.98. 1Amp £6.81. variable voltage stabilized models 2-18v 100ma £2.98. 1-30v 1A £5.95. 2-30v 2A £11.66. car converter 12v dc input, output 9/7½/6v 1A stabilized £1.44.

**BI-PAK AUDIO MODULES** AL30 £4.04. PA12 £7.77. PS12 £1.42. TS38 £2.70. S450 £24.03. AL60 £4.97. PA100 £17.33. SPM80 £4.57. BMT80 £6.08. Stereo 30 £20.57. MA60 £36.23.

**COMPONENTS** 1N4148 1.4p. 1N4002 3.1p. 741 8 diil 18p. 723 14 diil 31p. NE555 8 diil 25p. bc182. bc183. bc184. bc212. bc213. bc214. bc547. bc548. bc549 5p. tip31c. tip32c 36p. tip41c 48p. bd131. bd132 33p. plastic equiv bc107 5p. fuses 20mmx5mm cartridge 15, 25, 5, 1, 2, 3, 5Amp quickblow 1p. anti-surge 3-6p. resistors 5% 1W E12 10R to 10M 1p. 0-8p for 50+ of one value. polyester capacitors 250v .015. .068. 1mf 1-5p. .01. .033. 33mf 2.8p. .022. .047mf 3-3p. .22. .47mf 4.9p. polystyrene capacitors E12 65v 10 to 1000pf 3p. 1n2 to 10n 4p. ceramic capacitors 50V E6 22pf to 47n 2p. electrolytic capacitors 50v .5, 1, 2mf 5p. 25v 5, 10 5p. 16v 22, 33, 47, 68mf 5p. 100mf 6p. 220mf 7.5p. 330, 470mf 9p. 1000mf 10p. zeners 400mW E24 2v7 to 33v 7p. preset pots subminiature 0-1W horiz or vert 100 to 4M7 7-2p. potentiometers 1W 4K7 to 2M2 log or lin single 27p, dual 78p. ½w LEDs 9-7p. IC sockets 8 diil 8-6p. 14 diil 10-1p, 16 diil 12p.

**SWANLEY ELECTRONICS**

DEPT PW, 32 Golds Rd., Swanley, Kent BR8 8EZ.

Mail order only. Please add 30p to the total cost of the order for postage. Prices include VAT.  
Lists 20p post free. Overseas customers deduct 13%. Official credit orders welcome.

# RST VALVE MAIL ORDER CO.

## CLIMAX HOUSE, FALLSBROOK ROAD, LONDON SW16 6ED

### SPECIAL EXPRESS MAIL ORDER SERVICE

#### SEMICONDUCTORS

AA119 0.12	ASY26 0.46	BC159 0.12	BCY72 0.15	BF194 0.10	BZX81 0.21	OA70 0.35	OC82 0.74	ZS271 0.26	2N697 0.29	2N3055 0.81
AA130 0.31	ASY27 0.46	BC167 0.14	BD115 1.72	BF195 0.10	Series 0.15	OA79 0.35	OC83 0.74	ZS278 0.65	2N698 0.35	2N3440 0.89
AA132 0.48	ASZ15 1.44	BC170 0.19	BD123 1.38	BF196 0.12	BZV88 0.15	OA81 0.35	OC84 0.74	ZTX107 0.13	2N705 1.38	2N3441 0.92
AA133 0.21	ASZ16 1.44	BC171 0.12	BD124 1.38	BF197 0.14	Series 0.15	OA85 0.35	OC122 1.73	ZTX108 0.12	2N708 0.17	2N3442 1.26
AA135 0.39	ASZ17 1.44	BC172 0.12	BD131 0.40	BF200 0.31	CRS1/40 0.69	OA90 0.09	OC123 2.02	ZTX109 0.14	2N708 0.23	2N3614 1.73
AA137 0.31	ASZ20 1.72	BC173 0.14	BD132 0.40	BF224 0.23	CRS3/40 0.86	OA91 0.09	OC139 2.59	ZTX300 0.14	2N920 0.30	2N3702 0.15
AC107 0.69	ASZ21 2.30	BC177 0.17	BD135 0.39	BF257 0.28	CRS3/60 1.04	OA95 0.09	OC140 3.16	ZTX301 0.15	2N1131 0.30	2N3703 0.15
AC125 0.23	AU110 1.96	BC178 0.16	BD136 0.39	BF258 0.30	GEK66 1.73	OA200 0.10	OC141 3.74	ZTX302 0.17	2N1132 0.30	2N3704 0.15
AC126 0.23	AU113 1.96	BC179 0.18	BD137 0.40	BF336 0.35	GEK541 2.02	OA202 0.10	OC170 1.15	ZTX303 0.20	2N1302 0.40	2N3705 0.15
AC127 0.23	AU120 2.30	BC182 0.13	BD140 0.41	BF337 0.35	GEK541 2.02	OA211 1.15	OC171 1.15	ZTX304 0.22	2N1303 0.40	2N3706 0.15
AC128 0.23	BA145 0.15	BC183 0.12	BD141 0.41	BF338 0.36	GJ5M 0.88	OA220 1.15	OC200 1.73	ZTX311 0.23	2N1305 0.52	2N3707 0.15
AC141 0.29	BA148 0.15	BC184 0.13	BD142 0.41	BF338 0.36	GM0378A 2.02	OA220 1.15	OC201 2.02	ZTX314 0.23	2N1306 0.52	2N3708 0.15
AC141K 0.40	BA154 0.15	BC212 0.15	BD143 0.41	BF338 0.36	MJ3370 1.35	OC202 2.02	OC202 2.02	ZTX501 0.16	2N1307 0.58	2N3709 0.12
AC142 0.23	BA155 0.12	BC213 0.14	BD144 0.41	BF338 0.36	MJ3370 1.35	OC203 2.02	OC203 2.02	ZTX502 0.18	2N1308 0.63	2N3710 0.12
AC142K 0.35	BA156 0.10	BC214 0.17	BD145 0.41	BF338 0.36	MJ3370 1.35	OC204 2.88	OC204 2.88	ZTX503 0.20	2N1309 0.63	2N3711 0.12
AC176 0.23	BAW62 0.08	BC237 0.10	BD146 0.41	BF338 0.36	MJ3370 1.35	OC205 2.88	OC205 2.88	ZTX504 0.23	2N1613 0.29	2N3712 0.20
AC187 0.23	BAW62 0.08	BC237 0.10	BD147 0.41	BF338 0.36	MJ3370 1.35	OC206 2.88	OC206 2.88	ZTX505 0.23	2N1671 1.73	2N3713 0.20
AC188 0.23	BAW62 0.08	BC237 0.10	BD148 0.41	BF338 0.36	MJ3370 1.35	OC207 2.88	OC207 2.88	ZTX506 0.23	2N1693 0.29	2N3714 0.20
AC189 0.23	BAW62 0.08	BC237 0.10	BD149 0.41	BF338 0.36	MJ3370 1.35	OC208 2.88	OC208 2.88	ZTX507 0.23	2N2147 2.02	2N3715 0.20
AC189 0.23	BAW62 0.08	BC237 0.10	BD150 0.41	BF338 0.36	MJ3370 1.35	OC209 2.88	OC209 2.88	ZTX508 0.23	2N2148 1.89	2N3716 0.20
AC189 0.23	BAW62 0.08	BC237 0.10	BD151 0.41	BF338 0.36	MJ3370 1.35	OC210 2.88	OC210 2.88	ZTX509 0.23	2N2149 1.89	2N3717 0.20
AC189 0.23	BAW62 0.08	BC237 0.10	BD152 0.41	BF338 0.36	MJ3370 1.35	OC211 2.88	OC211 2.88	ZTX510 0.23	2N2150 1.89	2N3718 0.20
AC189 0.23	BAW62 0.08	BC237 0.10	BD153 0.41	BF338 0.36	MJ3370 1.35	OC212 2.88	OC212 2.88	ZTX511 0.23	2N2151 1.89	2N3719 0.20
AC189 0.23	BAW62 0.08	BC237 0.10	BD154 0.41	BF338 0.36	MJ3370 1.35	OC213 2.88	OC213 2.88	ZTX512 0.23	2N2152 1.89	2N3720 0.20
AC189 0.23	BAW62 0.08	BC237 0.10	BD155 0.41	BF338 0.36	MJ3370 1.35	OC214 2.88	OC214 2.88	ZTX513 0.23	2N2153 1.89	2N3721 0.20
AC189 0.23	BAW62 0.08	BC237 0.10	BD156 0.41	BF338 0.36	MJ3370 1.35	OC215 2.88	OC215 2.88	ZTX514 0.23	2N2154 1.89	2N3722 0.20
AC189 0.23	BAW62 0.08	BC237 0.10	BD157 0.41	BF338 0.36	MJ3370 1.35	OC216 2.88	OC216 2.88	ZTX515 0.23	2N2155 1.89	2N3723 0.20
AC189 0.23	BAW62 0.08	BC237 0.10	BD158 0.41	BF338 0.36	MJ3370 1.35	OC217 2.88	OC217 2.88	ZTX516 0.23	2N2156 1.89	2N3724 0.20
AC189 0.23	BAW62 0.08	BC237 0.10	BD159 0.41	BF338 0.36	MJ3370 1.35	OC218 2.88	OC218 2.88	ZTX517 0.23	2N2157 1.89	2N3725 0.20
AC189 0.23	BAW62 0.08	BC237 0.10	BD160 0.41	BF338 0.36	MJ3370 1.35	OC219 2.88	OC219 2.88	ZTX518 0.23	2N2158 1.89	2N3726 0.20
AC189 0.23	BAW62 0.08	BC237 0.10	BD161 0.41	BF338 0.36	MJ3370 1.35	OC220 2.88	OC220 2.88	ZTX519 0.23	2N2159 1.89	2N3727 0.20
AC189 0.23	BAW62 0.08	BC237 0.10	BD162 0.41	BF338 0.36	MJ3370 1.35	OC221 2.88	OC221 2.88	ZTX520 0.23	2N2160 1.89	2N3728 0.20
AC189 0.23	BAW62 0.08	BC237 0.10	BD163 0.41	BF338 0.36	MJ3370 1.35	OC222 2.88	OC222 2.88	ZTX521 0.23	2N2161 1.89	2N3729 0.20
AC189 0.23	BAW62 0.08	BC237 0.10	BD164 0.41	BF338 0.36	MJ3370 1.35	OC223 2.88	OC223 2.88	ZTX522 0.23	2N2162 1.89	2N3730 0.20
AC189 0.23	BAW62 0.08	BC237 0.10	BD165 0.41	BF338 0.36	MJ3370 1.35	OC224 2.88	OC224 2.88	ZTX523 0.23	2N2163 1.89	2N3731 0.20
AC189 0.23	BAW62 0.08	BC237 0.10	BD166 0.41	BF338 0.36	MJ3370 1.35	OC225 2.88	OC225 2.88	ZTX524 0.23	2N2164 1.89	2N3732 0.20
AC189 0.23	BAW62 0.08	BC237 0.10	BD167 0.41	BF338 0.36	MJ3370 1.35	OC226 2.88	OC226 2.88	ZTX525 0.23	2N2165 1.89	2N3733 0.20
AC189 0.23	BAW62 0.08	BC237 0.10	BD168 0.41	BF338 0.36	MJ3370 1.35	OC227 2.88	OC227 2.88	ZTX526 0.23	2N2166 1.89	2N3734 0.20
AC189 0.23	BAW62 0.08	BC237 0.10	BD169 0.41	BF338 0.36	MJ3370 1.35	OC228 2.88	OC228 2.88	ZTX527 0.23	2N2167 1.89	2N3735 0.20
AC189 0.23	BAW62 0.08	BC237 0.10	BD170 0.41	BF338 0.36	MJ3370 1.35	OC229 2.88	OC229 2.88	ZTX528 0.23	2N2168 1.89	2N3736 0.20
AC189 0.23	BAW62 0.08	BC237 0.10	BD171 0.41	BF338 0.36	MJ3370 1.35	OC230 2.88	OC230 2.88	ZTX529 0.23	2N2169 1.89	2N3737 0.20
AC189 0.23	BAW62 0.08	BC237 0.10	BD172 0.41	BF338 0.36	MJ3370 1.35	OC231 2.88	OC231 2.88	ZTX530 0.23	2N2170 1.89	2N3738 0.20
AC189 0.23	BAW62 0.08	BC237 0.10	BD173 0.41	BF338 0.36	MJ3370 1.35	OC232 2.88	OC232 2.88	ZTX531 0.23	2N2171 1.89	2N3739 0.20
AC189 0.23	BAW62 0.08	BC237 0.10	BD174 0.41	BF338 0.36	MJ3370 1.35	OC233 2.88	OC233 2.88	ZTX532 0.23	2N2172 1.89	2N3740 0.20
AC189 0.23	BAW62 0.08	BC237 0.10	BD175 0.41	BF338 0.36	MJ3370 1.35	OC234 2.88	OC234 2.88	ZTX533 0.23	2N2173 1.89	2N3741 0.20
AC189 0.23	BAW62 0.08	BC237 0.10	BD176 0.41	BF338 0.36	MJ3370 1.35	OC235 2.88	OC235 2.88	ZTX534 0.23	2N2174 1.89	2N3742 0.20
AC189 0.23	BAW62 0.08	BC237 0.10	BD177 0.41	BF338 0.36	MJ3370 1.35	OC236 2.88	OC236 2.88	ZTX535 0.23	2N2175 1.89	2N3743 0.20
AC189 0.23	BAW62 0.08	BC237 0.10	BD178 0.41	BF338 0.36	MJ3370 1.35	OC237 2.88	OC237 2.88	ZTX536 0.23	2N2176 1.89	2N3744 0.20
AC189 0.23	BAW62 0.08	BC237 0.10	BD179 0.41	BF338 0.36	MJ3370 1.35	OC238 2.88	OC238 2.88	ZTX537 0.23	2N2177 1.89	2N3745 0.20
AC189 0.23	BAW62 0.08	BC237 0.10	BD180 0.41	BF338 0.36	MJ3370 1.35	OC239 2.88	OC239 2.88	ZTX538 0.23	2N2178 1.89	2N3746 0.20
AC189 0.23	BAW62 0.08	BC237 0.10	BD181 0.41	BF338 0.36	MJ3370 1.35	OC240 2.88	OC240 2.88	ZTX539 0.23	2N2179 1.89	2N3747 0.20
AC189 0.23	BAW62 0.08	BC237 0.10	BD182 0.41	BF338 0.36	MJ3370 1.35	OC241 2.88	OC241 2.88	ZTX540 0.23	2N2180 1.89	2N3748 0.20
AC189 0.23	BAW62 0.08	BC237 0.10	BD183 0.41	BF338 0.36	MJ3370 1.35	OC242 2.88	OC242 2.88	ZTX541 0.23	2N2181 1.89	2N3749 0.20
AC189 0.23	BAW62 0.08	BC237 0.10	BD184 0.41	BF338 0.36	MJ3370 1.35	OC243 2.88	OC243 2.88	ZTX542 0.23	2N2182 1.89	2N3750 0.20
AC189 0.23	BAW62 0.08	BC237 0.10	BD185 0.41	BF338 0.36	MJ3370 1.35	OC244 2.88	OC244 2.88	ZTX543 0.23	2N2183 1.89	2N3751 0.20
AC189 0.23	BAW62 0.08	BC237 0.10	BD186 0.41	BF338 0.36	MJ3370 1.35	OC245 2.88	OC245 2.88	ZTX544 0.23	2N2184 1.89	2N3752 0.20
AC189 0.23	BAW62 0.08	BC237 0.10	BD187 0.41	BF338 0.36	MJ3370 1.35	OC246 2.88	OC246 2.88	ZTX545 0.23	2N2185 1.89	2N3753 0.20
AC189 0.23	BAW62 0.08	BC237 0.10	BD188 0.41	BF338 0.36	MJ3370 1.35	OC247 2.88	OC247 2.88	ZTX546 0.23	2N2186 1.89	2N3754 0.20
AC189 0.23	BAW62 0.08	BC237 0.10	BD189 0.41	BF338 0.36	MJ3370 1.35	OC248 2.88	OC248 2.88	ZTX547 0.23	2N2187 1.89	2N3755 0.20
AC189 0.23	BAW62 0.08	BC237 0.10	BD190 0.41	BF338 0.36	MJ3370 1.35	OC249 2.88	OC249 2.88	ZTX548 0.23	2N2188 1.89	2N3756 0.20
AC189 0.23	BAW62 0.08	BC237 0.10	BD191 0.41	BF338 0.36	MJ3370 1.35	OC250 2.88	OC250 2.88	ZTX549 0.23	2N2189 1.89	2N3757 0.20
AC189 0.23	BAW62 0.08	BC237 0.10	BD192 0.41	BF338 0.36	MJ3370 1.35	OC251 2.88	OC251 2.88	ZTX550 0.23	2N2190 1.89	2N3758 0.20
AC189 0.23	BAW62 0.08	BC237 0.10	BD193 0.41	BF338 0.36	MJ3370 1.35	OC252 2.88	OC252 2.88	ZTX551 0.23	2N2191 1.89	2N3759 0.20
AC189 0.23	BAW62 0.08	BC237 0.10	BD194 0.41	BF338 0.36	MJ3370 1.35	OC253 2.88	OC253 2.88	ZTX552 0.23	2N2192 1.89	2N3760 0.20
AC189 0.23	BAW62 0.08	BC237 0.10	BD195 0.41	BF338 0.36	MJ3370 1.35	OC254 2.88	OC254 2.88	ZTX553 0.23	2N2193 1.89	2N3761 0.20
AC189 0.23	BAW62 0.08	BC237 0.10	BD196 0.41	BF338 0.36	MJ3370 1.35	OC255 2.88	OC255 2.88	ZTX554 0.23	2N2194 1.89	2N3762 0.20
AC189 0.23	BAW62 0.08	BC237 0.10	BD197 0.41	BF338 0.36	MJ3370 1.35	OC256 2.88	OC256 2.88	ZTX555 0.23	2N2195 1.89	2N3763 0.20
AC189 0.23	BAW62 0.08	BC237 0.10	BD198 0.41	BF338 0.36	MJ3370 1.35	OC257 2.88	OC257 2.88	ZTX556 0.23	2N2196 1.89	2N3764 0.20
AC189 0.23	BAW62 0.08	BC237 0.10	BD199 0.41	BF338 0.36	MJ3370 1.35	OC258 2.88	OC258 2.88	ZTX557 0.23	2N2197 1.89	2N3765 0.20
AC189 0.23	BAW62 0.08	BC237 0.10	BD200 0.41	BF338 0.36	MJ3370 1.35	OC259 2.88	OC259 2.88	ZTX558 0.23	2N2198 1.89	2N3766 0.20
AC189 0.23	BAW62 0.08	BC237 0.10	BD201 0.41	BF338 0.36	MJ3370 1.35	OC260 2.88	OC260 2.88	ZTX559 0.23	2N2199 1.89	2N3767 0.20
AC189 0.23	BAW62 0.08	BC237 0.10	BD202 0.41	BF338 0.36	MJ3370 1.35	OC261 2.88	OC261 2.88	ZTX560 0.23	2N2200 1.89	2N3768 0.20
AC189 0.23	BAW62 0.08	BC237 0.10	BD203 0.41	BF338 0.36	MJ3370 1.35	OC262 2.88	OC262 2.88	ZTX561 0.23	2N2201 1.89	2N3769 0.20
AC189 0.23	BAW62 0.08	BC237 0.10	BD204 0.41	BF338 0.36	MJ3370 1.35	OC263 2.88	OC263 2.88	ZTX562 0.23	2N2202 1.89	2N3770 0.20
AC189 0.23	BAW62 0.08	BC237 0.								

# Quality audio modules and accessories for

## S450

STEREO  
FM TUNER  
Fitted with  
phase lock-loop

£26.73

+ 48p p&p



FREQUENCY RANGE	88-108 Mhz
SENSITIVITY	30 µV
BANDWIDTH	250 kHz
SPURIOUS REJECTION	50 dB
SELECTIVITY ± 400 kHz	55 dB
AUDIO OUTPUT (22.5 kHz deviation)	100 mV
STEREO SEPARATION	30 dB
SUPPLY REQUIREMENTS	20 to 30V (90mA max)
AERIAL IMPEDANCE	75 ohms
DIMENSIONS	240mm x 110mm x 32mm

The 450 Tuner provides instant programme selection at the touch of a button ensuring accurate tuning of 4 pre-selected stations, any of which may be altered as often as you choose, simply by changing the settings of the pre-set controls. Features include FET input stage, Vari-Cap diode tuning, Switched AFC LED Stereo Indicator.

## MPA30

MAGNETIC CARTRIDGE  
PRE-AMPLIFIER

£3.43

+ 35p p&p



Enjoy the quality of a magnetic cartridge with your existing ceramic equipment using the MPA 30 which is a high quality pre-amplifier enabling magnetic cartridges to be used where facilities exist for the use of ceramic cartridges only.


SENSITIVITY	3.5 mV for 100 mV output
EQUALISATION	Within ± 1 dB from 20 Hz to 20 kHz
INPUT IMPEDANCE	50 K ohms
SUPPLY	18 to 30 V—re earth
DIMENSIONS	110 x 50 x 25mm (inc DIN socket)

## Stereo 30

COMPLETE  
AUDIO  
CHASSIS

£22.06

+ 66p p&p



7 + 7w R.M.S.

OUTPUT POWER	7 Watts RMS
LOAD IMPEDANCE	8 ohms
TOTAL HARMONIC DISTORTION	Less than -5% (Typically -3%)
FREQUENCY RESPONSE	50 Hz to 20 kHz ± 3dBs
TONE CONTROL RANGE	± 12 dBs at 100Hz and 10kHz
SENSITIVITY	190 mV for full output
INPUT IMPEDANCE	1 M ohms
TRANSFORMER REQUIREMENTS	22 V.A.C. rated at 1A
DIMENSIONS	(Less controls and panel) 200mm x 130mm x 33mm

The Stereo 30 comprises a complete stereo pre-amplifier, power amplifiers and power supply. This, with only the addition of a transformer or overwind will produce a high quality audio unit suitable for use with a wide range of inputs i.e. high quality ceramic pick-up, stereo tuner, stereo tape deck etc. Simple to install, capable of producing really first class results, this unit is supplied with full instructions, black front panel, knobs, main switch, fuse and fuse holder and universal mounting brackets.

## AL60

AUDIO  
AMPLIFIER  
MODULE  
25 Watts RMS

£5.39

+ 35p p&p



25w  
R.M.S.

OUTPUT POWER	25 Watts RMS
SUPPLY	30-50 V
LOAD IMPEDANCE	8-16 ohms
TOTAL HARMONIC DISTORTION	Less than -1% (Typically -0.6%)
FREQUENCY RESPONSE	20 Hz to 30 kHz x 2 dBs
SENSITIVITY	280 mV for full output
MAX. HEAT SINK TEMPERATURE	90°C
DIMENSIONS	103mm x 64mm x 15mm

This high quality audio amplifier module is for use in audio equipment and stereo amplifiers and provides output powers up to 25 RMS with distortion levels below 0.1%.

## AL80

AUDIO  
AMPLIFIER  
MODULE  
35 Watts RMS

£8.54

+ 35p p&p



35w  
R.M.S.

OUTPUT POWER	35 Watts RMS
SUPPLY	40-60 V
LOAD IMPEDANCE	8-16 ohms
TOTAL HARMONIC DISTORTION	Less than -1% (Typically -0.6%)
FREQUENCY RESPONSE	20 Hz to 30 kHz x 2 dBs
SENSITIVITY	280 mV for full output
MAX. HEAT SINK TEMPERATURE	90°C
DIMENSIONS	103mm x 64mm x 15mm

The AL80 is similar in design to the AL60 above and is of the same high quality but provides output powers up to 35W with distortion levels below 0.1%.

## AL250

POWER  
AMPLIFIER

125w R.M.S.

£20.49

+ 76p p&p



OUTPUT POWER	125 Watts RMS continuous
OPERATING VOLTAGE	50-80 V
LOADS	4-16 ohms
FREQUENCY RESPONSE	25 Hz 20 kHz measured at 100 Watts
SENSITIVITY FOR 100 WATTS	
O/P AT 1 kHz	450 mV
INPUT IMPEDANCE	33 K ohms
TOTAL HARMONIC DISTORTION	
50 WATTS into 4 ohms	0.1%
50 WATTS into 8 ohms	0.06%

This unit, designated AL250, is a power amplifier providing an output of up to 125W RMS, into a 4 ohm load.

## AL30A

AUDIO  
AMPLIFIER  
MODULES

10w  
R.M.S.

£4.36

+ 35p p&p



MAXIMUM SUPPLY VOLTAGE	30 V
POWER OUTPUT for 2% THD	10 Watts RMS
TOTAL HARMONIC DISTORTION	Less than -25%
LOAD IMPEDANCE	8-16 ohms
INPUT IMPEDANCE	100 K ohms
FREQUENCY RESPONSE	50 Hz-25 kHz ± 3 dBs
SENSITIVITY	75 mV for full output
DIMENSIONS	74mm x 63mm x 28mm

These low cost 10 watt modules offer the utmost in reliability and performance, whilst being compact in size.

## SPM80

STABILISED  
POWER SUPPLY

£5.06

+ 35p p&p



INPUT A.C. VOLTAGE	33-40V
OUTPUT D.C. VOLTAGE	33 V nominal
OUTPUT CURRENT	10 mA-1.5 amps
OVERLOAD CURRENT	1.7 amps approx.
DIMENSIONS	105mm x 63mm x 30mm

Designed to power two AL60s at 15 Watts per channel simultaneously. Circuit Techniques include full short circuit protection.

## PA100

STEREO  
PRE-AMPLIFIER

£18.46

+ 48p p&p



FREQUENCY RESPONSE	20 Hz to 20 kHz x 1 dB
TOTAL HARMONIC DISTORTION	Less than -1% (Typically -0.7%)
SENSITIVITY	
1. TAPE	100 mV/100 K ohms
2. RADIO TUNER	100 mV/100 K ohms
3. MAGNETIC P.U.	3.5 mV/50 K ohms
For an output	250 mV
EQUALISATION	Within ± 1 dB from 20 Hz to 20 kHz
BASS CONTROL RANGE	± 15 dBs at 75 Hz
TREBLE CONTROL RANGE	+ 10-20 dBs at 15 kHz
SIGNAL/NOISE RATIO	Better than 65 dBs (All inputs)
INPUT OVERLOAD	Better than 26 dBs (All inputs)
SUPPLY	20 to 40 V
DIMENSIONS	300 x 90 x 33mm (less controls)

A top quality stereo pre-amplifier and tone control unit, the PA100 provides a comprehensive solution to the front end requirements of stereo amplifiers or audio units. The six push button selector switch gives a choice of inputs together with two filters for high and low frequencies.

## PA12

STEREO  
PRE-AMPLIFIER

£8.95

+ 35p p&p



The PA12 Stereo Pre-Amplifier chassis is designed and recommended for use with the AL 20/30 Audio Amplifier Modules, the PS12 power supply and the T538 Transformer. Features include on/off volume, Balance, Bass and Treble controls. Complete with tape output.

FREQUENCY RESPONSE	20 Hz-20 kHz (-3dB)
BASS CONTROL	± 12 dB at 60 Hz
TREBLE CONTROL	± 14 dB at 10 kHz
INPUT IMPEDANCE	1 Meg. ohm
INPUT SENSITIVITY	300 mV
CROSSTALK	-60 dB
SIGNAL/NOISE RATIO	-65 dB
OVERLOAD FACTOR	± 20 dB
TAPE OUTPUT IMPEDANCE	25 K ohms
DIMENSIONS	152mm x 84mm x 25mm

## PS12 POWER SUPPLY MODULE

Power supply for AL20A-30A, PA12, S450 etc. Transformer T538.

Input A.C. Voltage 15-20V. Output D.C. Voltage 22-30V approx. (Dependent upon input.) Output Current 800mA maximum. Dimensions 60 x 43 x 26mm.



£1.73

+ 35p p&p.

## BP124 SIREN ALARM MODULE

American Police screamer powered from any 12 volt supply into 4 or 8 ohm speaker. Ideal for car burglar alarm, freezer break-down, and other security purposes.



ONLY £4.03

+ 35p p&p.

5 WATTS—

## STA15 STEREO AMPLIFIER KIT

Build your own top quality amplifier, save yourself pounds. The STA15 kit comprises the following Bi-Kits modules, 2x AL60 amps, 1 x PA100 pre-amp, 1 x SPM80 stab. power supply, 1 x BMT80 trans. giving 15 watts RMS per channel STEREO. All modules covered by the Bi-PAK satisfaction or money back guarantee. Details of the above modules are in this ad. Price £40.66 + 62p p&p.

## STA15 ACCESSORY KIT

A beautifully designed genuine TEAK WOOD veneered cabinet to put the professional touches to your home built amplifier. Full set of parts incl: Front & Back Panels, Knobs, Chassis, Fuses, Sockets, Nuts, etc. Ideal for the MA60. Size: 425mm x 290mm x 95mm. Price £21.94 + 86p p&p. Order No. 2240.

## TRANSFORMERS

T538 For use with S.450 AL30A MPA30 Order No. 2036 Price: £3.68 + 55p p&p.  
T250 For use with Stereo 30 Order No. 2050 Price: £3.74 + 55p p&p.  
BMT80 For use with AL60 SPM80 Order No. 2034 Price: £6.21 + £1.00 p&p.  
BMT250 For use with AL250 Order No. 2035 Price: £7.30 + £1.10 p&p.  
2040. For use with AL60 Order No. 2040 Price: £5.98 + 80p p&p.  
2041. For use with AL80, AL120 and AL250 Order No. 2041. Price: £7.82 + 86p p&p.

## CASES

TEAK 30, 32 x 23 x 8cm, designed mainly for use with our stereo 30 Audio System but has proved very helpful to home constructors. Fitted with solid uncut front and back. o/n 139. £8.27. p&p 70p.

TEAK 60, 42 x 29 x 9cm, for use with AL60/MK80 Audio Kit. Useful for the home constructor requiring an amplifier sleeve—has no front or back panel. o/n 140. £8.63. p&p 85p.



# Professionals and Enthusiasts from BI-PAK

## AL120

AUDIO  
AMPLIFIER

With integral  
heat sink and  
short-circuit  
protection

£13.74

+ P. & P. 35p



50W  
R.M.S.

OUTPUT POWER	50 Watts R.M.S.
SUPPLY	70 Watts
LOAD IMPEDANCE	8-16 ohms
TOTAL HARMONIC DISTORTION	05% Max. (Typically 02%)
FREQUENCY RESPONSE	±1dB 25Hz-20kHz
SENSITIVITY	500mV
MAX HEAT SINK TEMP	45 deg. C
DIMENSIONS	192 x 89 x 49 mm

Introduced to fulfill the demand for a fully protected power amp., capable of driving high quality speaker systems at up to 50W., with distortion levels below 05%. Ideal for domestic use. Discos, P.A. systems, electronic organs etc. The generously rated components ensure continuous operation at high output levels.

## SPM120

STABILISED POWER SUPPLIES

SPM120/45  
SPM120/55  
SPM120/65

£6.67

+ P. & P. 35p



AC INPUTS	
SPM120/45	40-48v
SPM120/55	50-55v
SPM120/65	60-65v
OUTPUT CURRENT	2.5A
RIPPLE	1A 100mV 2A 150mV

SPM120 is a fixed voltage stabiliser available with an output voltage of either 45v, 55v, or 65v. Designed primarily for use in audio applications, the stabiliser which provides output currents up to 2.5A., operates direct from a mains transformer requiring only the addition of 2 Electrolytic capacitors to complete the s/c protection.

## GE100 Mk2.

10 CHANNEL MONOGRAPHIC  
EQUALISER

£23.00

+ P. & P. 35p



Control Range	±12dB
Dynamic Range	110dB
Maximum Output	±15dB
Frequency Response	30Hz-20KHz (±1dB)
Power Supply	15-0-15v.
Voltage Handling Input	3v R.M.S.
T.H.D.	-05%


Only 155mm x 65mm x 50mm including the 10 x 10K 1in slider potentiometers and knobs which are mounted on a board positioned above the circuitry. In the frequency range of 31Hz to 20KHz you can cut and boost ±12dB with the 10 sliders, each of which has its frequency marked on the circuit board. The GE100 has numerous uses including mixers, P.A. systems and discos. It will also greatly improve the sound reproduction of your existing audio equipment. Power Supply for GE100, o/n SG30 £3.80.

## VPS30

REGULATED VARIABLE  
STABILISED POWER SUPPLY

£8.74

+ P. & P. 35p



AC Input Maximum	25v
Voltage Regulation	2-30v
Regulated Current	0-2A
Incorporating short circuit protection	

This NEW versatile Regulated Variable Stabilised Power Supply with short circuit protection and current limiting, is a must for all electronics enthusiasts. It incorporates adjustable voltage from 2v-30v, with a current limiting range of 0-2A. With this module there is no need to build a separate power supply for each of your projects, with the simple addition of a transformer (o/d 2033), 0-1ma (o/d 1310 or 1305), plus a suitable shunt, a voltmeter (o/d 1311 or 1306), a 470ohm pot (o/d 1896), a 4K7 pot (o/d 1899), it can be used again and again as a self-contained bench, power supply, eliminating the use of batteries and thus saving ££'s!

## PA200

STEREO  
PRE-AMPLIFIER

£18.61

P. & P. 40p



FREQUENCY RESPONSE	20Hz to 20kHz x 1dB
TOTAL HARMONIC DISTORTION	Less than 1% (Typically -70%)
SENSITIVITY	1. TAPE 100mV/100 K ohms For an output 500mV
INPUTS	2. RADIO TUNER 100mV/100 K ohms
	3. MAGNETIC P.U. 3-5mV/50 K ohms
EQUALISATION	Within ±1dB from 20Hz to 20kHz
BASS CONTROL RANGE	±15dB at 75Hz
TREBLE CONTROL RANGE	+10-20dB at 15kHz
SIGNAL/NOISE RATIO	Better than 65dBs (All inputs)
INPUT OVERLOAD	Better than 26dBs (All inputs)
SUPPLY	35 to 70V
DIMENSIONS	300 x 90 x 33mm (less controls)

The PA200 is basically our popular PA100. Modifications have been made to make it compatible with the higher output AL120 and AL250 amplifiers.

## HEADPHONES

A top quality headphone with cushioned earpads and headband. Separate balance/volume controls. Stereo or Mono switch. Impedance: 8 ohms. Frequency: 30-18,000Hz. o/n 884. £10.01. p&p 70p.

A brilliant compromise between price and performance. Superb stereo reproduction for the newcomer to Hi-Fi. Impedance 8 ohms. Frequency: 30-15,000Hz. o/n 885. £5.06. p&p 50p.

## BIB HI-FI ACCESSORIES

Parallel Tracking GROOV KLEEN

The very latest in automatic record cleaning. Designed to suit all modern single play decks. Simple to fit, it is extremely efficient. Complete with two types of base and three height extensions. o/n 8101. £4.23. p&p 35p.

Cassette Tape Editing Kit  
Enables cassette tapes to be edited and joined easily, quickly and accurately. Kit comprises: Tape Splicer (3.2mm). 2 Precision Tape Cutters. Tape Piercer. 9 Self-adhesive Labels. Reel of Splicing Tape. 3 Winders and removers and instructions, all in a handy wallet. o/n 8102. £2.76. p&p 35p.

GROOV-STAT

The BIB Groov-Stat static reducer neutralises the static charge on records and other plastic surfaces. o/n 8103 £6.27. p&p 35p.

Cassette Head Cleaner

Essential for cleaning of tape heads, capstans and rollers. Pack contains Tape Head Applicator and tape head polisher tools. Plus bottle of special formula cleaning fluid and full instructions. o/n 832. £0.74. p&p 35p.

## METERS

Miniature Balance & Tuning Meter

Miniature moving-coil meter for stereo balance indicator, tuning indicator for FM or similar application. Pointer at centre indicates zero or null position. Robust construction. Sensitivity: 100-0-100mA. Dimensions: 23 x 22 x 26mm. o/n 1318. £2.24. p&p 35p.



Balance and Tuning Meter

Clear view edge-wise meter. Centre zero application. Sensitivity: 100-0-100mA. Dimensions: 45 x 22 x 34mm. o/n 1319. £2.30. p&p 35p.



Miniature Level Meter

Moving coil, for accurate level indication for tape recorders, amplifiers etc. Neat design, rugged construction. Will withstand five times rated value. Sensitivity: FSD: 200UA. Odb: 130UA. Dimensions: 23 x 22 x 26mm. o/n 1320. £3.22. p&p 35p.



Vu Meter

Calibrated 20 to +3 and 0-100%, making it suitable for use as a recording level meter or as a power output indicator. Sensitivity: 130UA. Dimensions: 40 x 29mm. o/n 1321. £2.30. p&p 35p.



## ADAPTORS

AC-DC enables a large range of battery powered radios, recorders, calculators to be run off the mains. (220-240V AC). Switchable for 3-6-9-12 volt. 300mA rating. 300mA. Polarity reversing switch. Universal plug incorporated. o/n 137. £4.14. p&p 35p.

DC-DC for use in all cars, boats etc. with pos. or neg. earth for a regulated output of 6, 7.5 or 9 volts DC at 300mA. For radios, recorders etc. o/n 138. £3.22. p&p 35p.

## CROSSOVER NETWORKS

2-WAY channels for high and low frequencies to correct speakers - high to tweeters, low to woofers. Complete with instructions. Frequency: 3,000Hz. o/n 1904. £1.73. p&p 35p.

2-WAY for 8 ohm speakers up to 30 watts. Frequency: .3KHz. o/n 1905. £2.65. p&p 35p.

3-WAY for 8 ohm speakers up to 30 watts. Frequency: 800Hz and 4.5KHz. o/n 1906. £4.60. p&p 35p.

## MICROPHONES

DYNAMIC CASSETTE

For equipment requiring a high quality microphone. Sturdy, solid moulded body in black with neat chrome surround. Pick-up pattern is omnidirectional. On/Off switch. 1 metre of tough lead with floating 2.5 and 3.5mm plugs. Matching moulded strut. Impedance: 200 ohms. Sensitivity: 90dB. Frequency: 90-10,000Hz. Size: 20mm dia x 120mm. o/n 1328. £1.84. p&p 35p.

DYNAMIC MICROPHONE

Superior quality portable cassette recorder mike with built-in remote control switch and lead fitted with 5-pin 240° DIN plug (remote switch) and 3-pin DIN plug (microphone). Provides a direct replacement for those supplied with recorders. With detachable stand. Omnidirectional. Impedance: 200 ohms. Freq. response: 100 to 10,000Hz. Sensitivity: 79dB at 1,000Hz. o/n 1327. £3.06. p&p 35p.

RE - 317: DYNAMIC MICROPHONE

Highly sensitive, high-grade desk and hand mike suitable for use with many popular cassette decks. Incorporates On/Off switch and 1 metre lead with moulded standard jack plug. Complete with desk stand. Omnidirectional. Impedance: 5,000 ohms. Freq. response: 100 to 12,000Hz. Sensitivity: (-7dB at 1,000Hz). o/n 1336. £5.29. p&p 35p.

OMNIDIRECTIONAL CARDIOID

Powered by a 1.5v battery located within the aluminium body. Satin silver finish with front disk protection to the diaphragm housing. On/Off switch. Also with 'Busby' type windshield. 'U' bracket and stem and extremely supple cable. Consumption: 0.2mA from 1.5v battery providing approx. 8-10,000 hours continuous life. Impedance: 600 ohms. Sensitivity: 70dB. Frequency: 30-16,000Hz. Size: 23mm dia x 267mm. o/n 1329. £14.72. p&p 35p.

UNIDIRECTIONAL CARDIOID

Dual imp. 600 and 50,000 ohms. Response 50 to 14,000Hz. Sensitivity 54dB at 50K/ohms. Size: 1 1/2" dia x 6 1/2" long. Weight approx. 190gm. o/n 1328. £12.69. p&p 35p.

## STANDS

GOOSENECK CHROME FLEXIBLE HOLDERS

Length 320mm. o/n 1333. £2.99. p&p 35p.

Length 515mm. o/n 1334. £4.03. p&p 35p.

FLOOR STAND Heavy chrome. Stow-away feet with rubber ends for maximum stability. Draws to a height of 5' maximum. o/n 1335. £12.31. p&p 85p.

BOOM ARM for use with the above stand. Heavy chromed metal. It gives 30" reach from the stand. o/n 1337. £10.58. p&p 70p.

## WINDSHIELD COVERS

o/n 1331. Medium pair £1.38. p&p 35p. o/n 1332. Large pair £2.30. p&p 35p.

## AUDIO LEADS

107	FM Indoor Ribbon Aerial	£0.09
113	3.5mm Jack plug to 3.5mm jack plug. Length 1.5m	£0.86
114	5 pin DIN plug to 3.5mm Jack connected to pins 3&5. Length 1.5m	£0.98
115	5 pin DIN plug to 3.5mm Jack connected to pins 1&4. Length 1.5m	£0.98
116	Car aerial extension. Screened insulated lead. Fitted plug & skt.	£1.44
117	AC mains connecting lead for cassette recorders & radios. 2 metres	£0.78
118	5 pin DIN phono plug to stereo headphone jack socket	£1.21
119	2 + 2 pin DIN plugs to stereo jack socket with attenuation network for stereo headphones. Length 0.2m	£1.04
120	Car stereo connector. Variable geometry plug to fit most car cassette. 8 track cartridge & combination units. Supplied with inline fused power lead and instructions.	£0.69
123	6m Coiled Guitar Lead Mono Jack Plug to Mono Jack Plug BLACK	£1.73
124	3 pin DIN plug to 3 pin DIN plug. Length 1.5m	£0.86
125	5 pin DIN plug to 5 pin DIN plug. Length 1.5m	£0.86
126	5 pin DIN plug to Tinned open end. Length 1.5m	£0.86
127	5 pin DIN plug to 4 Phono Plugs. All colour coded. Length 1.5m	£1.60
128	5 pin DIN plug to 5 pin DIN socket. Length 1.5m	£0.92
129	5 pin DIN plug to 5 pin DIN plug mirror image. Length 1.5m	£1.21
130	2 pin DIN plug to 2 pin DIN inline socket. Length 5m	£0.78
131	5 pin DIN plug to 3 pin DIN plug 1&4 and 3&5. Length 1.5m	£0.95
132	2 pin DIN plug to 2 pin DIN socket. Length 10m	£1.13
133	5 pin DIN plug to 2 phono plugs. Connected pins 3&5. Length 1.5m	£0.86
134	5 pin DIN plug to 2 phono sockets. Connected pins 3&5. Length 2.3cm	£0.78
135	5 pin DIN socket to 2 phono pins. Connected pins 3&5. Length 2.3cm	£0.78
136	Cabled stereo headphone extension lead. Black. Length 6m	£2.01
178	AC mains lead for calculators etc.	£0.54

All prices are inclusive of VAT. Barclaycard & Access accepted  
Giro A/C No: 3887006

**BI-PAK**  
DEPT. PW11, P.O. Box 6,  
18 Baldock Street, Ware, Herts.

# The Penalty of Progress

## EDITOR

Geoffrey C. Arnold

## ASSISTANT EDITOR

Dick Ganderton C. Eng., MIERE

## ART EDITOR

Peter Metalli

## TECHNICAL EDITOR

Post vacant

## NEWS & PRODUCTION EDITOR

Alan Martin

## TECHNICAL SUB-EDITOR

Joe Bishop

## TECHNICAL ARTIST

Rob Mackie

## ASSISTANT ART EDITOR

Keith Woodruff

## SECRETARIAL

Sylvia Barrett  
Debbie Calverley

## EDITORIAL OFFICES

Westover House,  
West Quay Road,  
POOLE, Dorset BH15 1JG  
Telephone: Poole 71191

## ADVERTISEMENT MANAGER

Telephone: 01-261 6636

Dennis Brough

## CLASSIFIED ADVERTISEMENTS

Telephone: 01-261 5762

Colin R. Brown

## MAKE UP & COPY DEPARTMENT

Telephone: 01-261 6570

Dave Kerindi

## ADVERTISEMENT OFFICES

King's Reach Tower, Stamford St.,  
London, SE1 9LS  
TELEX: 915748 MAGDIV-G

**W**ITH any fast-moving, technologically-based subject, progress will always leave a trail of obsolescence. Wireless, and electronics, are no exceptions. How often have you decided to build a project described in one of the magazines, only to find that the following month another magazine comes out with a similar project but using the latest technology and having a performance several times better than the one you are building.

Often authors will submit project designs which are accepted for publication several months into the future. In spite of all our efforts to ensure that supplies of the components used will be available for the foreseeable future, it often happens that manufacturers of a key component decide to withdraw the device from sale, leaving the poor home constructor high and dry.

In most instances, it is possible to find an alternative device to replace the obsolete one, hopefully without any major changes to the circuits, but this is not always so. In any case, often the first hint of trouble we get is a string of letters from irate constructors demanding to know where they can obtain the offending item.

In the course of a year we receive many letters from readers who have decided to build projects featured in *Practical Wireless* many years ago and then find that they can no longer obtain a key component. Just what makes readers decide on out-of-date designs is a mystery. Perhaps they have some of the parts already in their junk box. The fact remains, however, that with the changing techniques used in our hobby, the life-span of a design such as a hi-fi amplifier or a tuner can be measured in months rather than years. Look at the output stages of amplifiers. Not so long ago they used interstage and output transformers and every component stockist worth his salt kept a large stock of suitable transformers. Now no designer would dream of using a transformer in the audio path and hence, with no demand for them, dealers no longer stock them and manufacturers no longer make them.

Already many transistors have fallen by the wayside and have become difficult to obtain, and recently integrated circuits such as the LM373 have been declared obsolete by the only manufacturer.

The message should by now be clear—if you must look through old issues, and are tempted by any projects in them, please check first that you can obtain all the components. Especially check for the use of audio frequency transformers or germanium transistors, as these are likely to be your downfall.

Do not, however, be put off building the latest super project featured in your favourite magazines just because next month may see it rendered obsolete by an even more state-of-the-art design. If we all did that then progress would surely cease.

★ ★ ★ ★ ★

We regret that, with effect from this issue of *Practical Wireless*, it has been necessary to increase our cover price to 55p. We had hoped to avoid this, but the effects of inflation have proved too much for us.



## Fred Judd—PW Contributor

A regular contributor to *Practical Wireless* for nearly 20 years F. C. (Fred) Judd has spent a lifetime in radio and electronics. Was in the RAF 60 Group (Radar) during the war and for many years after in marine radar research and development followed by some 25 years as a technical journalist. He is retired now and lives in Norfolk but for the past 7 years was Technical Editor to *Practical Hi-Fi* magazine (an IPC publication).

He has written numerous books concerned with radio, audio and electronics and thousands of articles published in the UK and many other countries. As a radio amateur first licensed in 1934 (A.A. call 2BCX) and class A licensed since 1946 as G2BCX, the major interest has been transmitting aerials which has resulted in a number of original designs for the h.f. bands as well as the now popular "Slim Jim" and others for v.h.f. and u.h.f. operation. His latest book, on aerials for 2m, is soon to be published by Newnes-Butterworths.

# Speech Processing in amateur transmitters

A. J. NAILER\* T. Eng. CEI AFSERT G4CFY

There are two forms of speech processing, frequency and amplitude. The frequency limits are already established, with the audio bandwidth covering 300–2700Hz. Any further reduction in bandwidth would tend to reduce quality, and would make the transmitter respond better to one voice rather than another. Nevertheless, bandwidth limitation to 2400Hz benefits all modes of transmission, and should be incorporated in at least a simple form.

## FREQUENCY PROCESSING

Combinations of high-pass and low-pass filters should be used to restrict the audio bandwidth, to improve the audio signal-noise ratio by reduction of the background noise. The transmitter will also be concentrating more of its power into information-carrying sidebands, so improving its “talk power” and communications effectiveness.

Audio bandwidth limitation of s.s.b. transmissions is not so necessary, due to the passband characteristics of the sideband filter. Hence, frequency response shaping is mainly applicable to amplitude-modulated, double-sideband full carrier or suppressed carrier, and frequency-modulated systems.

Frequency processing was rarely used on the old amplitude-modulated transmitters, but most frequency-modulated transmitters built today incorporate it. The a.m. signals would have benefited if some form of audio bandwidth tailoring had been included.

## AMPLITUDE PROCESSING

### Audio Clipping

Amplitude limiting of audio dynamic range for f.m. transmitters is required in order to limit the overall deviation. This restricts the bandwidth of the transmitted signal and ensures that the receive discriminator does not run into distortion. No increase in output power occurs due to the use of this clipping on f.m.

In an f.m. system, the frequency of the carrier is changed in proportion to the amplitude of the modulating signal, with the positive half-cycle of audio producing a corresponding increase in carrier frequency and vice-versa. If the audio wave is larger at one frequency rather than another, a greater deviation is produced, regardless of the frequency of the modulating frequency. Now if the audio is clipped, then the rate of change of carrier frequency is dependent mainly on the rate of change of audio frequency. This then is the most common form of speech processing.

Amplitude limiting by the use of clipping diodes produces a number of audio in-band harmonics. These waste

transmitter output power in unwanted sideband signals but don't detract from the apparent quality of the received signal, and the clipping does provide a measure of linearity in the relationship between carrier deviation and modulating frequency. One important factor of this form of limiting is that it allows a reasonable amount of deviation for high audio frequencies which carry much of the intelligibility.

If we look at the spectrum of normal speech, we find that the largest amplitude signals occur between 100 and 800Hz. Tests have been done on reduced-bandwidth audio, and have found that most intelligibility is carried in the band between 800 and 1200Hz. The graph Fig. 1 shows that the amplitude of speech components in this region may be as little as one third (–10dB) related to the lower frequency audio. The difference in amplitude is known as the dynamic range and any reduction in this will increase the “talk power” and hence the communication effectiveness. This is why most f.m. transmissions above the noise appear so easy to copy, though in fact the spectral purity of the speech is not very good.

The modulator section of most commercial f.m. transmitters contains an amplifier, followed by back-to-back clipping diodes, and then a low-pass filter network to limit the speech and intermodulation products to about 3kHz. The intermodulation products are formed in the clipper by the mixture of individual speech tones, as well as harmonics of these and the original tones. For example, assume we

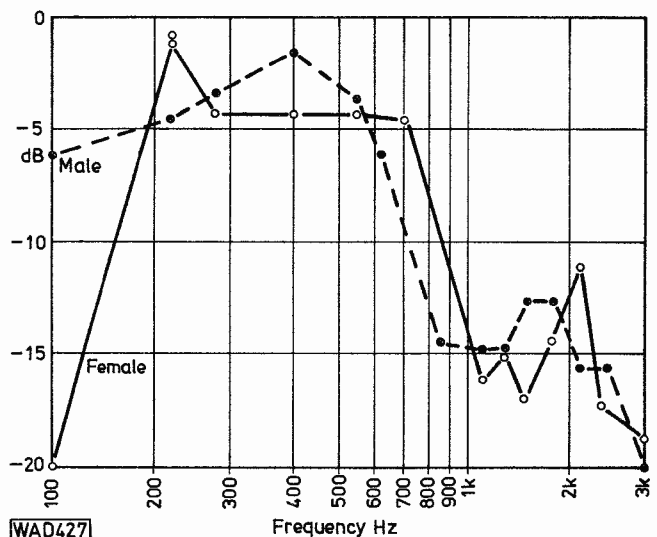


Fig. 1: Spectrum of normal speech, showing greatest amplitude in the range 100 to 800Hz

\*Proprietor, Spectrum Communications

generate two tones such as 700Hz and 1200Hz. Now the clipper will produce harmonics of these at 1400Hz, 2100Hz, 2800Hz, etc., and at 2400Hz, 3600Hz, etc., also the sum and difference of the original tones, and harmonics of these, viz:

1200 - 700 = 500	First order i.p.
1000	2nd order
1500	3rd order
2000	4th order
2500	5th order

and sum  $1200 + 700 = 1900$ , plus  $2 \times 1900$ , etc.

If we now compare the original audio spectrum with the one following clipping we get a nasty looking result, as shown in Fig. 2. All the above signals occur within the required audio passband and cannot now be removed. The transmitted signal will divide its power proportionately between all of these in the form of sidebands. Power put into multiple sidebands does not produce as effective a signal as one where power is concentrated into few sidebands. These intermodulation products within the voice passband are changing in time with the main speech tones, and hence help to give the speech a fuller sound at the receiver, but only where the received signal is well above the noise and fully limiting.

Phase modulation systems rely on both the frequency and amplitude of the modulating signal, so after clipping we now modify the amplitude proportional to audio frequency in a manner which makes the receiver resolve the signal the same as normal f.m. This amplitude tailoring is de-emphasis and can be produced by a resistor and capacitor after the low-pass filter to give 6dB/octave roll-off above 700Hz. We have now covered all the requirements for a good-quality phase modulator as used in many of the popular 2m f.m. transceivers. The system schematic is shown in Fig. 3.

Frequency-modulated transmitters may be fitted with a pre-emphasis network with a rising characteristic from 1kHz up to the roll-off at 3kHz. This pre-emphasis produces a much brighter sounding audio from a receiver fitted with the corresponding de-emphasis network. A modulator of this type would also improve the intelligibility of a conventional a.m. transmitter over short, strong-signal paths, and there may be an advantage in maintaining a high percentage of modulation, although the extra in-band spurs would waste much power and would drastically reduce the range of the transmission.

## Audio Compression

In order to overcome the audio in-band problem which occurs when clipping is used, a self-adjusting gain-controlled audio amplifier can be used to compress the dynamic range of the speech. Such a system can be used on its own to raise the average percentage of modulation for a.m. transmitters, and can be used to precede the clipper in an f.m. transmitter so that a constant clipping level is maintained. The basic system requires an amplifier followed by a rectifier, and a voltage-controlled attenuator such as an f.e.t. across the input of the amplifier, see Fig. 4.

To reduce the dynamic range of the speech without distortion, the control loop in a compressor must act quickly enough to adjust the gain continuously over each syllable. The majority of compressor circuits are designed with fairly long time-constants and can only react fast enough to adjust the level at word rate. This is useful to ensure that overmodulation doesn't occur, and that a fairly constant peak amplitude is maintained regardless of distance from the microphone.

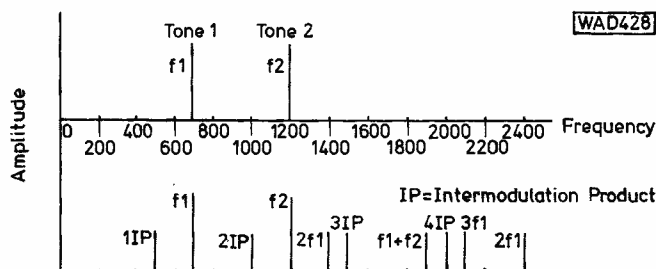


Fig. 2: Intermodulation products produced by clipping two non-harmonically related tones (700 and 1200Hz)

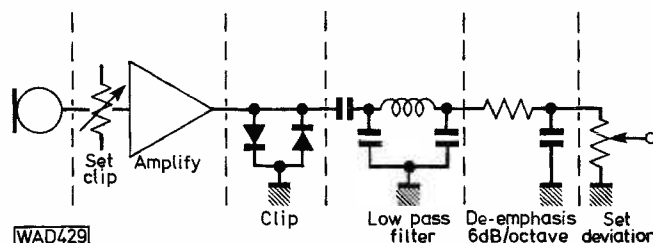


Fig. 3: Schematic of the audio chain in an f.m. transmitter using phase modulation

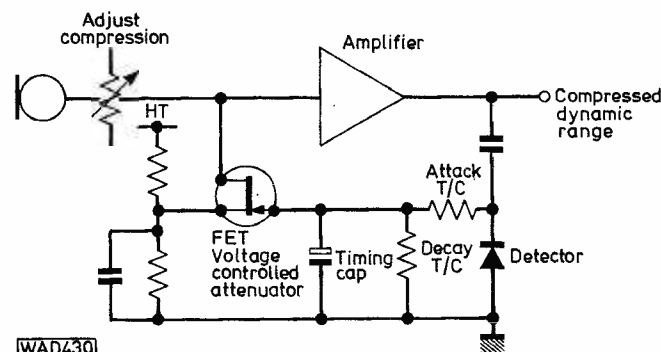


Fig. 4: Using a field-effect transistor as a voltage controlled attenuator in an audio compressor

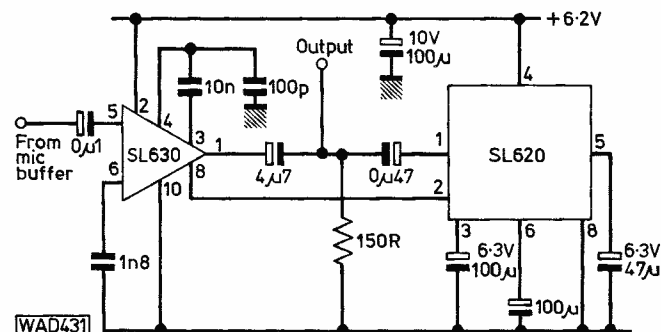
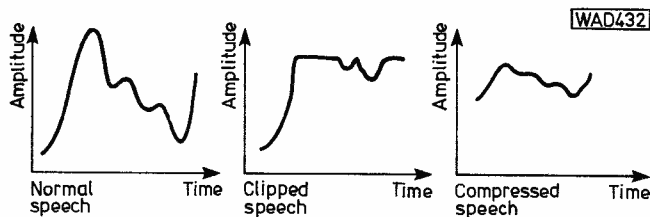


Fig. 5: An audio compressor system with dual a.g.c. time constants, using Plessey SL600 series devices



**Fig. 6: A graphical comparison of Normal (unprocessed), Clipped and Compressed speech**

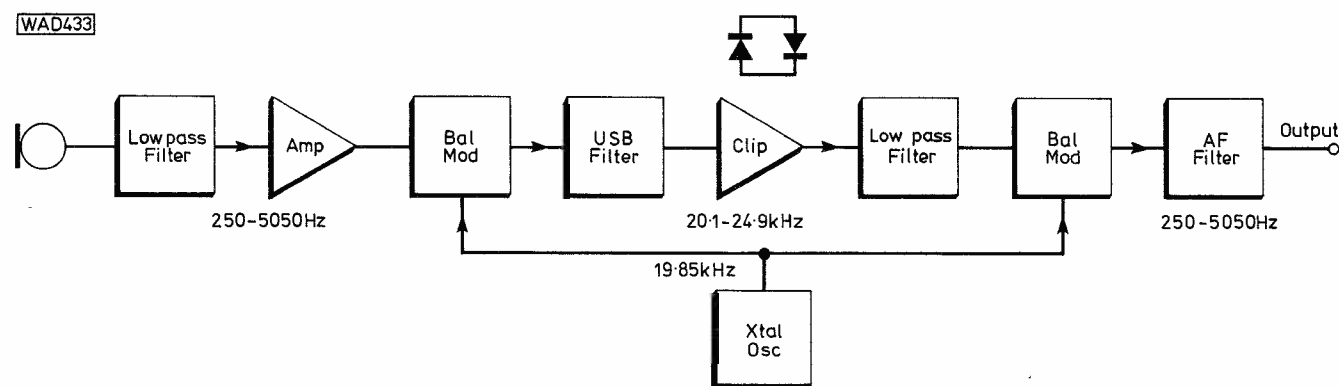
Ideally then, a compressor unit should have a dual a.g.c. system, so that the average level is set with a long time-constant loop and the speech amplitude adjusted with a short time-constant loop. Basic response times are fast attack, slow decay on the slow loop, say 200ms attack and 1 second decay, and 5-20ms attack with 200ms decay for the fast response. The easiest method of

achieving such a system is to use the Plessey SL630 and SL620, and a suitable practical circuit is shown in Fig. 5. This arrangement can be used to improve the communications effectiveness of all modes of speech transmissions.

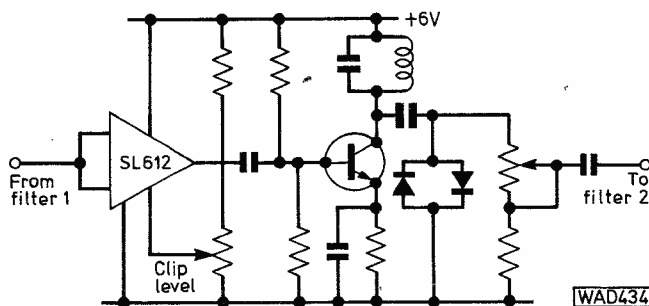
A graphical comparison of clipped and compressed speech is shown in Fig. 6, and apart from the in-band spuri generated by clipping, constant amplitude audio is still as recognisable and as easy to read as unprocessed speech.

The old amplitude-modulated systems suffered much because 100 per cent modulation occurred only sporadically, and the average level of modulation was about 30 per cent. Most long-haul contacts usually existed only by the operator shouting into the microphone, to raise the average level of modulation sufficiently to give solid copy at the other end. This also had the effect of splattering the signal all over the band locally, so that neighbouring amateurs couldn't hear the distant stations. A good compressor would have given the solid copy without the

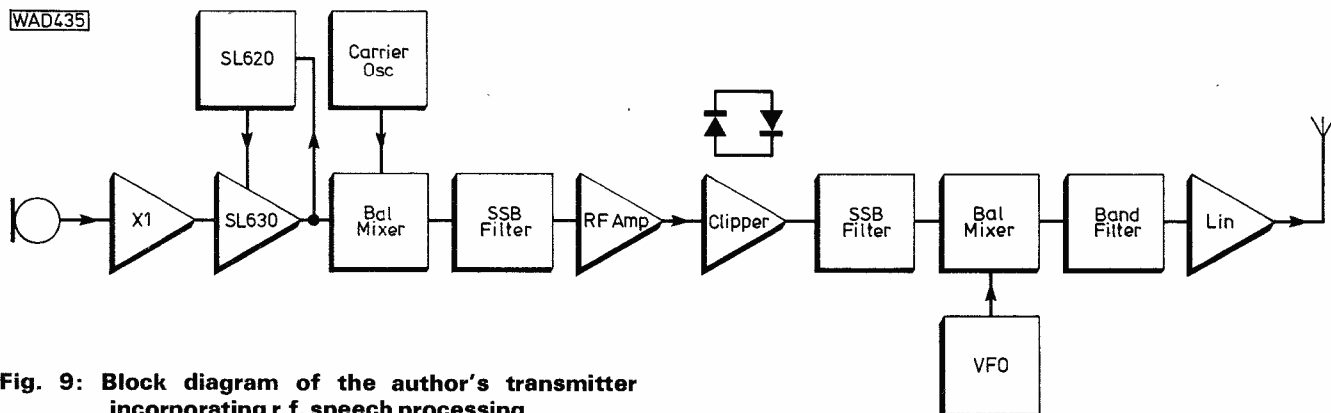
*continued on page 47 ▶▶▶*



**Fig. 7 (above): Block diagram of the Radio Liberty r.f. speech clipper**



**Fig. 8 (left): Part of the circuit diagram of the K6JYO r.f. speech clipper, designed for use with the Collins S-Line transmitter**



**Fig. 9: Block diagram of the author's transmitter incorporating r.f. speech processing**



## PW Questionnaire

In selected copies of our August 1979 issue, a questionnaire card was inserted, seeking information from our readers on what they think of *PW*, and what changes, if any, they would like to see.

Regretfully, for operational reasons, we could not include questionnaires in every copy. In all, 5000 were issued, and readers were invited to estimate how many would be returned by the closing date of 31 August. A small prize was offered for the person coming closest to the correct number.

The number returned was 1128, and the best estimate came from Mr John Slaven (Jr.), Perth, Scotland, who estimated 1127.

Our congratulations to the lucky winner, and our thanks to all readers who gave us their views.

## New Catalogue

Claimed to be Europe's only guide to second user electronic test equipment, Electronic Brokers' new autumn 1979 catalogue lists a wide range of equipment, including hard-to-get-items, and several new products now being marketed by the company.

A procurement service for overseas customers wishing to buy new instruments in the UK, together with details of the company's brokerage service for high value equipment are shown in the 64 page catalogue, which is available free to bona fide companies writing in on their own letterheads. For private individuals, the charge is £1.00, and overseas enquiries—£2.00 to cover postage.

*Electronic Brokers Ltd., 49/53 Pancras Road, London NW1 2QB. Tel: 01-837 7781.*

## RAE Reprint

A reprint of the complete *PW* series—So You Want to Pass the RAE?—including details of the new examination format introduced in 1979, is now available.

Please note that the prices for the RSGB publications mentioned in the reprint have recently been changed. You should check with the RSGB for the latest information.

Order your copy by completing and returning the coupon on page 54.

## RAE Courses

We have details of two RAE courses whose enrolment dates will be passed by the time this issue is published. However, it may be possible for readers living in the area, to join the course after it has started.

The courses are: Bradford, West Yorkshire, RAE course, tutor *Douglas Parker G4DZU* and Morse code course, tutor *David Redman G4IDR*, to be held at the *Joseph Priestly Institute of Further Education*.

Manchester, RAE and Morse code, tutor *A. B. Langfield G3IOA*, to be held at *Openshaw Technical College, Whitworth Street, Openshaw, Manchester 11*.

## Exhibitions

"Internecon UK 1979", to be held between 16 and 18 October at The Metropole, Brighton, Sussex.

"International Business Show", to be held between 23 October and 1 November at The National Exhibition Centre, Birmingham.

## Swansea Goes Stereo

The full stereo programme service of Radio 1/2 and Radio 3 from the BBC's new v.h.f. transmitters at Kilvey Hill, Swansea, started on Friday, 27 July. These programmes will be available to about 90 000 listeners in an area which includes: Swansea, Neath, Port Talbot, Porthcawl, Clydach, Pontardawe, Pontardulais, Gorseinon, Llanelli and Burry Port.

Slant polarisation is being used, to benefit those with v.h.f. portable or v.h.f. car radios. It is recommended, however, that permanent domestic aerials should be fitted with the rods horizontal. Aerials already used to receive Radio Cymru (which has been transmitted from Kilvey Hill since May 1978) should be suitable for receiving the new service also.

Radio 1/2 will be on 89.5MHz with Radio 3 on 91.7MHz and Radio Cymru on 93.9MHz, in the v.h.f. (f.m.) band.

Listeners needing technical advice or information about the new service are invited to contact: *Peter Fear, Engineering Information Officer, BBC, Broadcasting House, Llandaff, Cardiff CP5 2YQ. Tel: (0222) 564888.*

## ME Centre

The National Microprocessor and Electronics Centre, which opened on Tuesday, September 25, featured oscilloscopes as its first three-day "mini-exhibition".

Visitors to the centre will be able to see a wide selection of oscilloscopes—all of which are available within the UK market—collect relevant data, talk to the makers and see the centre's permanent electronic products exhibition.

The ME Centre, as it is known, is situated within the London World Trade Centre, close to the Tower of London. It will be open five days per week throughout the year and, at this stage, it is expected that a three-day "mini-exhibition" will be held every other week. Admission to the centre will be free.

Alongside the permanent and "mini" displays is to be a data bank which will contain details and data on electronic products available within the UK. As this library expands to become fully comprehensive it will be committed to microfilm and visitors will then be able to take away with them Xerox copies of manufacturers' data in a given product area.

The Government, through the Department of Industry, has offered its full support and it is intended that the DoI will encourage overseas buyers and interested trade delegations to call first at the centre to assess the industry at large before selecting companies to contact or visit.

For more information contact: *National Microprocessor and Electronics Centre, London World Trade Centre, London E1 9AA. Tel: 01-488 2400.*

## IBA Sales Service

The Independent Broadcasting Authority have appointed Conrath Consultant Services Ltd. as exclusive engineering marketing consultants and advisers from 1 August 1979.

The firm will be responsible for the negotiation of marketing and know-how agreements covering those broadcast equipment designs, design rights and prototypes which the IBA is willing to sell or licence.

*Independent Broadcasting Authority, 70 Brompton Road, London SW3 1EY. Tel: 01-584 7011.*

## Club News

A new electronics club for young people has recently been started at Margate, Kent, and is called "Thanet Electronics Club".

The organiser, Dr Ken Smith of the University of Kent at Canterbury, views the club as an ideal way of introducing boys and girls to electronics.

A welcome is extended to any young people who may be interested in joining and to more experienced readers who may be able to offer assistance in some capacity.

Thanet Electronics Club meets at 7.30pm on Thursday evenings, at *The Quarter Deck, Margate, Kent*.

## Mullard Data Book

Readers may be interested to know that the 1979/1980 edition of the Mullard Data Book is now available.

As usual, it contains fully-updated abridged data on the company's range of valves, TV picture tubes, semiconductors, integrated circuits, capacitors, resistors, modules, assemblies and loudspeakers used in the consumer electronics industry.

Each product section is separated from the others and is printed on different coloured paper for quick reference. Additional sections cover lists of Mullard technical publications and names and addresses of component stockists.

The book is available at £1 (cash with order, please) from: *The Technical Press Ltd., Freeland, Oxford OX7 2AP*.

## UK Space Link

Colour television news pictures were sent via satellite from Jersey in the Channel Islands to the UK mainland for the first time during the annual general conference of the National Union of Mineworkers, held between 4 and 6 July, 1979 at St Helier.

Independent Television News received coverage of the NUM conference for inclusion in news bulletins through the European Orbital Test Satellite by means of the IBA's transportable "up-link" terminal—the first of its type to be built and used in Europe.

The experimental transmissions are being made with the assistance and permission of the British Post Office and the States of Jersey Telecommunications Board. This is the first time that such a communications link has been established from Jersey.

The IBA experimental transportable station was first demonstrated in September 1978 at the International Broadcasting Convention, when an ITN news bulletin was transmitted via OTS

## Technical Data

RCA Solid State has produced a new technical manual, No. CMS 272, covering characteristics and applications of the company's range of COS/MOS integrated circuits. Included in the manual are characteristics of B-Series COS/MOS circuits, information on designing with COS/MOS circuitry, useful circuits and applications, details on custom large-scale integrated circuits, and an introduction to the RCA COSMAC microprocessor and how it interfaces with memory and input/output circuitry.

Cost of the RCA COS/MOS technical manual in the UK is £2.80 plus VAT and is available from: *RCA Solid State—Europe, Sunbury-on-Thames, Middlesex TW16 7HW. Tel: (09327) 85511*.

Currently available from Mullard Ltd. is a wallchart entitled "Mullard Multi-text".

Measuring 59 x 84cm this new multi-coloured chart gives comprehensive information on the company's wide range of integrated circuits for television text display systems.

Requests for copies should be addressed to: *Department CIH, Mullard Ltd., Mullard House, Torrington Place, London WC1E 7HD*.

## Business News

Continental Specialties Corporation (UK) Ltd. has appointed UK instrument distributor Electroplan Ltd. as a master distributor for selected items from the

CSC ranges of prototyping aids and low-cost logic test equipment.

The latest CSC catalogue is now available free, from: *CSC (UK) Ltd., Shire Hill Industrial Estate, Saffron Walden, Essex CB11 3AQ. Tel: (0799) 21682*.

Swift-Sasco, the recently formed electronic component distribution organisation, has signed an agreement with Sprague, one of the world's largest manufacturers of electronic components, to stock and distribute an extensive range of Sprague capacitors. Products covered by the agreement include solid and wet tantalum capacitor types (including ranges which meet BS9000 specifications), aluminium electrolytic capacitors, and multilayer ceramic devices. For the wet-tantalum devices, Swift-Sasco is the sole UK stockist.

A catalogue is available, for details contact: *Swift-Sasco Ltd., P.O. Box 2000, Gatwick Road, Crawley, Sussex, R10 2RU. Tel: (0293) 28700*.


## New IEEET President

Mr J. M. Ferguson, CBE, FEng, FIEE, FIMechE, FITE, has succeeded Mr J. H. Merriman, CB, OBE, as President of The Institution of Electrical and Electronics Technician Engineers (IEETE).

Formerly, Director of Engineering, GEC Power Engineering Ltd., Mr Ferguson is now an Engineering Consultant; he is a past President of The Institution of Electrical Engineers.

*IEETE, 2 Savoy Hill, London WC2R 0BS. Tel: 01-836 3357*.

from Wembley Conference Centre. This first demonstration won for ITN the Royal Television Society's 1979 International Current Affairs Award for new techniques. In May 1979 the equipment was demonstrated at the International Television Symposium held in Montreux, Switzerland.



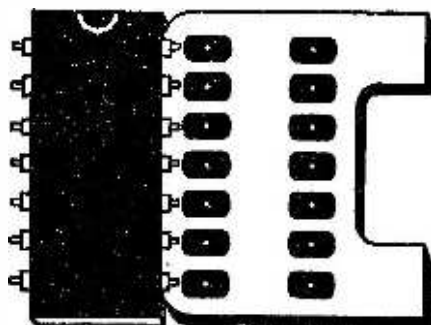
**The trailer-mounted 2.5m antenna used with the IBA's experimental transportable station**

Colour TV pictures can be transmitted from the transportable link to OTS which is stationed 22 300 miles above equatorial Africa and then down again to the Post Office satellite communications earth station at Goonhilly, Cornwall.

The IBA experimental station has been built as a test bed to assist OTS studies and to provide experience in the use of satellite systems for major outside events. If an operational service were to be established, this type of terminal could be used over a wide area of Europe where conventional microwave links could not be readily set up.

The self-contained transmitter is built in a "container" cabin (3m x 2.3m x 2.5m) which can easily be transported on a medium-sized lorry to which a trailer is attached, carrying a 2.5m diameter "dish" aerial.

*Independent Broadcasting Authority, 70 Brompton Road, London SW3 1EY. Tel: 01-584 7011*.



# OF THE MONTH 77

Brian DANCE M.Sc

## THOMSON-CSF TDB0791 POWER OP. AMP.

The conventional integrated circuit operational amplifier is an extremely versatile electronic component, but one of its limitations is that the maximum current it can deliver is typically limited to little more than 10mA. The Thomson-CSF TDB0791 device is rather similar to the well-known 741, except that it can deliver output currents of up to 1.25A peak, 1A mean. It provides a high output-power capability, and is intended for such applications as audio power amplifiers, servo amplifiers and regulated power supplies.

The TDB0791 is thermally and short-circuit protected. If the device is operated in such a way that the internal silicon chip becomes too hot for safety, the output current is automatically reduced so that the power dissipation is kept to a safe value. However, it is never wise to operate a thermally-protected device in such a way that the chip becomes so hot that the thermal protection circuit operates for more than a short time, as the high temperature tends to cause premature failure. The internal short-circuit protection will limit the maximum output current from the device to a safe value and provides protection if the output is accidentally shorted.

### The Case

The TDB0791 is available in various packages. The TDB0791-SP is encapsulated in the rather unusual type of case shown in Fig. 1. This is an 11-pin single-in-line case, since there are 11 pins in a straight line. (Dual-in-line devices are much more common.) The device is fastened to a metal bracket which can be bolted to a metal heat sink so as to keep the temperature of the chip sufficiently low.

The size of the heat sink required depends on the amount of power being dissipated in the device, but will increase with the output current and the applied voltage. The maximum internal dissipation is 15W and the maximum operating voltage  $\pm 15V$ ; damage may occur at applied potentials exceeding  $\pm 18V$ .

### Connections

The connections of the TDB0791-SP are shown in Fig. 1 and a circuit in Fig. 2. It can be seen that the device has the normal non-inverting and inverting inputs; an optional potentiometer may be used for adjusting the mean output voltage so that it is exactly half-way between the  $+15V$  and  $-15V$  supplies. The power supply decoupling capacitors and the frequency compensation capacitors must have short leads and must be connected close to the device pins.

No negative feedback is shown in the Fig. 2 circuit, but normally negative feedback will be used to control the

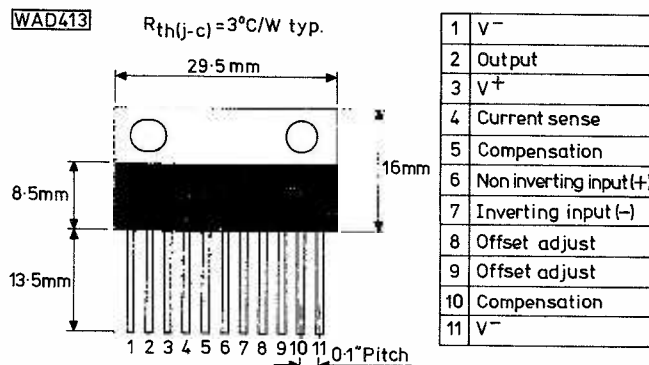


Fig. 1: The TDB0791-SP single-in-line package and connections

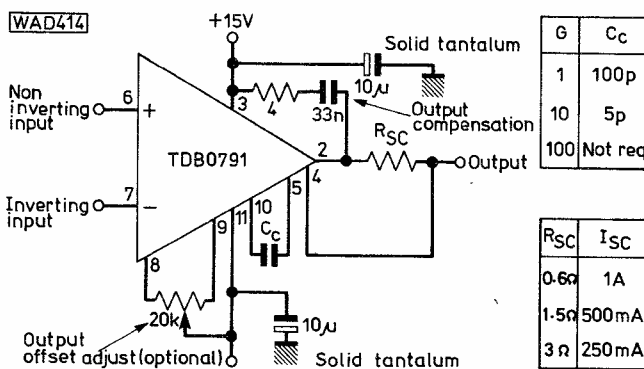
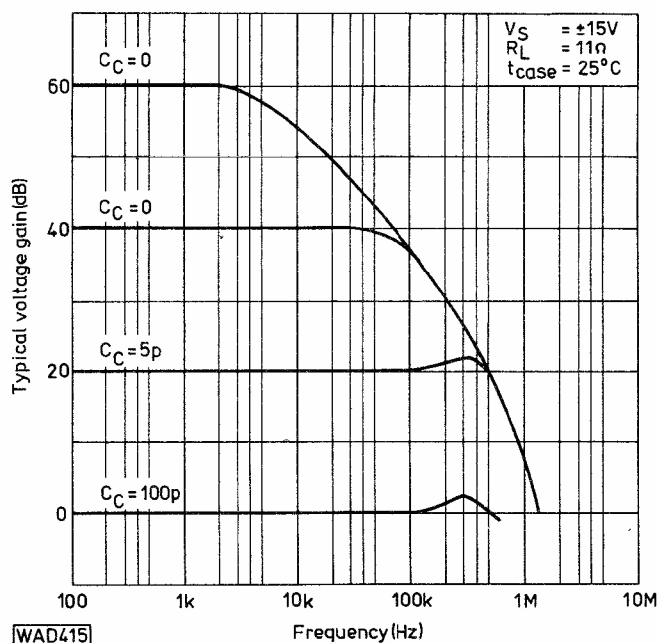


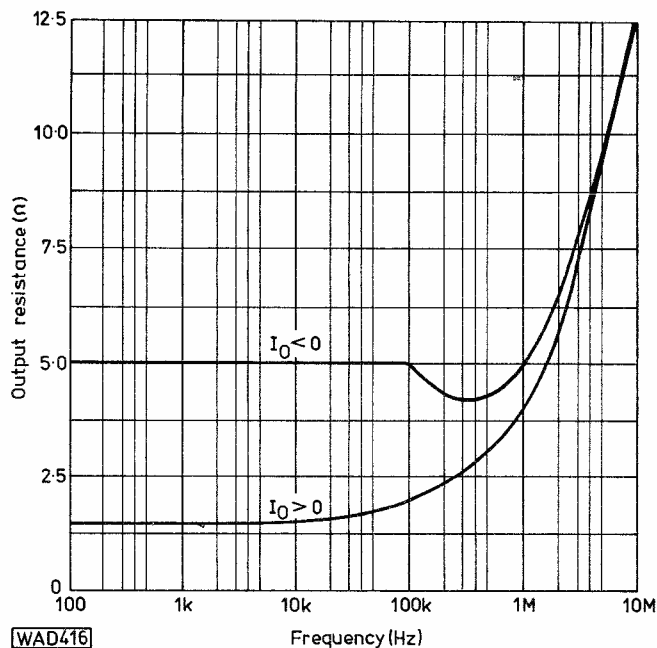
Fig. 2: A basic circuit (without feedback) for the TDB0791-SP

gain and response. The required value of the compensation capacitor  $C_c$  decreases with higher gain as shown in Fig. 2.

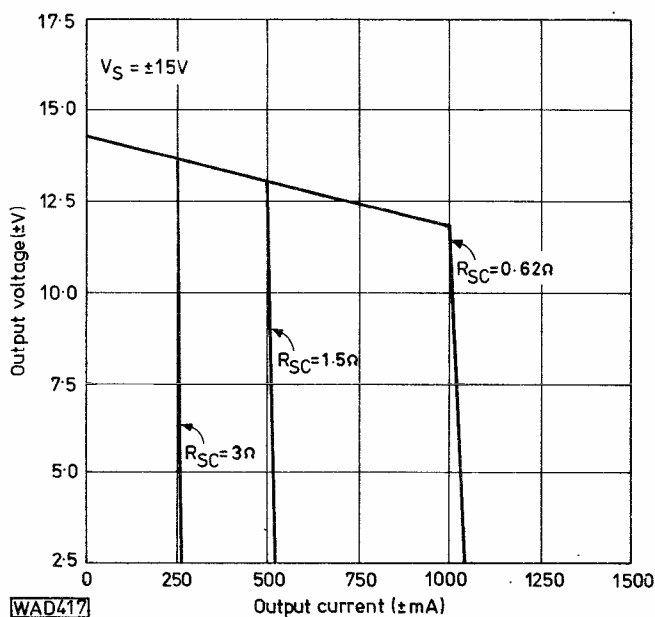
The resistor  $R_{sc}$  is the current sensing resistor, which determines the current which can flow before the current limiting action occurs. If  $R_{sc}$  is 0.6 ohm, a current of 1A will produce a voltage drop of 0.6V across this resistor. This is adequate to start an internal transistor conducting so that the output current is limited. As shown in Fig. 2, the output current is limited at lower values as the value of  $R_{sc}$  is increased. Thus the value of  $R_{sc}$  may be chosen so that the required maximum output current is obtained, but it should not be less than 0.6 ohm, since the device cannot reliably deliver over 1A. The short-circuit current falls with increasing case temperature.



**Fig. 3: Variation of gain with frequency with various amounts of negative feedback**

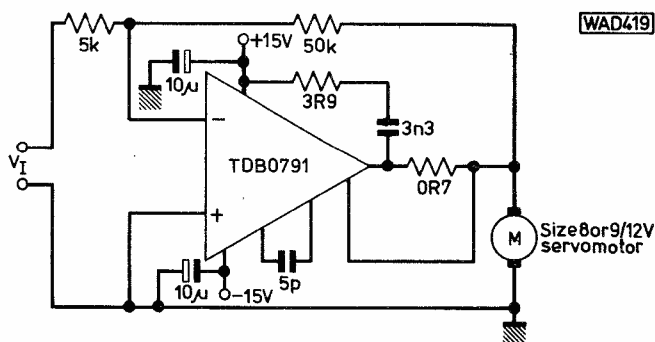


**Fig. 4: Variation of the output resistance with frequency**



**Fig. 5: Maximum output voltage swing at various values of the output current. Note the effect of the value of the current limiting resistor,  $R_{sc}$**

**Fig. 6: A circuit for controlling the speed of a d.c. motor from a steady input voltage**



## Characteristics


The input resistance of the TDB0791 is typically 1 megohm (minimum value 300 kilohm). The gain without feedback is about 20 000 at zero frequency, but falls with frequency to about 150 at 10kHz when  $C_c$  is 5pF. The variation of the gain with frequency when negative feedback is applied is shown in Fig. 3. It can be seen that a voltage gain of 20dB (10 times) can be obtained with a fairly level frequency response up to more than 100kHz, whereas with a gain of 40dB (100 times) the gain commences to fall at frequencies below 100kHz. A gain of 60dB (1000 times) results in a constant gain only up

to about 3kHz. The increase of the output resistance with frequency is shown in Fig. 4 for the case where the output current is greater than zero and for the case where it is less than zero (that is, the current flows into the output pin).

The maximum output voltage swing which can be obtained at various output currents with different values of  $R_{sc}$  is shown in Fig. 5. It can be seen that at small output currents a swing of  $\pm 14V$  (a total of 28V) can be obtained. The quiescent supply current does not exceed 25mA at 25°C.

*continued on page 39▶▶▶*

# SHEER SIMPLICITY



## Developments in Optical Fibre Communications

Margaret McDONAGH

In our January 1979 issue, we carried an article giving some technical information on results of early Post Office experiments with optical fibre transmission. Trials described then have now reached a satisfactory conclusion, and the Post Office is ready to begin the installation of optical fibre cables on traffic-handling routes.

★ Post Office Features & Information Bureau



Jan Harrison, technician at the Post Office's Research Department compares an optical fibre cable with a coaxial cable. Eventually, fibre optic cables will be able to carry 96 000 telephone calls at the same time

*Photo courtesy the Post Office*

Optical fibre transmission is in its comparative infancy—yet its future within the telecommunications system of tomorrow seems assured. The conception of optical fibres is only fifteen years old—and the Post Office's Research and Development Department were quick to seize on the idea that transmission systems using glass fibres to transmit short pulses of light with little distortion and attenuation over long, long distances was feasible.

While most exchange equipment is costly, the largest single expense in any telephone system is the miles of telephone cable. The backbone of today's telephone system and its trunk routes is the coaxial cable, which first came into general use in 1936. While this type of cable has given good service it has two disadvantages—it consumes valuable metallic resources and is relatively "lossy", so that signals need to be boosted by regularly spaced repeaters. This prompted Post Office researchers to look for new and cheaper ways of sending messages, very much in the way it researched satellite communications. One solution lies in optical fibres—hair-thin strands of glass which can carry conversations in the form of light and are light-weight, easy to install, hardwearing, and have so little loss that very few, if any, repeaters are required.

Already it is possible for a single pair of glass fibres to carry 4000 telephone conversations. At present ten or twenty such fibres are being included in a cable that measures only 7mm diameter. Many more fibres could be incorporated if required, without substantially increasing the cable size, so that 100 000 two-way speech circuits could be carried in a cable the thickness of a finger. The same cable could equally well transmit 200 television channels.

### Using Optical Fibres

Fibre optics work like this. At either end of a long hair-thin fibre are connected two terminals, one a transmitter, the other a receiver. The role of the transmitter is to convert electrical signals—that is normal telephone calls—into pulses of light. This light then travels through the glass fibre and into the receiving terminal.

Each fibre consists of a very fine glass rod contained within a glass tube and fused together, with the centre core made of slightly denser glass than the outer. The inner core acts as a light pipe. By shooting a beam of light along this central core the light is trapped by the outer cladding and rebounded back to a point further along the central core—a process known as total internal reflection. This causes a travelling pulse of light to zig-zag down the optic fibre at high speed, until it feeds into the receiving terminal. At the receiving terminal the light is then converted back into conventional electrical signals, capable of being absorbed into the telephone network.



# Britain's Best Breadboard Buy at Breadboard '79

**FREE  
ENTRY TICKET  
WORTH £1.00  
WITH EVERY PURCHASE**

All over Britain, hobbyists are discovering Britain's Best Breadboard Buys. At the London Breadboard exhibition '79 on Stand Nos. F1, F2 and G1, G2, CSC will be exhibiting their full range of breadboards.

Here is your chance to obtain a special ticket for Breadboard '79 worth £1.00 absolutely FREE.

Cut out the coupon below and take it along to one of our listed dealers, and make a purchase of any of our breadboards and receive your special FREE ticket — see you at Breadboard '79.

Take the coupon to any of these main dealers:

## LONDON

Rastra Electronics Ltd., 279-281 King Street, Hammersmith, London W6

Cubegate Ltd., Audio Electronics, 301 Edgware Road, London W2 1BN

Technomatic Ltd., 17 Burnley Road, London NW10 1ED

Precision Instrument Labs., Instrument House, 727 Old Kent Road, London SE15

## MANCHESTER

Shudehill Supply Co., 53 Shudehill, Manchester M4 4AW

## BUCKINGHAMSHIRE

West Hyde Development, Unit 9, Park Street Industrial Estate, Aylesbury, Bucks HP20 1ET

Best Electronics (Slough) Ltd., Unit 4 Farnburn Ave., Slough, Bucks SL1 4XU

## KENT

Lawtronics, 13a High Street, Edenbridge, Kent TN8 5AX

## NEWCASTLE

Aitken Bros., 35 High Bridge, Newcastle upon Tyne

## SCOTLAND

Marshall's, 85 West Regent Street, Glasgow G2

F. Brown & Co., 45 George IV Bridge, Edinburgh EH1 1E3

## LEEDS

Leeds Amateur Radio Club, Cookridge Street, Leeds 1

## HERTFORDSHIRE

BI-PAK, 3 Baldock Street, Ware, Herts.

## CONTINENTAL SPECIALTIES CORPORATION



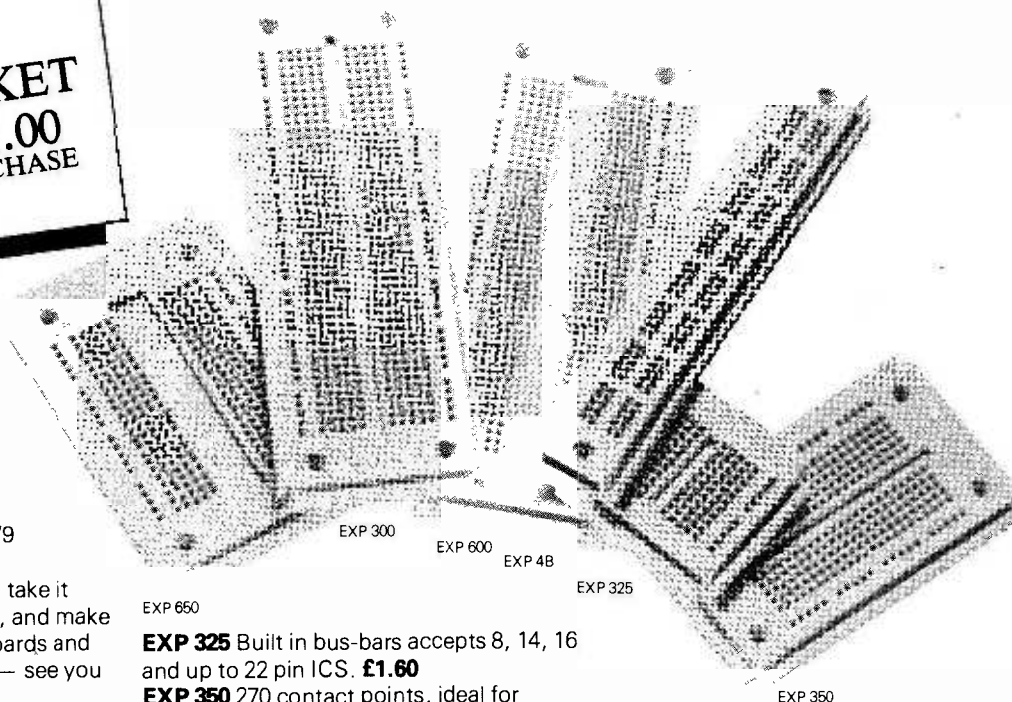
EUROPE, AFRICA, MIDEAST: **CSC UK LTD.**

Shire Hill Industrial Estate Units 1 and 2

Saffron Walden, Essex CB11 3AQ

Telephone: SAFFRON WALDEN (0799) 21682

TLX 817477



EXP 650

**EXP 325** Built in bus-bars accepts 8, 14, 16 and up to 22 pin ICS. **£1.60**

**EXP 350** 270 contact points, ideal for working with up to 3 x 14 pin DIPS. **£3.15**

**EXP 650** For microprocessor chips. **£3.60**

**EXP 4B** An extra 4 bus-bars in one unit. **£2.30**

**EXP 300** The most widely sold breadboard in the UK; for the serious hobbyist. **£5.75**

**EXP 600** 6" centre channel makes this the Microprocessor Breadboard. **£6.30**

**PB6** Professional breadboard in easily assembled kit form. **£9.20**

**PB100** Kit form breadboard recommended for students and educational uses. **£11.80**

The above prices do not include P&P and 15% VAT

## The Experimenter System

### 4 ways to order Experimenter Systems

1. EXP 300PC which includes one item.  
A matchboard pre-drilled PCB — £1.32
2. EXP 302 which includes three items.  
Three 50-sheet scratchboard workpads — £1.68
3. EXP 303 which includes three items.  
Two matchboards and an EXP 300 solderless breadboard — £8.60
4. EXP 304 which includes four items.  
Two matchboards and EXP 300 breadboard and a scratchboard workpad — £9.30

This coupon entitles the holder to a free ticket worth £1.00 to Breadboard '79, with the purchase of any listed breadboards

1. EXP 325 £2.70	Qty. Req'd.	2. EXP 350 £4.46	Qty. Req'd.
3. EXP 650 £5.00	Qty. Req'd.	4. EXP 4B £3.50	Qty. Req'd.
5. EXP 300 £7.76	Qty. Req'd.	6. EXP 600 £8.39	Qty. Req'd.
7. PB6 £11.73	Qty. Req'd.	8. PB 100 £14.72	Qty. Req'd.

### Experimenter System

1. EXP 300PC £2.36	Qty. Req'd.	2. EXP 302 £2.79	Qty. Req'd.
3. EXP 303 £11.04	Qty. Req'd.	4. EXP 304 £11.86	Qty. Req'd.

NAME .....

ADDRESS .....

Boxed prices include P&P and 15% VAT


FREE catalogue tick box ☐  
I enclose cheque/PO for

£ .....

If no dealer in your area contact CSC direct.

**Continental Specialties Corporation, (U.K.) Limited, Dept 6cc,**  
Unit 1, Shire Hill Industrial Estate, Saffron Walden, Essex

# practical WIRELESS QSL CARDS



(Sample sent on receipt of s.a.e.).

For the radio amateur or short wave listener, an attractive card incorporating a world map and the initials of your favourite radio magazine, printed in blue and green.

Your callsign, name and address will be overprinted in black, at the top of the card. The reverse of the card will have the usual form for reception report, etc., and address space.

The cards measure 102 x 152mm (4 x 6in) and are available in the following quantities:

250 off— £6.25

500 off—£10.00

1000 off—£16.00

These prices include VAT and packing and postage to any United Kingdom address. Please send your order with a cheque or postal order for the appropriate amount to: Practical Wireless, Westover House, West Quay Road, Poole, Dorset BH15 1JG, giving full details on the coupon provided, or on plain paper if you do not want to cut your copy of Practical Wireless. Please make your remittance payable to IPC Magazines Ltd.

Please supply:

**250/500/1000\* PW QSL CARDS**

Information to be printed on card (please print):

**Callsign:** .....

**NAME** .....

**ADDRESS** .....

.....

.....


**Post Code** .....

I enclose remittance for £ ..... made payable to  
**IPC MAGAZINES LTD.**

\* Please circle number required.

## SHEER SIMPLICITY Optical Fibre Communications

▶▶▶ continued from page 28



**Post Office researcher, David Heatley shows how the principle of optical fibre communication works. A beam of light zig-zags down the central core of a hair-thin glass rod**

*Photo courtesy the Post Office*

### The Material

In preparing a fibre, great care has to be taken to ensure that the glass is of the purest quality. If it is not, then the light beams pulsing through it will be deflected by alien particles. So pure must the glass in the fibre be, that if formed into a window one kilometre thick, it would be as transparent as a few millimetres of ordinary glass. And it only takes ten grams of pure glass to make one kilometre of fibre.

The breakthrough in optical fibre communication came in 1966 with a paper published by two researchers at Standard Telecommunications Laboratories Ltd. Then, the optical fibres theory was simply that—a theory. It had to be presumed that the chemical purity of glass could be improved by a factor of about one thousand times. And it had to be presumed that solid state lasers, light emitting diodes and optical detecting devices could be developed and that simple fibre termination would be feasible.

At this time, transmission losses in optical fibres were around the 2000dB per kilometre region, and calculations indicated that losses must be reduced to nearer 20dB per kilometre if transmission systems were to be viable. Not only has this target been achieved—it has been exceeded by a considerable margin. Fibre losses well below 1dB/km have already been recorded. With the success of feasibility trials that have been under way since 1977, the Post Office is now ready to go ahead with the world's most comprehensive optical fibre network.

### The Future

Estimated to cost about £8m it will involve 15 routes in England, Scotland and Wales, will use 3500km of fibre, and will start carrying telephone calls in September 1980. The network will give the Post Office experience of optical fibre systems at all stages of installation, commissioning and operation—and will bring communications of the twenty-first century one step nearer reality.

# PRODUCTION LINES


alan martin

## New Cases

Perancea Ltd. announce a new range of instrument cases. The "Pack-Flat" cases, as their name implies, arrive in flat packs for easy storage and can be assembled in seconds. A major feature is the separate aluminium chassis on which the components can be mounted, avoiding unsightly fastenings on the exterior of the case.

Made from "Colorcoat", a textured p.v.c. coated steel, they are supplied in a black grained finish with white front and rear panels. Available in eight stock sizes from 180 x 152 x 80mm up to 307 x 152 x 156mm.

For details of availability in your area, write to: *Perancea Ltd., 131 First Avenue, Bush Hill Park, Enfield, Middlesex.*




## Transistor Tester

Litesold are introducing a new, low priced transistor tester.

The neat and compactly designed instrument will identify and test the condition of the *pn* junctions of most semiconductor devices, the exceptions being f.e.t.s or germanium transistors with a  $V_{be}$  less than 2V, and uses two separate and self-identifying probes.

The coloured l.e.d.s indicate which probe is applied to the cathode side of any *pn* junction and whether the junction is operational, open-circuit or short-circuit. The tester, therefore, indicates whether the transistors are of *pnp* or *nnp* type and identifies the leads.

The transistor tester measures approximately 120 x 60 x 20mm and is powered by an internal PP3 battery.




Priced at £23.90 which includes P&P and VAT, the tester is available from: *Light Soldering Developments Ltd., 97-99 Gloucester Road, Croydon, Surrey. Tel: 01-689 0574.*

## Antennae

Panorama, the London-based antenna specialists have recently introduced two new ranges of antennae for the amateur.

The new PVX series of helical antennae for portables, offer modern styling and economic pricing without sacrificing any of the features of flexibility, ruggedness and performance. The PVX has a parallel copper plated helical element sealed into a smooth sided flexible covering by moulding over the termination with nylon and by bonding on the top cap after the antenna has been trimmed to length. Any resonant frequency within the range 27-500MHz can be supplied and a large variety of terminations are available. The PVX has a nominal impedance of 50 ohms and a typical bandwidth of 10% with a power rating of 25 watts.



Panorama have also introduced a new modular series to their extensive range of vehicle whips and mounting bases for v.h.f. and u.h.f. radio communications. The seven modular units consist of quarter-wave whip, u.h.f. gain whip, v.h.f. high band gain whip, hinge joint, quick-fit boot mount, general purpose mounting and low-profile mounting for v.h.f. use. The whips are stainless steel with moulded-on tip. Exposed metal parts are chrome-plated brass and all mouldings are in dark grey nylon. Coils are moulded over to give mechanical strength, weather protection and a smart appearance.

For literature and details of availability and price contact: *Panorama Antennas Ltd., 73 Wadham Road, London SW15 2LS. Tel: 01-874 5300 and 01-870 5192.*



## **RADIO REPAIR**

by Les Lawry-Johns

Published by Newnes Technical Books

87 pages, 166 × 112mm. Price £1.55

The author gives readers the benefit of his long experience in radio servicing in this very readable little volume. A question-and-answer approach is used to cover receivers stage by stage, and there are special sections on car radios, unit audio equipment, valved radios, curing noisy operation, plus general notes on fault finding, and recommended tools and spares kits.

## **MASTER HI-FI LOUDSPEAKERS AND ENCLOSURES**

by Dave Berriman

Published by Newnes Technical Books

128 pages, 216 × 132mm. Price £2.95

This book is for the reader who wishes to know more about loudspeakers and enclosures—how they work, why they are made as they are, how to choose and how to use the best loudspeaker. Technical knowledge is not necessary, as fundamental theory essential to understanding is explained in a non-mathematical descriptive manner. Crossover networks, room acoustics and fundamentals of sound and hearing are also covered.

## **ELECTRONIC DESIGNER'S HANDBOOK (3rd Edition)**

by K. Hemingway

Published by Business Books

348 pages, 215 × 134mm. Price £12.50 (hard-backed)

The book's sub-title: A practical Guide to Transistor Circuit Design, really sums up its aim. Covering only analogue circuits, it is intended to help a recently qualified electronics engineer or physicist who lacks experience in practical design. Its treatment is therefore at a fairly advanced level, but it is written in a very readable way.

## **BEGINNER'S GUIDE TO TAPE RECORDING**

by I. R. Sinclair

Published by Newnes Technical Books

167 pages, 186 × 120mm. Price £2.95

This book presents the principles and techniques of tape recording in a simple, non-mathematical way. Advice on using tape recorders covers microphones, recording from disc or radio or another tape, plus more advanced techniques such as editing, mixing, multiple tracking, slide synchronisation, movie sound and nature recording. No detailed knowledge of electronics is necessary to make good use of the information provided.

## **TELEVISION INTERFERENCE MANUAL (2nd Edition) by B. Priestley**

Published by the Radio Society of Great Britain

80 pages, 210 × 148mm. Price £1.60 including p&p

A readable and illuminating introduction to solving both the social and technical aspects of this most challenging problem for radio amateurs. The book includes a wealth of reference material.

## **LEARNABOUT . . . MAKING A TRANSISTOR RADIO by G. C. Dobbs**

Published by Ladybird Books

52 pages, 172 × 114mm. Price 30p

Though this particular book has been around for a few years now, we mention it here in response to requests from our readers for a book describing the most basic of constructional projects for a radio receiver. A crystal set, followed by sets using one, two and three transistors are included.

## **INTEGRATED CIRCUITS—How to Make them Work by R. H. Warring**

Published by Lutterworth Press

133 pages, 215 × 132mm. Price £3.95 (hard-backed)

This book provides an introduction to integrated circuits and how to use them in practical circuits. The types of i.c.s covered are: Arrays; Op. Amps; Audio Amplifiers; Complete Radio Circuits; Multivibrators; Voltage Regulators; Electric Motor Speed Controllers; Active Filters; Digital Circuits; Electronic Organs; Miscellaneous. A total of 84 different working circuits are given, providing the experimenter with much food for thought.

## **LEARNABOUT . . . SIMPLE ELECTRONICS**

by Rev George C. Dobbs

Published by Ladybird Books

52 pages, 172 × 114mm. Price 30p

Just the book for a youngster who is always worrying you to build electronic gadgets for him or her, or for one that you want to get interested in such items. Circuits that will flash lights, or make noises, or play tunes are presented in a practical and straightforward fashion, culminating in a simple electronic organ with vibrato.

## **TELECOMMUNICATIONS SYSTEMS FOR TECHNICIANS—1**

by G. L. Danielson and R. S. Walker

Published by Newnes-Butterworths

103 pages, 246 × 184mm. Price £2.95

This volume is intended for use by students at their first level of TEC (Technician Education Council) studies in telecommunications and electronics, and is therefore written with the needs of the beginner in mind. As such it provides an excellent introduction to a wide range of subjects, as can be seen from the list of chapter headings: Transmission of Information; Modulation and Demodulation; Radio Waves and their Uses; The Cathode Ray Tube; Television; Radar; Radio Navigation; Telephony and Telegraphy; Routing a Signal (Telephone Exchange Systems); Transmission of Speech by Landline; Data Communication (including Computers). It should be stressed however that this is a *systems* book, and does not go into the detail of circuits required to achieve the various functions.

*continued on page 75▶▶▶*



# SPECIAL PRODUCT REPORT



# PL-7D FM

## 27 MHz RADIO CONTROL KIT

Radio control of models has become an expensive hobby over the last few years. There are several reasons for this. The radio systems themselves have become very sophisticated, with fully proportional control of several different functions being commonplace. Also, with the increase in illegal Citizens' Band transmissions causing havoc in some areas, the designers of r.c. systems have had to turn to either f.m. techniques, or move into the only other permitted frequency band, at 459MHz.

In the early days of r.c. models the majority of operators built their own radio equipment as well as the model, but lately this has not been the case and it is even possible to get a model aircraft into the air without having to actually build anything yourself.

However, there are several kits produced to enable anyone who has the ability to build a model, to assemble a complete r.c. system. With the ever increasing problems of interference on the 27MHz radio control band any r.c. system should really use f.m. techniques and have as tight a bandwidth as possible.

With this in mind Micron Radio Control have produced a kit for a 27MHz f.m. system. Micron actually make a wide range of kits including both a.m. and f.m. systems together with servos and accessories to match.

We tested the PL-7D f.m. transmitter kit together with the dual bandwidth f.m. receiver and Micron's servo kit.

The components came packed in a plain, stout cardboard box and were sealed in individual polythene bags, one bag for each part of the kit.

The instructions supplied with the kit were in the form of a set of drawings, obviously drawn with the intention of putting the modeller at ease. Two sheets dealt with the transmitter, one each the receiver and servos. A set of notes covered general constructional points and gave some very useful hints, while a separate sheet dealt with setting up procedure. Unfortunately this covered all of the Micron systems and proved to be a little bit confusing.

The drawings appeared rather strange to someone used to the more conventional electronic constructional ones such



as appear in *PW*, but, after a few minutes study, proved to be easily followed. Anyone who has ever built a model would have little or no trouble in following the drawings.

As it seemed to be the key unit in the system, and also looked the most impressive part of the kit, I decided to build the transmitter first. The case was supplied ready bent, but in sections which had to be screwed together using self-tapping screws and two plastic end cheeks. A 'dry' run without screws showed that the bottom pressing, supplied with the nameplate already stuck in place, was about 1mm too high at the front. This was easily remedied by marking off the 1mm strip with a sharp modelling knife and then carefully cutting the strip away using scissors. This then allowed the metal parts to fit snugly into the plastic sides and stick panel. Micron say that this has now been corrected and no trouble should be encountered. Pilot holes were drilled in the plastic sides to take the self-tapping screws and the case assembled. The two open gimbal control sticks were screwed into place together with the meter, on-off switch and the loop for a neck-strap.

The open gimbal sticks, which are made by SLM, come ready assembled and just need screwing to the plastics moulded front panel, making sure that the dust excluding foam sheet is properly positioned before tightening the fixing screws fully.

With the case assembled attention was turned to the electronics. The transmitter has the r.f. section on one p.c.b. with the encoder on a separate, larger board. This could be very useful if, as some people foresee, the authorities allocate another frequency band somewhere around 35MHz to r.c. modellers.

The p.c.b.s supplied were of good quality and proved easy to solder to. The components were also first rate and I particularly liked the very comprehensive way in which the capacitors were identified. Capacitors are probably the most difficult components to identify, different makers having their own ideas on coding. Micron have countered this by providing a sheet giving drawings of each type of capacitor used showing particularly the markings. No problems were



encountered in assembling the r.f. board. Take care that the correct pins are removed from the Toko can and that the insulating enamel is removed from the two coils. I found it easier to fit the heat sink fins onto the BSX61 output transistor before soldering it in place. The two wound coils are fitted with ferrite dust cores which proved impossible to move when it came to setting up. It might be better to remove the cores before assembly, leaving them out until you are ready to tune the transmitter. I found that the only way to move the cores was to apply a clean, hot soldering iron to the core while gently turning it with a small screwdriver. The heat loosens the core allowing it to be unscrewed. The latest kits have these cores specially treated to prevent them sticking in the formers.

The encoder board was very simple, the c.m.o.s. integrated circuit being fitted into a socket when the board is finished. The instruction sheet suggests that you use a stainless steel draining board, if you have one, as an earthed assembly bench when inserting c.m.o.s. devices. This seems a very good idea which should go a long way to eliminating problems of static. The advice given on handling c.m.o.s. devices was sound and clearly put over, and could even be followed by those who think that they are well versed in

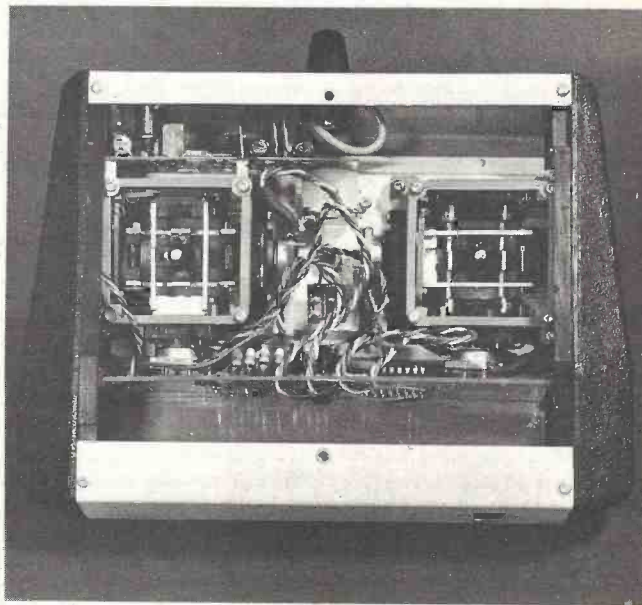
such matters.

The p.c.b.s fitted neatly into the case, with the two NiCad batteries carried in the bottom of the case in a pair of simple nylon cable clips. The aerial, which is centre loaded and telescopic, screws easily into a plastics mount fitted on top of the case. A socket is mounted in the bottom of the case to take a charger socket.

The f.m. receiver and decoder was tackled next. The version supplied was the 20kHz bandwidth which Micron reckon is satisfactory for sport or club flying. A Murata CFK455 filter can be fitted to the same board to reduce the bandwidth to 10kHz allowing up to 32 frequency spots to be used when operated with only f.m. sets alongside. This filter can be fitted at a later date if required, without modifying the p.c.b. and only removing one capacitor. Again, like the transmitter, all the components are easily identified and only the coil and i.f. cans need careful modifying by cutting off certain pins as shown on the plans. One leg of the quad-in-line i.c. has to be removed and the i.c. soldered directly into the board. So long as a hot iron is used with a clean bit no trouble should occur. As with any form of soldering, cleanliness, a hot iron and good quality cored solder is all that is needed, along with the right frame of mind. Remember, he who hesitates is lost!


The decoder is on a matching p.c.b. which comes with a 7-way SLM gold plated connector block already soldered in place. However, the p.c.b. itself was not pre-tinned like the other boards although no trouble was encountered. The decoder i.c. used is a c.m.o.s. device and is soldered directly onto the p.c.b. without a socket. Obviously care must be taken to prevent static electricity building up and killing the device, but otherwise no problems should be met. Care is needed when soldering the interconnecting wires to the

◆◆◆continued on page 36



Above left is the completed Micron f.m. receiver. Two p.c.b.s are used and the crystal can be changed simply. The photo above shows the inside of the completed transmitter without the batteries fitted. The two p.c.b.s which together make up the Tx are shown on the left with the r.f. board above the encoder.

## WHOLE NEW WORLD OF ELECTRONICS



COMPETITION DEVELOPED RADIO  
CONTROL KITS & ACCESSORIES

**LARGE S.A.E.**

LISTS &  
CATALOGUE

### KIT SAMPLES:

MRC 08 AM 8 CHAN TX	£33.60
MRC 02 AM 7 CHAN RX	£13.95
MRC 03 UNIVERSAL SERVO	£10.95
MRC 12 FM 4 CHAN TX	£39.50
MRC 22 AM RF MODULE	£6.40
MRC 23 FM RF MODULE	£6.40
MRC 25 SERVO AMP ONLY	£4.95
MRC 24 CMOS ENCODER	£8.13
MRC 26 STD. STICK UNIT	£5.00
MRC 27 COMP STICK UNIT	£6.95
MRC 18 SERVO TESTER	£3.58
MRC 15 SERVO REVERSER	£1.48
MRC 29 PUNCHED TX CASE	£5.62
MRC 38 CENTRE LOAD AERIAL	£3.30
MRC 37 FAIL SAFE UNIT	£2.56

**micron**

ACCESS  
BARCLAYCARD  
Tel: 0602 395418

Hayworth Road, Sandacre, Nottingham.

## BUYING TIME?

Make sure it's CASIO

New Lithium batteries outlast most solar watches.

From Casio's New Collection comes one of the most  
sophisticated executive watches available today,

### THE 81CS-36B ALARM CHRONOGRAPH

LC Display of hours, minutes, seconds, day;  
And with day, date, month and year perpetual  
automatic calendar.

#### 4-5 YEAR BATTERY

1/100 second chronograph  
to 7 hours.

Net, lap and first & 2nd

place times.

User optional 12 or

24 hour display.

24 hour alarm.

User optional hourly

chime.

Backlight.

Mineral glass.

Stainless steel case.

Water resistant to

100 ft (3 at.)

**£35.95**



**£10.95**

### CASIO F-200

#### Sports chrono

Hours, minutes, seconds,  
am/pm; and with day, date  
and month auto calendar.

1/100 sec chrono to  
1 hour.

Net, lap and 1st & 2nd  
place times.

Resin case and matching  
strap.

Mineral glass.

Water resistant to  
66 ft (2 at.)

Silver oxide battery.  
RRP £17.95

**£15.95**



### CASIO F-8C

#### 3 YEAR BATTERY

8 digit display of hours,  
minutes, seconds and date,  
with day & am/pm.

Auto calendar.

Backlight.

Resin case and

matching strap.

Mineral glass.

Water resistant to

66 ft (2 at.)

RRP £12.95

Real quality and value

for money



### NEW LOWER PRICES

Casio 95QS-31B chronograph **£23.95**

Casio 95CS-31B chronograph **£29.95**

**MELODY 80** Now only **£23.95**

ISN'T IT WORTH PAYING A LITTLE MORE  
FOR QUALITY AND RELIABILITY?

Fully guaranteed for 12 months.

Most CASIO products available from  
stock. Send 25p for illustrated brochures  
and membership of our Christmas Club  
**EXTRA DISCOUNTS** on many items.


Price includes VAT and P & P. Send your  
Company order, cheque, P.O. or phone your  
**ACCESS or BARCLAYCARD** number to:—

**TEMPUS**

Dept. PW, Beaumont Centre, 164-167 East Rd.,  
Cambridge CB1 1DB Tel: 0223 312866

# Sonic

HI-FI DISCOUNT CENTRES



## DISCOUNT SPEAKERS

Imp 8 or 15 as app.  
Guarantees:

**TITAN 5 years**

**FANE LIFETIME**

**OTHERS 1 year**

**ALL PRICES**

**INC. VAT**

Prices correct at 20.7.79

	Rec. Ret. Price	Sonic Price
<b>GENERAL PURPOSE</b>		
5" FANE 801	—	£4.95
8" AF MODEL 80	—	£5.95
8" AF MODEL 83	—	£6.95
8" FANE 80BT DUAL CONE	—	£3.95
10" ELAC 10RM 10 WATTS	—	£2.80

### HI-FI KITS

AF FRI 8" + TWEETER	—	£14.95 pr
FANE MODE ONE 8" + TWEETER	—	£19.99 pr
WHARFEDALE DENTON KIT	£42.41 pr	£30.95 pr
WHARFEDALE SHELTON KIT	£54.32 pr	£38.95 pr
WHARFEDALE LINTON KIT	£75.53 pr	£52.95 pr
WHARFEDALE GLENDALE KIT	£92.78 pr	£65.95 pr

### GROUP/DISCO TYPES

12" TITAN T12/45R	£15.95	£13.95
12" TITAN T12/60R	£23.95	£15.95
12" TITAN T12/100A	£37.95	£23.95
12" CELESTION G12H 30W	£22.48	£14.95
12" CELESTION G12/50 50W	£19.68	£12.95
12" GOODMANS PD	—	£22.95
12" GOODMANS PG	—	£21.95
12" FANE SPECIALIST PA85	£33.81	£22.95
12" FANE SPECIALIST DISCO 80/2	£34.88	£23.95
12" FANE SPECIALIST DISCO 100/2	£37.01	£24.95
12" FANE SPECIALIST GUITAR 80L	£33.81	£22.95
12" FANE SPECIALIST GUITAR 80B/2	£34.88	£23.95
12" FANE CRESCENDO 80	£53.20	£35.95
12" FANE CRESCENDO 80LT	£57.24	£38.95
12" FANE CRESCENDO 12E	£74.50	£49.95
15" TITAN T15/70 70W	£29.95	£20.95
15" TITAN T15/100 100W	£42.95	£29.95
15" FANE SPECIALIST BASS 100	£51.07	£34.95
15" FANE CRES. COLOSSUS 15E 200W	£129.88	£86.95
18" GOODMANS 18P	—	£46.95
18" TITAN T18/100 100W	£53.95	£41.95
18" CELESTION G18/200 std.	£68.88	£48.95
18" FANE CRESCENDO 18E	£122.42	£81.95
18" FANE CRES. COLOSSUS 18E 200W	£138.40	£92.95

### HORN UNITS

CELESTION MH1000 25W	£20.95	£14.95
FANE J44	£8.47	£5.95
FANE J73	£13.79	£8.95
FANE J104	£20.18	£13.95

### CROSSOVERS (FOR ABOVE)

FANE HPX1R OR HPX2R	£4.21	£2.95
---------------------	-------	-------

Mail Orders/Export enquiries to above. Add £1 carr. on  
Hi-Fi spkrs. or kits. Otherwise add £1.25 (12" Spkr).  
£1.50 (15") £2.50 (18")

### SPECIAL OFFER! COLLARO RECORD DECKS

\* 'S' Shaped Arm \* Auto or Manual

\* 1" Turntable \* Ideal for Disco

**£15.95 ea or 2 for £30.**

Carr. £1.00 ea.

Also for personal shoppers only

**AMPS, TTABLES, JINGLE MACHINES,  
DISCO CONSOLES, LIGHTING, CABINETS,  
CREDIT TERMS AVAILABLE** orders **£20**  
over



403 SAUCHIEHALL STREET  
Tel: 041 332 0700

**GLASGOW**


tracks of the two p.c.b.s to avoid melting the insulation where the wires pass through holes in the boards. The two boards fit into the plastics case with a piece of foam sandwiched between them.

The smallest unit is the servo amplifier. Based on the Signetics NE544 i.c. this is built onto a small p.c.b. measuring 20 x 21mm and is unusual in using a d.i.l. socket to carry the i.c. instead of mounting it directly on the board. Although this adds extra weight it does allow for possible servicing of the amplifier unit and also allows all components to be mounted on the one side of the board, unlike some other designs. Construction is simple as, although the board is small the component count is also low, and the p.c.b. pads are large in area. The servo mechanics supplied were very good, the output shaft running in ball bearings and fitted with metal gears. The case is split so as to allow all the parts, including motor and amplifier to be mounted before the case is closed, the amplifier p.c.b. being held in place with a small piece of self-adhesive foam rubber. A gold-plated SLM connector is supplied to match the socket fitted to the receiver.

## Setting Up

The transmitter actually worked first time with no trouble. Tuning proved simple once the two dust cores had been moved. A simple r.f. field strength meter was used for tuning purposes, the two cores being adjusted to give maximum indication on the meter. Micron sell a kit for making a tuning indicator using a multimeter if you have not got a field strength meter. The screened Toko coil has to be adjusted with the r.f. board removed from the case as it is not possible to reach the core through the access hole for the crystal. The Tx tuned very easily and as a check on the functioning of the encoder the output waveform was displayed on an oscilloscope. This checked out all right so the receiver was tuned next.

The instructions were followed and a multimeter hooked up to two 4.7kΩ resistors as shown in the appropriate sketches. Switching on the Rx gave a deflection on the multimeter but, when the Tx was switched on nothing happened. A check on the Rx board showed that I had fitted



**The Micron servo is seen here larger than life. The i.c. is mounted in a socket for easy servicing and simplified construction.**

a transistor the wrong way round so this was removed and checked on the multimeter. It still proved to be a transistor in spite of its ordeal so it was inserted the correct way round and the Rx switched on again. Success, the meter performed in the manner described in the instructions and the Rx was tuned. The only real difficulty was in placing the Tx far enough away from the Rx without taking it outside the workshop.

With the Tx and Rx both tuned correctly the servos were plugged into the appropriate sockets and checked for control movement. This was correct and the system was now reckoned to be set up.


Although the complete system has yet to be installed in a model, it works very well on the bench. The Micron servo is very smooth and quiet in operation with power to spare, while the control sticks are pleasant to use. The Tx is easily converted to a 7-channel version by the addition of a small auxiliary p.c.b. to the encoder unit, no changes being needed to the Rx.

The overall appearance of the various parts of the system is on a par with professionally produced systems—in some instances the Micron system is better looking—no hint being given of home construction when finished.

Micron also provide a servicing and alignment service if needed, either at their specially set up service centre at Barrow-in-Furness or by one of their twenty or so specially appointed specialists listed in the instructions.

Building your own r.c. gear is not only very satisfying, but can also save you a lot of money. The price of a ready built Micron f.m. system is about £40 more than the kit. With four evenings work needed to build the kit this works out at £10 per night, well worth the effort.

**Dick Ganderton.**



**The final result showing the transmitter, receiver and one servo. The outfit looks very professional**

## Prices

PL-7D f.m. 4-channel kit £111.75 inc. VAT.

Rechargeable batteries (three) £18.36.

Micron charger kit £3.58.

Transmitter tune pack £0.92.

Full technical details, circuit diagrams etc. £2.00.

*The PL-7D f.m. kit was kindly supplied by Micron Radio Control, Hayworth Road, Sandiacre, Nottingham. Tel: 0602 395418.*



# NEXT MONTH IN... practical WIRELESS

## extra RADIO DATA supplement

A mine of reference information on building and using radio equipment, for the amateur or broadcast bands enthusiast

## & Special Xmas Offer


An ideal gift for the radio enthusiast, combining multiple time-zone watch, calendar, stopwatch, timer and alarm. With liquid crystal display



Practical Wireless, November 1979

## Radio Control series begins

Radio control of model aircraft, boats and cars is a popular pastime. Our proportional system caters for the needs of most enthusiasts and uses the latest f.m. techniques to achieve superb performance while remaining simple to build. Don't build any other design until you have seen ours





# AERIALS for 160 Metres

## PART 1

J.R.GREEN G3WVR

A number of readers considering building the VMOS Top Band Transmitter, which appeared in the July issue of *PW*, have requested further details of suitable aerial systems for use on the 160 metre band.

The problem on this band is, of course, the very long length of wire required to produce a true quarter-wave-length aerial system, something in the region of 39 metres, or 128 feet. Shorter aerial systems can be tuned to resonance by means of a loading coil, but there will inevitably be some loss of power in the inductor used, and the shorter the aerial, the greater the loss.

## Long-Wire Aerials

Some may have gardens long enough for 128 feet of wire, strung to a convenient tree, or a pole at the end of the garden. However, height is important, and for field days and the like, a kite or (slightly more predictable in behaviour) a balloon may usefully be pressed into service as a practical alternative to a skyhook!

A suggested system is shown in Fig. 1. This may be connected directly to the output socket of the transmitter, or via the shortest practicable length of 50Ω coaxial cable.

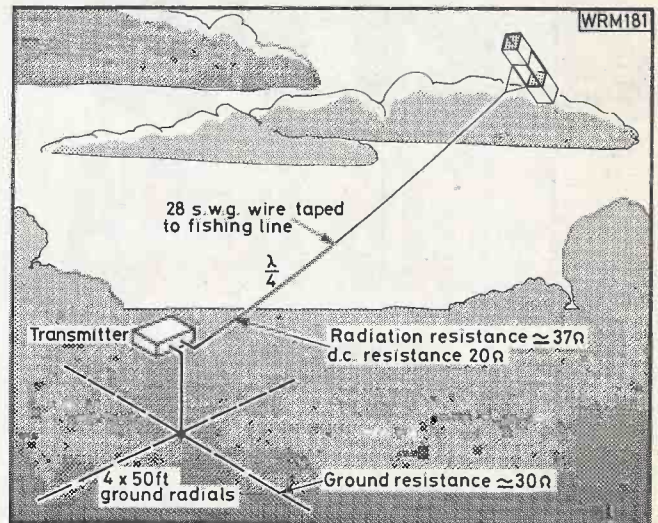


Fig. 1: A kite or balloon-supported, quarter-wave aerial system

## A Tree Aerial

By using an eighth-wavelength aerial, with a loading coil, use can be made of a 60ft tree, as shown in Fig. 2. The aerial should be connected to the tap on the coil which gives the maximum reading on the ammeter.

Using a catapult to erect an aerial can be a hazardous business, and the following procedure should be followed to minimise the risks. (See Fig. 3)

1. Spool out the wire as shown.
2. Make sure that the wire from the weight exits at the top of the catapult pouch.
3. Hold the catapult well away from yourself, and sideways.
4. Turn your head away before firing.
5. Always wear a glove—a thick one!
6. Make sure that there are no people, animals, or property around that could be injured or damaged by a foul shot.

**Remember—catapults are dangerous.**

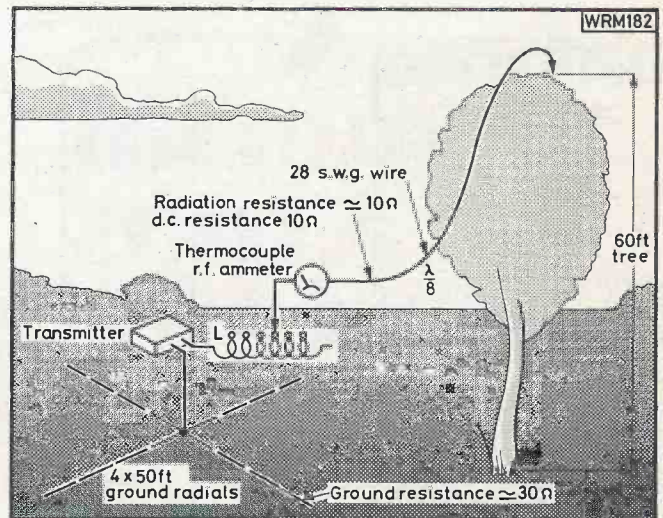
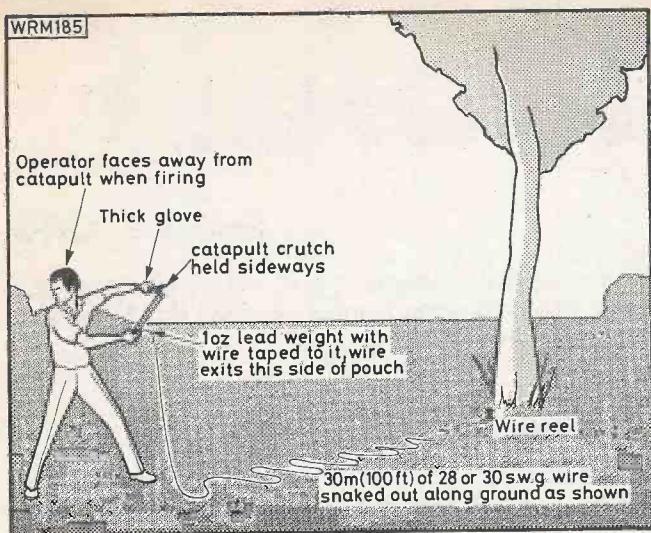


Fig. 2: An eighth-wave aerial system, erected with a catapult and lead weight. Loading coil L is 40 turns of 22 s.w.g. on a 50mm dia. former, tapped every 4 turns

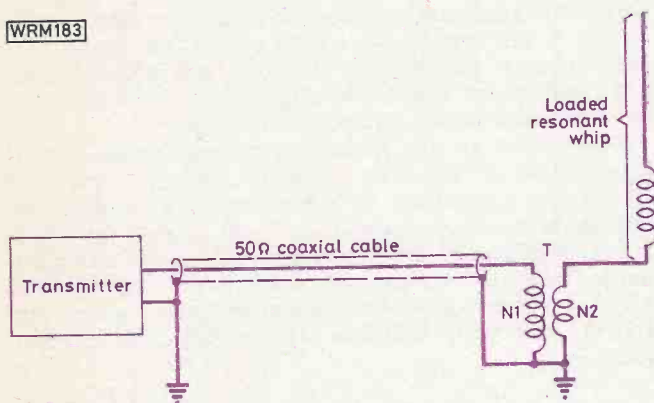


WRM185




**Fig. 3: Erecting an aerial by catapult. The operator should stand about 30m from the trunk of the tree**

WRM183



**Fig. 4: Loaded whip aerial for mobile use. Transformer T is an r.f. matching transformer with step-down ratio  $N_1:N_2$  of around 2:1-3:1 (see Fig. 5)**



WRM184

**Fig. 5: An r.f. matching transformer suitable for use in the loaded whip aerial system of Fig. 4**

## Mobile Whip Aerial

For mobile use, the aerial will be very much less than a quarter wavelength long. A whip aerial, such as shown in Fig. 4, must be accurately tuned to resonance by means of the loading coil at its base, or centre. In other words, its impedance must be real.

The real impedance plus losses should be less than  $50\Omega$ , and a step-down matching transformer will be required, with a turns ratio  $N_1:N_2$  of 2:1 or 3:1. This transformer can be similar to that used for T1 in the VMOS Transmitter, taking the form shown in Fig. 5.

**NEXT MONTH—TOP-LOADED VERTICALS**

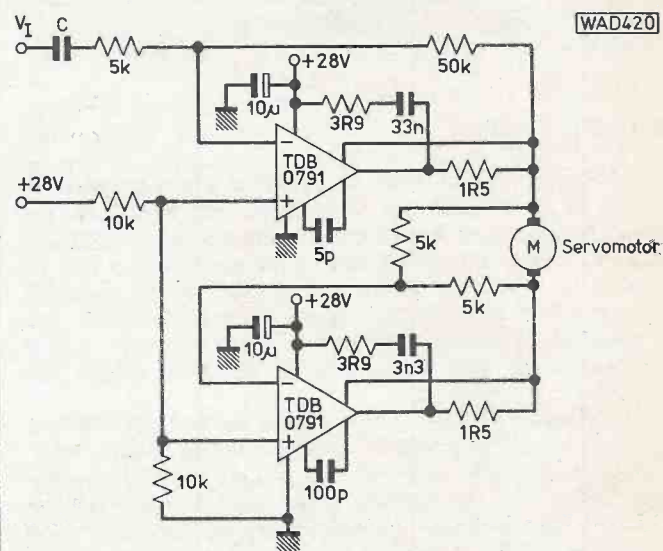
## IC OF THE MONTH

Thomson-CSF TDB0791

▶▶▶ continued from page 27

## Typical Applications

A d.c. servo amplifier for driving a motor is shown in Fig. 6. The feedback resistor values are chosen to provide a gain of about 10 times. An input of 1V will therefore produce about 10V across the motor at a current of up to 1A, the current again being set by the value of the output resistor. The input voltage can thus be used to control the motor speed.



**Fig. 7: A circuit for controlling the speed of an a.c. motor from an alternating input voltage**

The circuit of Fig. 7 employs a pair of TDB0791 operational amplifiers to drive an a.c. motor, the two amplifiers operating in push-pull. The circuit gain is again about 10 times so that a small input signal can be used to produce a much larger voltage across the motor.

In both of the circuits of Figs. 6 and 7, the input current can be quite small compared with the motor current. A steady input voltage is required for the operation of the Fig. 6 circuit, whereas an alternating input voltage is fed to the Fig. 7 circuit. The value of the input capacitor C in this circuit depends on the alternating frequency of the input voltage and should not have too high an impedance at the frequency concerned.

## Availability

The TDB0791-SP is available from Watford Electronics, price £3.50 each plus 30p postage and packing, plus VAT.




# HI-FI GLOSSARY

2

Gordon J. KING

As apparent from last month's instalment, although we are running through the alphabet there are bound to occur related items which are not in alphabetical order. These are indexed, as in Part 1, at the conclusion of this instalment.



## CANTILEVER

This is the part of a pickup cartridge which couples the stylus to the *transducer*, which is usually based on the *electromagnetic* or *piezo-electric* principle. Although fixed at the far end, the stylus end of the cantilever is free to vibrate to follow the modulation pattern in the recorded groove of a gramophone record. These vibrations are coupled through the cantilever to the transducer, which changes them into an equivalent electrical output for coupling to the amplifier.

Top-flight cartridges are designed so that the intrinsic resonances of the cantilever are well tamed. Sadly, resonance modes can and do occur, and they are partly responsible for "*coloration*" and the different quality sounds that different pickup cartridges produce. For example, certain resonance modes can encourage peaks or troughs (sometimes referred to as "*suck-outs*") along the frequency response. The resonance modes can be vertical, lateral or torsional. A great deal of the craft of hi-fi pickup cartridge design lies in minimising these and other resonances. One or two cartridges, notably the Decca magnetic series, avoid the use of the normal type of cantilever (or *stylus arm*) by arranging for the stylus assembly to pass directly through the magnetic circuit.

## CAPSTAN

In essence, this is a very accurately turned spindle which, aided by a *pinch wheel*, transports the magnetic tape of a reel-to-reel or cassette tape machine past the recording/replay and erase heads at a constant speed. Both long- and short-term speed constancy is absolutely essential to avoid *wow* and *flutter* aberrations. Thus, both the accuracy of the spindle and its speed of rotation are of paramount importance. A large mechanical "flywheel" often forms a part of the capstan spindle to help "iron out" speed irregularities by virtue of its inertia. Some of the more recent (and expensive) machines adopt the electronic equivalent to mechanical inertia, which is basically servo-control on the motor, such that more power is turned on when the load increases and less when the load decreases. Another scheme is based on a phase-lock loop circuit, which compares the angular phase of the

capstan against a reference signal, a correction signal then being produced when there is an error which serves to correct the capstan drive motor.

## CAPTURE EFFECT

This refers to f.m. reception. Because the information carried by the carrier-wave causes not the amplitude of the wave to vary, but instead its instantaneous frequency (at a rate depending on the frequency of the information (e.g., sound modulation) and by an amount (*deviation*) depending on the intensity (i.e., *depth of modulation*)), any f.m. receiver can be designed so that it is not at all sensitive to amplitude variations of the carrier-wave (a.m.).

This is achieved by the nature of the f.m. detector (a ratio detector, for example, is particularly insensitive to a.m.) and by the application of amplitude limiting in the receiver's intermediate-frequency (i.f.) stages.

Now, when an f.m. receiver is presented with two or more signals of very close frequency, there is a tendency for an a.m. component to be resolved, but because the receiver is essentially insensitive to a.m. there is very little or no interference. What happens is that the strongest signal "captures" the receiver, and it is this one which is heard. The others are pushed well down in the background and are essentially inaudible. This is called the capture effect.

## CAPTURE RATIO

The degree of rejection of weaker co-channel signals depends on the design of the f.m. detector and amplitude limiting. Some residual f.m. does occur owing to the presence of more than one signal, but this is small, especially when the f.m. detector has a sufficiently wide bandwidth (up to 1MHz is not uncommon). The efficiency of the capture effect is measured in terms of the capture ratio, which is a dB value indicating how much stronger the wanted signal needs to be than the unwanted one for the interference to be 30dB below full modulation output.

State-of-art f.m. tuners and receivers have a capture ratio of a mere 1dB. To achieve similar rejection at a.m. the wanted signal would need to be many more dB stronger than the unwanted one. The capture effect is one of the biggest attributes of the f.m. system of broadcasting. It also works with respect to the components of noise (which is responsible for background "hiss"). Thus, as soon as the aerial signal is greater than the effective input value of the noise signal, the receiver is captured by the signal and the noise is pushed right into the background, ultimately resulting in a signal/noise (S/N) ratio of 70dB or more, weighted.

## CCIR

This is short for *International Radio Consultative Committee* and refers to specified standards of tape equalisation, noise weighting, etc.

# HI-FI GLOSSARY

## CLASSES OF AMPLIFIER

In hi-fi parlance (and elsewhere) the nature of the *power* amplifier is defined as a particular class, and the four in use are:

### Class A

Where the valves or transistors operate on the linear parts of their *transfer (input/output) characteristics*. The devices thus draw a "constant" current from the supply regardless of the amplitude of the signal. This mode of amplification is relatively inefficient and large heat sinks are essential when transistors are used in the power stages.

### Class AB

Basically, this type of power amplifier is biased so that low-amplitude signals are handled by the linear parts of the transfer characteristic, while higher level signals are handled on the positive half-cycles by one of the push-pull output pair and on the negative half-cycles by the other of the pair of valves or transistors. Above a certain signal amplitude, therefore, the current drawn by the amplifier increases with increasing signal amplitude, which makes it a little more efficient than class A.

### Class B

The standing bias of this class of push-pull power amplifier is such that at zero signal the current drawn is theoretically zero. When signal drive is applied, the positive and negative half-cycles are split so that one half of the push-pull stage is driven on positive half-cycles and the other half on negative half-cycles, the signal being reformed as a whole at the loudspeaker. Pure class B implies that the standing or *quiescent current* is zero.

In practice, the push-pull stage is always biased for a small quiescent current (bringing it more towards class AB) to avoid the discontinuity effect on the transfer characteristic at low signal levels. Unless this is done, a disturbance called crossover distortion mars the reproduction (see under Crossover Distortion).

### Class D

This is a "digital" type of amplification which is based on *pulse width modulation*. The analogue signal is first converted to a digital or pulse format, whose mark/space ratio corresponds to the analogue information. The pulses are then caused to switch on and off the power transistors, and because the average current of the pulse chain passed to the loudspeaker corresponds to the encoded analogue information, it is the original analogue signal which operates the loudspeaker after low-pass filtering required for integration and for ridding the output of the high-frequency pulses.

Because the output transistors are either fully on (bottomed) or fully off (cut-off), the efficiency of this class of power amplification is significantly above that of the other classes.

## COMPLIANCES

This term relates to the yielding quality of a material and in hi-fi is commonly used to express the "elasticity" of the suspension of a pickup stylus or loudspeaker cone.

Prior to the system of SI units (*Le Systeme International d'Unites*, or International System of Units), it was expressed in cm deflection per dyne of force. Indeed, it is expressed still in this way in many pickup cartridge specifications. A so-called "compliance unit" is equal to  $10^{-6}$ cm/dyne, which means that for each dyne of applied force a stylus suspension of that compliance value would yield one-millionth of a centimetre. This may seem an incredibly small deflection, but it must be remembered that a dyne force is approximately equivalent to the pull of gravity on *one-thousandth* of a gram at 45 degrees latitude and sea level!

Many hi-fi cartridges have a compliance of 35cu or more (e.g.,  $35 \times 10^{-6}$ cm/dyne) and would thus deflect that number of times more than the above example. Compliance, then, is the reciprocal of stiffness—the higher the compliance value, the softer the suspension.

In SI units the deflection is given in metres and the force in newton (m/N), and as a newton is equal to  $10^5$  dyne and a metre to  $10^2$ cm, a "compliance unit" in SI units resolves to  $10^{-3}$ m/N. Some cartridge specifications have now started to use this expression.

A cartridge stylus, of course, cannot be rigid. It must be free to move to follow the groove modulation "wiggles" without applying too much stress to the groove or calling for a large *tracking force*. A side issue is the *low-frequency resonance* of the pickup system which (in Hz) is equal to  $\frac{1}{2\pi\sqrt{MC}}$ , where C is the compliance of the cartridge in m/N and M the effective mass of the pickup arm in kg. The plan is to arrange these two quantities so that the resonance falls around 10–15Hz. A resonance of lower frequency is in danger of being excited by disc warps and ripples, with a consequent impairment to the tracking. This demands either an arm of very low effective mass or a cartridge of low or moderate compliance.

## CLIPPING

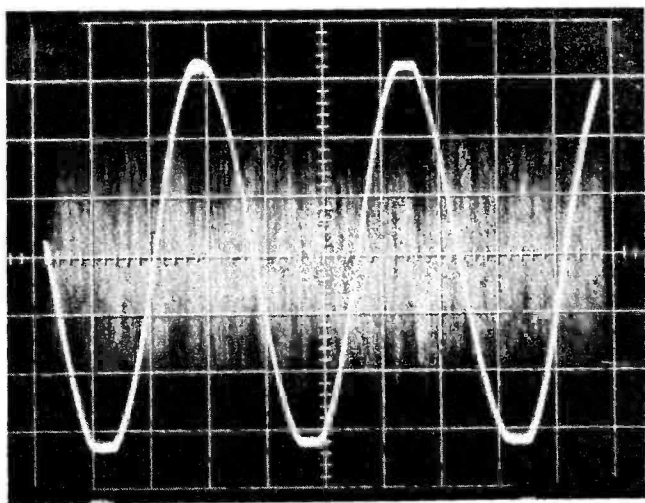
This term is often used to describe a particularly irritating brand of distortion resulting from the peaks of the audio signal being clipped as shown in Fig. 7. This can happen when a low-level or power amplifier is over-driven. That is, when no more output can be obtained by increasing the amplitude of the input signal.

Clipping generates a host of disconcerting harmonic and intermodulation distortion which puts a nasty edge on the reproduction. The trouble often arises when a relatively small power amplifier is driving hard into loudspeakers of low efficiency in an endeavour to raise the in-room sound intensity. The only solution to the problem is to use a more powerful amplifier or loudspeakers of higher efficiency.

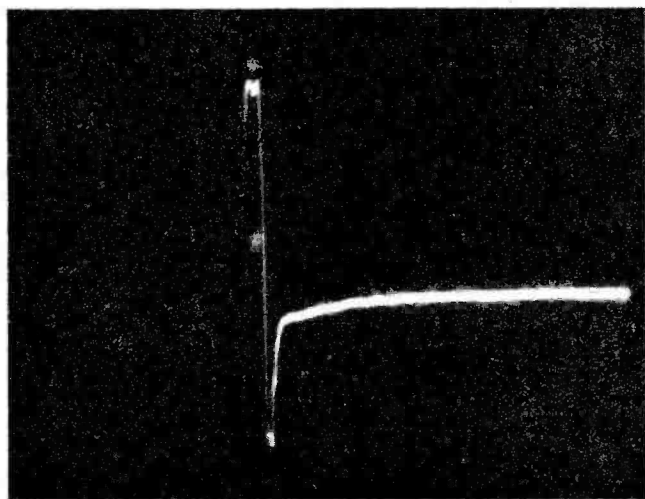
## CROSSOVER DISTORTION

This type of distortion results from the discontinuity at the crossing point of the transfer characteristics of a push-pull class B power amplifier when there is zero or inadequate quiescent current. Fig. 8 shows the discontinuity and an approximation of the type of distortion.

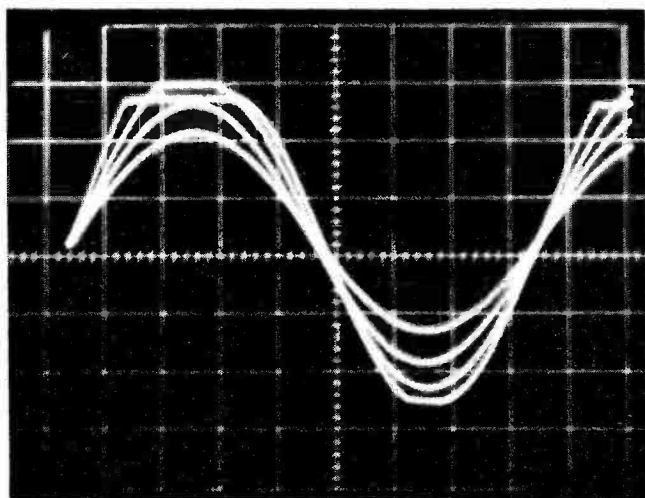
# HI~FI GLOSSARY




(a)




(b)



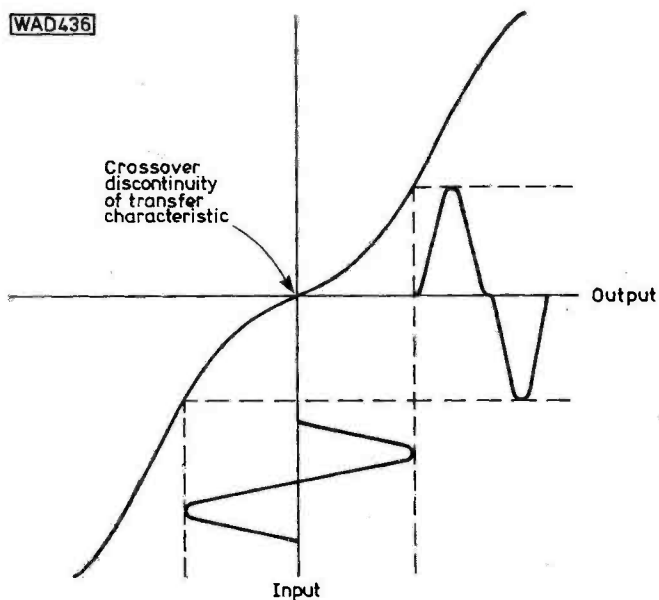
(c)



**Fig. 7: Examples of peak clipping. (a)** Peaks of sine-wave are here clipping at the level indicated while the superimposed noise signal of lower amplitude is free of clipping. **(b)** Very short-duration transient pulse of output amplitude in excess of the output capacity of a power amplifier, showing peak clipping. **(c)** Clipping in the pickup preamplifier as the output is increased. The two lower amplitude waves correspond to inputs of 75 and 100mV and are free of clipping, while the two higher amplitude waves correspond to levels of 125 and 150mV showing the onset of serious clipping. Clipping of this nature in the pickup preamplifier cannot usually be cleared by retarding the volume control. The only solution lies in attenuating the input signal if the pickup output is too high for the pre-amplifier



WAD436



**Fig. 8: Transfer characteristic discontinuity which is responsible for crossover distortion of the nature shown**



# HI-FI GLOSSARY

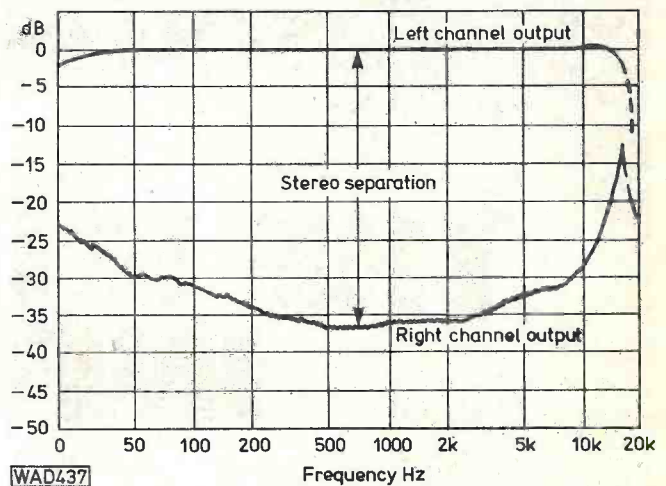
Distortion from this cause is far more apparent at low rather than high reproducing levels. If you feel that your hi-fi is giving this trouble, listen close to the loudspeaker at very low output for a "grating" type of roughness, which diminishes as the volume is advanced. This can often be cleared by turning on more quiescent current by the internal preset(s) provided for this adjustment. Excessive quiescent current, however, will cause over-heating of the heat sinks and may destroy the output transistors. Transistor portable receivers are particularly prone to the trouble as the battery runs down.

## CROSSTALK

The breakthrough of signal from one channel or circuit to another is known as crosstalk. For example, if a hi-fi receiver is switched to tape monitor and in the background can be heard the radio programme, then this is crosstalk between the radio and tape monitor circuits.

Similarly, the effect of breakthrough from one stereo channel to the other (left-to-right and right-to-left) is also crosstalk, though in hi-fi parlance the term *stereo separation* is more commonplace.

Crosstalk is expressed as the dB ratio between the output signal level in the speaking channel and that in the inactive or non-speaking channel. Stereo separation is also expressed in this manner. Crosstalk between circuits in a hi-fi receiver or amplifier should be 50dB or more, maybe falling a little with increasing frequency, while that between stereo channels (stereo separation) should not be much less than 30dB at middle frequencies. Fig. 9 shows the crosstalk over the frequency spectrum between the left and right f.m. stereo channels.



**Fig. 9: Crosstalk or stereo separation between the left and right f.m. stereo channels. Note the reduction in ratio with increasing frequency**

the bass unit (*woofer*) since its natural low-frequency resonance (a function of the suspension compliance and cone mass—see under Compliance) tends to excite overshoot around the 30 to 60Hz mark. For this reason, therefore, the damping factor should hold at a high ratio at very low frequencies as well as at middle and high frequencies.

## Index of Partly Defined Jargon

- CCIR
- Coloration
- Depth of modulation (f.m.)
- Deviation (f.m.)
- Electromagnetic principle
- Low-frequency resonance
- Piezo-electric principle
- Pinch wheel
- Pulse width modulation
- Quiescent current
- SI Units
- Stereo separation
- Stylus arm
- Suck-out
- Tracking force
- Transducer
- Transfer (input/output) characteristic
- Woofer
- Wow and flutter

TO BE CONTINUED



## DAMPING FACTOR


Owing to the negative feedback applied to hi-fi power amplifiers to keep the distortion at a very low value, the output source impedance of the amplifier is of a very low value, sometimes less than 0.1 ohm. The damping factor is the ratio of the impedance of the loudspeaker to that of the amplifier source. Hence with a source impedance of 0.1 ohm and a loudspeaker impedance of 8 ohms, the damping factor would be 80.

The connected loudspeaker thus "sees" the low source impedance which tends by electromagnetic means to damp overshoot of the cones following a sharp, short transient. One of the major overshoot problems is with the cone of



## Ron HAM





**Fig. 2: The 1935 shack of Miss Nell Corry G2YL. All her equipment, including the transmitter on the left, was home-brewed. With this station, she established a world record on 27 October, 1935, by working all continents on 10m in 6 hours and 20 minutes. The log books, QSL cards and Morse key used on this historic occasion are now in the author's collection**

it suits his observational requirements and is free of terrestrial transmissions. For an amateur to make a useful contribution in the field of radio astronomy, he would need a very large aerial system with precise settings both in altitude and azimuth, a low-noise, high-gain receiver, and access to a computer, to extract any meaningful information from the data gathered during his observations. The high installation and running costs of a radio observatory prevent the majority of amateurs setting up such a project.

## Radio Noise

The noise collected by a radio telescope is very similar to that which is generated within the wiring and components which make up the telescope's receiver. Therefore, it is important that this internal noise level is measured before the aerial is connected, so that the incoming waves are positively identified. When thermionic valves were used, a great deal of noise came from the valve itself and the high electrical currents flowing through its associated components. Much of this problem was overcome when transistors replaced valves, because they are far less noisy and require only a fraction of the current to drive them.

## Short-wave Communications

From its birth toward the end of the 19th century, the story of radio has been a fascinating one. Very soon enthusiasts were building receivers, and transmitters, which allowed them to listen to signals travelling around the world, and enabled people from the ends of the earth to converse with each other. We owe a great deal today to those early radio amateurs who pioneered the signal paths around the earth, often when contemporary thinking said it was impossible.

Between the two world wars, great strides were made in opening up the short-wave bands for both communications and broadcasting. This work was exciting because there was much to learn about echoing and rough signals, fading, sudden ionospheric disturbances and sometimes complete and extensive radio blackouts. Scientists were

aware then that the complex rays from the sun caused changes in the ionosphere which, of course, explained why short-wave signal paths via the ionosphere varied between day and night.

## The Research and Experimental Section

The Radio Society of Great Britain, founded in 1913, has always encouraged its members to send reports of their findings to the Society for publication, and in the 1930s they set up a Research and Experimental Section, Fig. 1, which had separate groups and its own columns in the RSGB's monthly journal, the *T & R Bulletin*.

In January 1936, Miss Nell Corry G2YL, became author of the "28 Mc/s Group" report, which she compiled each month from her own 10m work and from information she received from amateurs and short-wave listeners around the world.

Fortunately for posterity, Nell was a very methodical individual and kept daily records of the 28MHz information she received, until early 1940, in a set of four diaries which have survived the passage of time and are now in the author's collection. Analysis of these diaries revealed that over the 4-year period 1936-1939, aurora was reported on 53 days, echoing on signals on 26 days, fadeouts on 140 days and a "hissing" noise on 107 days.

## Solar Radio Noise

It was this "hissing" noise that was the important revelation, and further investigation by the author showed that during 1935, Denis Heightman G6DH, a member of the Research and Experimental Section, heard this strange "hissing" sound above the background noise of his 10m receiver. Denis, an experienced wireless operator, consistently noted that the "hissing" occurred only during daylight hours, and usually preceded a radio disturbance. Very soon he rightly concluded that the "hissing" noise was

### The T. & R. Bulletin.

#### The "Hiss" Phenomenon.

A strange phenomenon, first observed by the writer in late 1935, was the appearance, at irregular times, of a radiation which took the form of a smooth hissing sound, when listened to on a receiver. It was pointed out by G2YL that on the days when hiss was heard that there had frequently been fade-outs or poor conditions on the high frequencies. G2GD has also noted that when the hiss has been received magnetic storms are also reported. On one day the hiss may only last for a few seconds and not be heard again that day. On other occasions it will last as long as five minutes, then disappear and reappear again within a few minutes, repeating the process several times. It invariably starts at a weak strength and gradually builds up to a maximum, then gradually fades away again. The phenomenon apparently originates on the sun, since it has only been heard during daylight, and it has been suggested that it is caused by a stream of particles shot off from the sun during abnormal activity.

May, 1937

**Fig. 3: The final paragraph of Denis Heightman's article in the May 1937 edition of the *T & R Bulletin***

*Reproduced by kind permission of the RSGB*





**Fig. 4: Flares occurring around a sunspot group, photographed by Cmdr Henry Hatfield with his spectrohelioscope on 28 May, 1978**

coming from the sun, and in 1936 he reported his findings to the Editor of *Wireless World* and Professor (later Sir) Edward Appleton. Later, he outlined his observations in a comprehensive article published in the RSGB's *T & R Bulletin*, Fig. 3.

From Nell Corry's diaries and her journal reports, the author found that some 24 other radio amateurs and short wave listeners had heard the "hissing" noise and furthermore it was not limited to 28MHz, because, at midday on 31 July, 1938, Miss Barbara Dunn G6YL heard the hissing noise in the 5m band, confirmed by 2BIL, and Denis Heightman heard it again at 56MHz on 25 June, 1939.

Although amateur radio activity was suspended at the outbreak of war on 3 September, 1939, a few carried on listening, and the "hissing" was heard again during February, March and November, 1940 and March, June and July, 1941. The next known report about solar noise came in February 1942 when British radar receivers, working between 60 and 80MHz, suffered severe interference which contemporary scientists attributed to a large group of sunspots. Also in 1942, American scientists discovered radio noise in the microwave part of the spectrum coming from what is called the "quiet" sun.

Since the war, many radio observatories have studied the sun at a variety of radio frequencies, and it is now known that when sunspots are present (Fig. 4) the sun is said to be "active". Then, depending on the type of activity, solar radio noise will be heard, at varying degrees, between 30 and 300MHz with a peak in the 130-170MHz range.

## Practical Observation

During the mid-1930s, several astronomers gave the 28MHz propagation group information about the sun, derived from their visual observations. With the discovery of the "hissing" noise in 1935, group members showed that they could observe the sun by radio, which was unaffected by overcast skies. The pre-war journals described Heightman's discovery as "The 'Hissing' phenomenon", which we often hear today in the 2m band when the sun is "active".

Through years of concentrated effort by both optical and radio astronomers, we now know that when great eruptions occur on the sun, vast amounts of nuclear waste are ejected, along with streams of particles. These may strike the earth's atmosphere some 20-40 hours later,

disturbing the ionosphere and h.f. communications, or causing an aurora to manifest, with consequent risk of disruption to our v.h.f. signals. Radio provides an early warning of these events, because, when a solar eruption takes place, it emits radio waves which arrive here in 8-3 minutes, sounding like a "whoooooosh", or hissing, above the receiver background noise.

## The Spectrohelioscope

Some years ago, Cmdr Henry Hatfield, Sevenoaks, built a complex optical instrument called a spectrohelioscope, Fig. 5 (see page 934, *PW* April 1978), to study the sun's surface. Henry uses this instrument, when the skies are clear, in conjunction with his 136 and 1296MHz radio telescopes and can often see the active area, such as a flare or filament, within a sunspot group (see page 65, *PW* May, 1978), which is causing the prevailing radio noise.


## Some Spectacular Events

In July 1974, I had an 8-element Yagi directed towards the sun and feeding a 136MHz receiver, another system with a 3-element beam facing north-east on 70MHz, a vertical dipole connected to a set monitoring the R1 TV channel, 49.75MHz, and a long wire aerial feeding the 10m beacon monitor. Suddenly, one morning, a massive solar flare occurred and I heard the noise sweep across the frequencies and get stronger. Being inquisitive, I used the h.f. receiver to follow the noise, and found that it overpowered all signals down to 8MHz for about six minutes and then gradually faded away back up to 136MHz.

Early in August 1972, the static discharges from a local thunderstorm were frequently causing large spikes to be drawn on the chart of my radio telescope. Then, suddenly, a large burst of radio noise from the sun, 93 million miles



**Fig. 5: Cmdr Hatfield adjusting the mirror of his spectrohelioscope which gathers the sun's light and transmits it to a second mirror housed in the building at bottom right. It then passes through an electrically-adjusted lens under the shingle cover (bottom left) to more complicated equipment in his observatory**



**Fig. 6: Two groups of sunspots photographed by Cmdr Henry Hatfield on 7 August, 1975**

away, overpowered the local static from 90 to 200MHz, for some eight minutes. This massive burst was the forerunner of a very big solar storm which occurred two days later, upsetting the ionosphere and creating one of the most extensive auroras for many years, visible as far south as Spain. The effect on v.h.f. was amazing; one amateur told me: "It was like an umbrella, Tone-A signals were coming from all directions."

Although sunspots (Fig. 6) are stationary, they appear to travel across the sun's disc due to its 27-day rotational period. This makes it possible for a very large sunspot group to re-appear for a second and third time, and it's not uncommon for a sunspot to be active when it appears on the east limb and remain so until it turns the corner on the western limb, some 13 days later. A typical example of this was the solar event which began with a few small bursts of radio noise on 6 September, 1974, developed into a severe radio noise storm lasting several days, and ended on the 19th. During the event there were many individual bursts lasting from 1 to 16 minutes, covering from 50-150MHz. All this resulted in an extensive aurora on the 15th and frequent reports by the BBC World Service about ionospheric disturbances affecting their long-distance signal paths.

## The Unexpected

Patience is a dominating factor in solar observation. Many days, and sometimes weeks, can pass by with nothing more than a receiver noise trace on the recording chart. Then, suddenly, there it is—solar noise, and you have the first warning of an aurora or ionospheric disturbance which means DX by Tone-A for the v.h.f. enthusiast, and (most likely) dead bands for the h.f. operator.

Whatever happens, it is important that we amateurs record our observations for posterity just as methodically as our predecessors did, more than forty years ago. ●

## Speech Processing in Amateur Transmitters

▶▶▶ continued from page 23

splatter and might have reduced the television interference potential of the transmitter.

### RF Clipping

In 1970, at the International Broadcasting Convention, Messrs Herrick and Fallis of Radio Liberty described a speech clipper for broadcast use based on the principle of clipping at r.f. rather than a.f. The signal was then converted back to audio and fed to the modulator of the broadcast transmitter in the normal manner. The block diagram of the Radio Liberty clipper is shown in Fig. 7.

The operating principle is that the signal is first frequency tailored to the required speech bandwidth and amplified before being converted to r.f. in a balanced modulator. The resultant double-sideband signal is then passed through an upper-sideband filter and into an r.f. clipper, a low-pass filter is used to remove r.f. harmonics before reconverting the signal to audio again in a balanced modulator. Another a.f. filter is then used and the signal further amplified to increase the signal-to-noise ratio before going into the main transmitter. Clipping levels up to 12dB were used with an overall distortion of less than one per cent.

This type of system has the merit that it can be used with any transmission mode, and is ideal for the user of commercial equipment as no modifications are necessary to the transmitter, because the unit plugs directly into the microphone socket. It must be pointed out though, that amplitude limiting raises the mean power level of a.m. and sideband transmitters, and this puts extra requirements on the power amplifier h.t. supply, and additional supply smoothing might be needed. Commercial r.f. speech processors of this type are available to us, with the Comdel CSP11 and Datong types as classic examples.

### K6JYO Clipper

A circuit diagram by K6JYO appears in *Amateur Radio Techniques* as an add-on unit for the Collins S-Line transmitter. Only part of the full circuit is shown here (Fig. 8), but the r.f. clipper can be seen to be straightforward and has the advantage that the clipping level can be adjusted for operator needs. This circuit follows the sideband filter, and feeds into a second sideband filter to remove harmonics before conversion to the required amateur band in the normal manner.

### Full Speech-Processed Sideband Generator

For optimum r.f. clipping, it is best if the audio dynamic range has already been reduced so that the r.f. clipping level is never excessive. An arrangement which gives the required result is the SL630/SL620 compressor feeding a balanced modulator and sideband filter. This is then followed by an r.f. clipper and second filter. The resultant signal can be converted direct to the required band with a double-balanced mixer and local oscillator. The transmitted signal will be at an almost constant amplitude, and will maintain readability at very low received signal strength.

A block diagram of the transmitter is shown in Fig. 9 and will be the subject of a constructional article in due course. ●



### Solid Valves

Remember valves? How about tetrodes? Well a German company has launched a solid state m.o.s. tetrode and although it looks like many other semiconductors it can work efficiently up to 1000MHz. The market is seen as a replacement/substitute for bipolar devices in u.h.f. tuners. It is claimed to offer improved large-signal characteristics compared to the bipolar transistor, an advantage which reduces cross-modulation problems. The magic number to look for is BF960. It has an 18dB power gain, while noise at 800MHz is typically 2.8dB. Doubtless some of the v.h.f./u.h.f. Ham fraternity will be interested; seems a pity to waste such an excellent device on TV tuners!

### Neutrinocomms

Talking of Hams leads me to think of Citizens' Bands and radio communications generally. It also leads me to a morsel of fascinating news. How about a radio communications system that is unstoppable? Like you can't jam it, or interfere with it, nor do anything at all to it. Perfect reception in any conditions, day or night and in spite of what those damn sunspots are up to. Gather round children, there is just such a system. The only way to prevent communications using this new method is to demolish the transmitter or the receiver.

The difference about this system is that it doesn't send its signals around the earth's surface by reflection from layers in the upper atmosphere. Nor from dishes, microwave links or anything like that. This system simply fires its signals straight through the earth itself, from one side (transmitter) to the other side (wherever the receiver is). It's all made possible by little beasties called neutrinos.

The neutrino is reckoned to be an electrically neutral sub-atomic particle which, say the boffins, has zero mass at rest. Apparently the laws of momentum and energy conservation wouldn't work out properly in theory. So someone "invented" or postulated the neutrino and so the theory was satisfied. Then someone found one of the darned things. The idea in communications is to fire these poor neutrinos at such enormous velocities that they simply

whizz straight through the earth itself and out the other side where they are detected. To use them for communications, one modulates the neutrino beam. Before any Hams who have already secured two or three £1000 stations and are looking to buy something different, I should add that the sort of equipment needed to get neutrinos going at the speeds required are things like atom smashing machines, proton accelerators, etc. Need I add that it is the Military who are examining the scheme so far. One use is for super-reliable contact with submarines no matter where they are. You cannot "receive" neutrinos, you can only detect them when they strike neutrons or protons in water. The latest information is that the experts reckon to try an atom smashing machine that has a 400 billion electronvolt capability. I suppose if they kept shoving that sort of power through the same piece of the earth, they might eventually bore a hole. Then they could poke a long telephone wire through and have a direct line.

### Displays

Light-emitting diodes, bargraphs and 5 x 7 arrays have been with us for some time now, but I was pleased to see that one company has an old product but in a very new package, and this could prove quite useful. They've made a range of 5 x 7 i.e.d. arrays and these are available in red, yellow, orange or green. The nice thing about them is that they are so packaged that you can butt up the arrays in both horizontal and vertical directions to form larger and larger arrays. While the length/breadth construction allows this, underneath, the devices have a "standard" 0.1in pitch d.i.l. spacing of the connecting pins and so they can be plugged in directly to d.i.l. sockets or p.c.b.s without any problems. Some 2mA will drive the i.e.d.s although they are rather dim, and 10mA is a more normal drive current. One might envisage stacking these units together to form a large, flat cathode ray tube to give rough patterns for certain types of measurements. Or for displays in newscaster type readouts. Before you reach for your purse to get some (as I did) the company is mumbling things about only being \$5.75 in lots of 1000.

### Sunshine


It seems that some companies in the US have really taken the energy crisis seriously. I hear of one such outfit that's making solar cells and disguising them as roofing shingles. A batch of 52 were made up and sent to the Jet Propulsion Laboratory in Pasadena for testing. A spokesman is on record as claiming that just 19 silicon solar cells were carefully bonded to each of the 52 "shingles". The results to date indicate a power of 98 watts per square metre. One or two nice figures have also been bandied about in connection with this exercise. One is that, hopefully, the solar power costs will sink to about \$1 per watt by the year 1985—not too long ahead. Less than 2000 of these "shingles" would, in theory, supply the average South Western US home with 90 per cent of its electricity—free. Definitely a shining example in conservation, but there's more to come.

### Bubbles

I've actually seen one; well, a photograph, anyway. Your actual bubble memory—and very impressive it is, too. This harmless looking device is housed in a 20-pin dual-in-line package and seems to be a rather broad i.c. The package size is just 30 x 30mm and it's a 0.25 million bit memory. This is important because a strong possibility for bubble memories, if they can achieve a large enough storage capacity, is to replace disks in computer memory systems. The bubble memory has the enormous advantage that there are no moving parts. Rumours continue to circulate that the mighty IBM is currently developing a 4 million bit bubble memory device. Taking things a stage further, perhaps plug-in bubble memories will be used instead of cassettes for things like audio and/or video recording.

*Ginsberg*





# MW/LW LOOP AERIALS

Charles MOLLOY G8BUS

J81 F

It has been said that more broadcasting takes place on the medium waves than on all of the short wave bands put together. There are literally thousands of stations throughout the world operating on frequencies between 535kHz and 1605kHz. The latest counts reveal over 4000 in the United States alone! Inevitably this means frequency sharing, with many simultaneous broadcasts on a single channel, and the problem confronting the m.w. DXer is; how do I deal with co-channel interference?

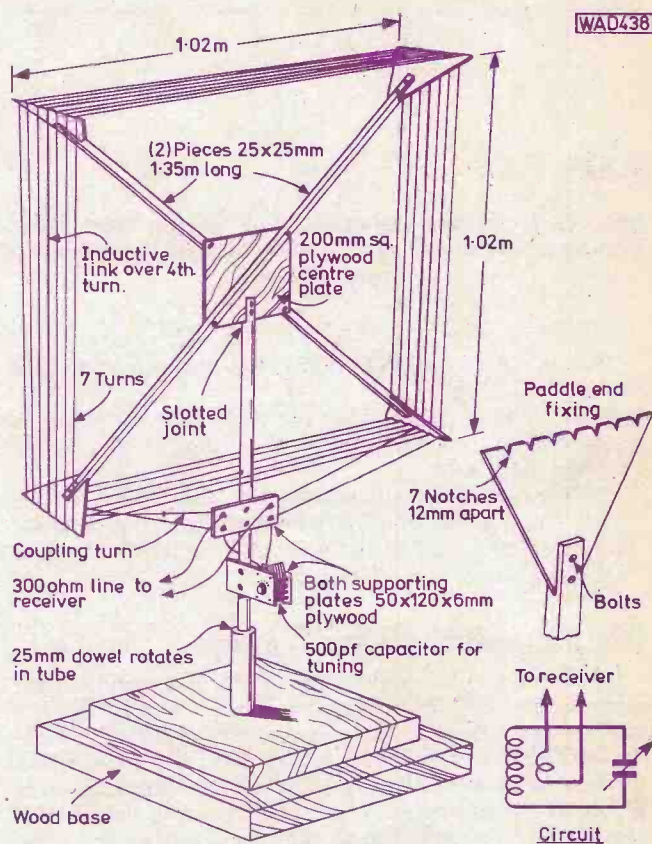
The receiver cannot do it. Selectivity is the ability to select stations that are on different frequencies, so the problem does seem insoluble. Often it is. If, however, two stations on the same frequency lie in different directions from the DXer's QTH, it ought to be possible to separate them with a directional aerial. The internal ferrite rod aerial used in portable receivers is directional. Tune round the medium waves after dark until you come across two stations jumbled up together. Rotate the receiver about its vertical axis and you may find that you can listen to one station on its own with the receiver in one position and to the other station alone, with the receiver in another position. It is quite a fascinating exercise; anyone interested in "local radio" DXing should try it.

A ferrite rod aerial does not pick up enough signal to satisfy the m.w. DXer, so the m.w. loop has been developed (Fig. 1). It has a pick-up somewhere between that of a long wire and a ferrite rod aerial.

## How does it Work?

Imagine a single-turn loop placed vertically so that its plane is broadside-on to an incoming signal. The wavefront will strike both vertical wires simultaneously, and equal, in-phase voltages will be induced in them, i.e. when the top of one vertical wire is positive then the top of the other will also be positive (Fig. 2). These two voltages are in opposition! Trace the path round the loop and you will find  $- + + -$ , so the net voltage applied to a receiver would be zero. This is the position of minimum pick-up, the null.

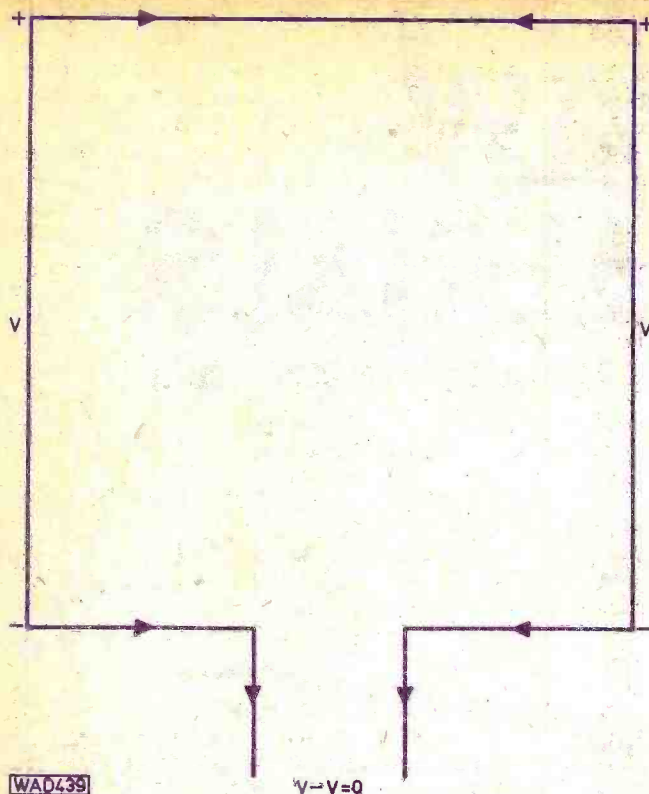
Now turn the loop through 90 degrees, so that the two vertical wires are in-line with the transmitter. The wavefront will strike the nearer of the two verticals before it reaches the second. There will be a phase difference; unequal voltages (at any instant) will appear across the two verticals and the difference between them is signal available to be applied to the receiver. This is the position of maximum pick-up.



**Fig. 1: Constructional details of the standard "40 inch" box loop for medium wave use, with corresponding theoretical circuit**

A loop follows a cosine law.  $V = V_{\max} \cos \theta$  where  $\theta$  = the angle between the direction of maximum pick-up and the direction the loop is actually pointing.  $V$  equals the signal pick-up from that direction. It is easy to plot a curve called a figure-of-eight (Fig. 3) using this formula. The loop is at the centre of the figure-of-eight and the distance from it to the curve is proportional to the signal pick-up in that direction.





WAD439

**Fig. 2: Voltages induced in a single-turn loop, broadside-on to the transmitter, cancel to produce a null output**

From this figure-of-eight polar diagram, two important features of a loop emerge:

- The null is sharp while the maximum is broad. A loop is used to null-out QRM. It is the null that matters, not the maximum.
- There are two nulls spaced 180 degrees apart. The loop will not null-out QRM coming from the opposite direction to the DX. It will null-out both of them together, which is not very helpful.

## The Standard "40 inch" Loop

DXers in the UK have, after a lot of experimenting, produced the "40 inch" box loop shown in Fig. 1. It is a compromise between convenience and electrical performance. There are **two** windings. The main winding consists of seven turns, the two ends going to the tuning capacitor to form a tuned circuit. The second winding, which is a single turn, is wound next to the centre turn of the main winding and it picks up signal from the main winding by induction. This signal is then led off to the receiver.

The wire used for both windings is 22 s.w.g. single-conductor, plastic-covered copper wire known as hook-up or connecting wire and approximately 34m of it is required. It is desirable to use balanced feeder to connect the coupling winding to the receiver. My preference is for 300 ohm flat twin feeder, but plastic-covered lighting flex will do instead. The feeder is connected to the dipole (A, A1) terminals at the receiver, or to the Aerial and Earth sockets if there is no dipole input. The feeder goes direct to the receiver and **NOT** via an aerial tuning unit (a.t.u.).

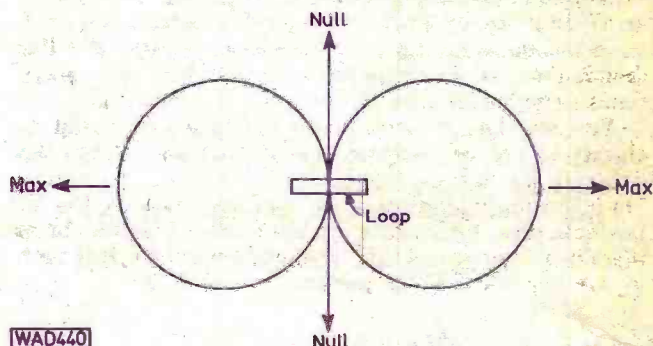
A loop is easy to use. Tune the receiver to the wanted station. Peak it up with the loop tuning control. Rotate the loop until you get the best results. A loop can be used to reduce static (atmospherics) if it is coming from a single

direction e.g. from the south during the summer. Rotate the loop until the static is reduced or it disappears. Similarly with sideband splatter. Peak the loop onto the desired station and rotate the loop until the splatter is reduced. Overloading in the early stages of a receiver is often prevented when a loop is used, giving rise to the unlikely but accurate claim that a loop will sometimes improve audio quality.

## Problems with Loops

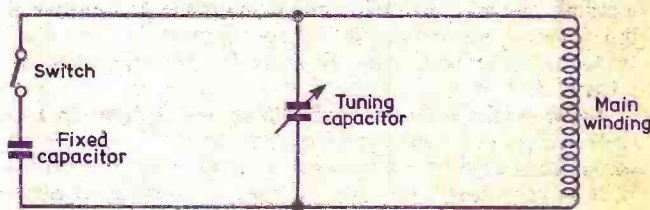
A number of *PW* readers have highlighted problems encountered while building or using a loop. The most usual is that the loop will not tune across the entire band. For example, it may only cover 540kHz to 1450kHz. If so, then you will have to reduce the number of turns, so remove one complete turn. If you remove only part of a turn you will affect the null. The loop, which now has six turns, may cover 600kHz to 1650kHz. You need more capacitance. Try a 220pF fixed capacitor in parallel with the tuning capacitor, but you will have to fit a switch and cover the band in two steps Fig. 4. The number of turns affects the h.f. end of the range. If the loop tunes too high then more turns are needed. If it does not tune high enough in frequency then fewer turns are needed. The capacitance affects the l.f. end. Too low a frequency, too much capacitance. Not low enough, too little. Adjust the h.f. end first and then the l.f. end.

It is not always possible to obtain a 500pF variable capacitor so use the nearest value you can get hold of. A twin-gang 330pF (per section) with the two sections in parallel i.e. both sets of moving vanes joined together and also the two sets of fixed joined to each other, gives a total of 660pF which should cover the band easily. Similarly, a 330pF variable with a 220pF fixed in parallel via a switch, will cover the band in two steps.



WAD440

**Fig. 3: The "figure-of-eight" polar response pattern of a loop aerial**



WAD441

**Fig. 4: Adding a switchable fixed capacitor allows a wider band to be covered in two ranges**



## What Type of Wire?

The type of wire for the windings is determined mainly by its mechanical properties. If the wire is too thin then it will break easily. If it is stranded then it may not be rigid enough. Too thick and a lot of force is needed to tension it. If it is made of steel it will be too springy (I have tried it with plastic-covered garden wire). Use the wire specified if you can get it. If not, use what is available.

## Feeder

Some DXers use coaxial cable to join the loop to the receiver, which is a pity. You do not want the feeder to act as an aerial and pick up the station that is being nulled out by the loop. With balanced feeder the signal picked up by each of the two wires will be equal in value and will pass through the receiver in opposite directions (from A to A1 and from A1 to A). Since they are equal they will cancel out and the net pick-up will be zero. When using coaxial cable, which is unbalanced, the screen will pick up more than the inner wire because the latter is screened. This may not matter too much if the receiver does not have a balanced input, but where dipole terminals are available, use balanced feeder.

## Size

One of the most frequent questions is: "Can I use a different size loop?"

Yes you can. The pick-up of a loop depends on two factors: the number of turns and the area enclosed by them. As the turns are in series, the voltage developed across each will add up, so clearly the more turns the greater the pick up. You can compare two loops by using the formula  $At$  ( $A$  times  $t$ ). The "40 inch" loop with 7 turns gives  $A = 1.04\text{m}^2$  and  $t = 7$  so  $At = 7.28$ . A "20 inch" loop with 13 turns gives  $A = 0.26\text{m}^2$  and  $t = 13$  so in this case  $At = 3.38$ . The "40 inch" has more than double the pick-up of the "20 inch";  $7.28 \div 3.38 = 2.15$  times, to be exact.

You will find that large loops pick up more but are clumsy to use. Small loops are more convenient but they deliver a lot less. The "40 inch" is a good compromise, but if it is too large then try a "20 inch". Reader Bob Bell has developed a "20 inch" box loop with 13 turns for the main winding and a single turn for the coupler. It is tuned in two ranges with a total capacitance of 750pF.

## Shape

Any shape that is symmetrical will do—round, rectangular, diamond or even triangular. A triangle with a short base and a high apex is used by some DXers in the United States, where it is known as the Wedge or Delta loop. The diamond is used by a few enthusiasts and where the main winding has all the turns in the same plane it is known as the Spiral Loop, which is the type I use (Fig. 5). Each turn is of a different size of course. In theory you will get a better null if the turns are all in the same plane, compared with the box winding used in the standard loop. In fact, the effect is very small with the standard loop, but it can be significant with loops that have a large number of turns.

It is very easy to knock up a spiral loop. Two pieces of wood, some tacks to hold the windings in place, 31m of wire, a tuning capacitor and there you are. It is a lot more difficult to make a good job of a spiral loop and I would hesitate before making another one.

## Long Wave Loop

You can get a m.w. loop to work on the long waves by inserting a loading inductor in series with the main winding. I use a Repanco High Q Choke type CH1 which has an inductance of 2.5mH but any value between 2.5mH and 5mH will do. Unsolder one of the loop wires from the tuning capacitor and join it to one side of the inductor. Join the other side of the inductor to the vacated tag on the tuning capacitor.

Alternatively, you can extend the range of a loop by adding parallel fixed capacitance across the tuning capacitor, but the values required are so large (2200pF to reach 300kHz and 7000pF for 150kHz) that the tuning capacitor no longer functions. This will not matter, though, if you only want to listen to a single station, and this method is employed by Arthur Tate in the Shetlands, who endeavours to get better reception on 200kHz this way.

If you want to wind a special long wave loop then approx.  $3\frac{1}{2}$  times the number of turns (25–28 for a "40 inch") are needed, but this loop will pick up  $3\frac{1}{2}$  times the signal of a m.w. loop with loading coil, which may justify the effort in building it.

## Tilting

This is not a medieval past-time! It is a method of increasing the depth of the null when the wavefront is twisted or rotated. It is popular with DXers in the United States, who have a lot of locally-produced QRM to deal with. When a station is being nulled out, the loop will be broadside-on to the incoming signal. If you pick up the loop and tilt it towards, or away from the station, at the same time holding the null position, you may get a deeper

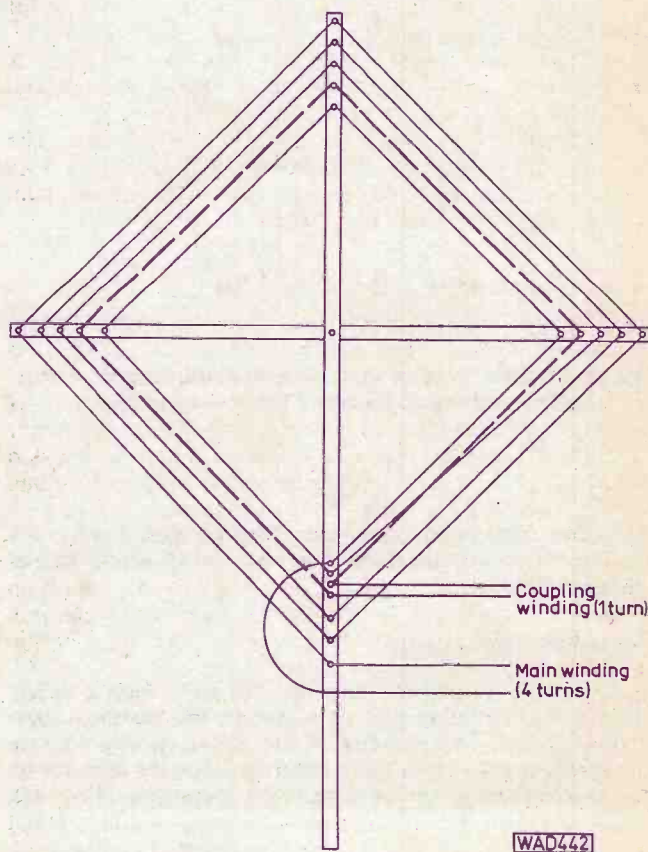


Fig. 5: Arrangement of a spiral loop



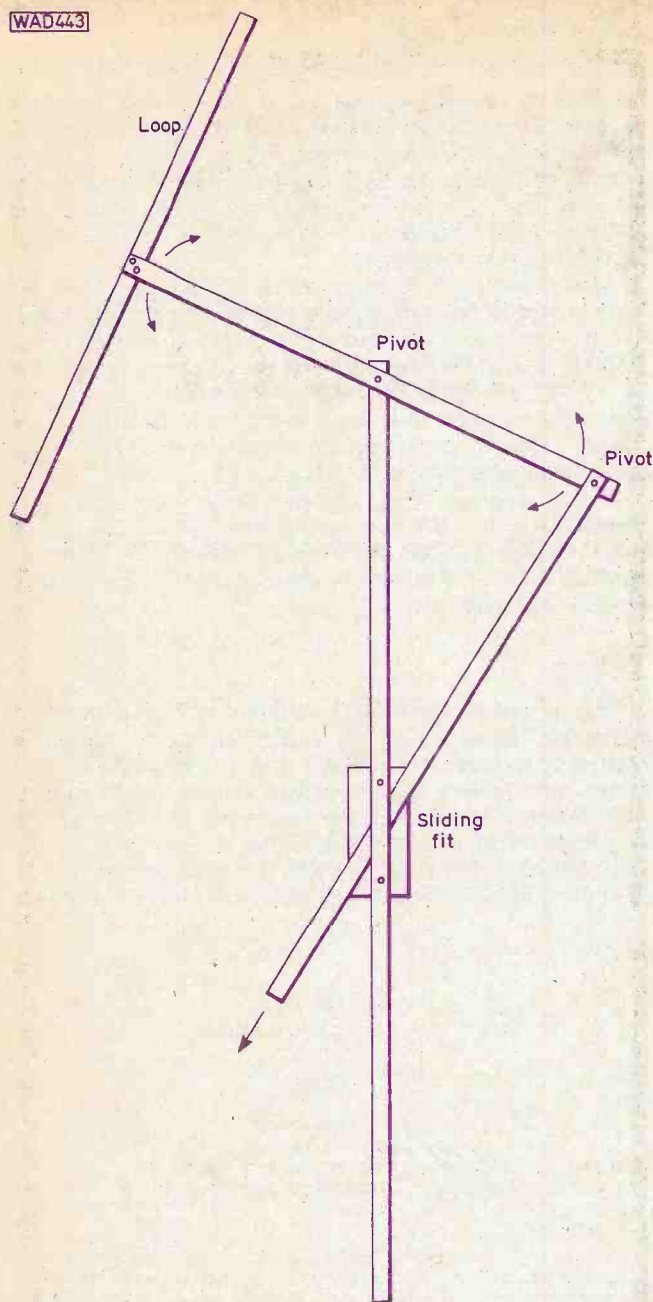


Fig. 6: Details of a simple wooden mounting which allows a loop to be tilted from the vertical

null. You can modify a normal loop so that there is no need to lift it off the floor. One method of doing this is shown in Fig. 6.

## Coupling Winding

The single turn on the standard "40 inch" loop is called the coupling winding and its existence has puzzled quite a few readers. This winding is not joined in any way to the main winding. It is quite separate since the transfer of signal from the main winding is by induction. Why use a coupling winding? If you joined the main winding direct to the receiver then the loop would be damped and detuned by it. The two are in effect a 7:1 step down transformer which provides a better match.

## Portable Receivers

Many DXers try to use a loop with a portable, forgetting that the receiver already has an aerial of its own. No null, is the result. If the loop nulls out a station then that station is still picked up by the internal aerial. You could of course rotate the portable as well as the loop and null out the QRM with both aerials, but in practice this would be very difficult to do. The solution of course, is to mount the receiver on a shelf near the centre of the loop so that the two nulls co-incide and loop and receiver can be rotated together. This arrangement really does work.

There is no need to connect the loop to the receiver, as inductive coupling will take place between loop and internal ferrite rod aerial. In fact if you build a loop solely for use with a portable you need not bother with a coupling winding at all. It is easy to check if the receiver has an internal aerial. If it can pick up stations on the medium waves without an external aerial, then obviously there must be an internal one.

The better type of portable receiver performs really well on the short waves but the pick up via the internal aerial is not great enough for serious DXing on the medium waves. This method of using a loop with a portable is really the only way that such a receiver will "deliver the goods" on the medium waves. DXers seriously interested in the medium waves should turn away from portables, even those with the title "communications" and look for a receiver such as the DX160, SRX-30, FRG-7, Trio 9R59-D/E, CR100 or AR88 which really are communications receivers. Be careful with the DX160. Some versions have a ferrite rod aerial attached externally to the rear which must be disconnected before a m.w. loop can be used.



## Bind it

It's so easy and tidy with the Easibind binder to file your copies away. Each binder is designed to hold approximately 12 issues and is attractively bound and blocked with the PRACTICAL WIRELESS logo. Gold Letra-set supplied for self blocking of volume numbers and years.

Price £3.75 including postage, packing and VAT. Why not place your order now and send the completed coupon below with remittance to: IPC Magazines Ltd., Post Sales Dept., Lavington House, 25 Lavington Street, London SE1 0PF.

it's easy with EASIBIND

### Order form PRACTICAL WIRELESS

I enclose P.O./cheque value ..... for ..... binders

Years required ..... (BLOCK LETTERS PLEASE)

Name .....

Address .....

.....

Date .....

# Beat VAT with VAO ( Value added ) from G3CED offers

Although we have had to increase our VAT (15%) and carriage paid (and insured) inclusive prices, we've come up with Valued Added deals on both existing lines AND on the larger range of equipment we can supply.

## TRANSCEIVERS RECEIVERS

(with or without World Record beating Partridge VFA antenna)

### TRANSCEIVERS

Here's our 10-1 VAO – send us just 4 10p stamps for the latest YAESU fully illustrated Catalogue and this comes to you with our VAO CREDIT VOUCHER worth £3.60 for your eventual TRANSCEIVER purchase. Or a couple of stamps brings you the Atlas or Swan leaflets.

Here's a short list of transceiver equipment now available – prices on request.

ATLAS RX 110., ATLAS TX 110L., FT901DM., FT901DE., FT101Z., FT101ZD., FT 202R., FT7B., LINEAR FL 2100B, QTR 24, SWAN ASTRO 150 FT225R., FT225RD., FT227RB.

### VALUE ADDED OFFER/2

Include a Joystick 5-30 MHz 500w.p.e.p. Antenna System "J", as part of your transceiver order – system will only cost £40.50 inclusive! SAVING £13.50!!!

### RECEIVERS – PACKAGE DEALS VALUE ADDED OFFER/3

VAT is up but we've increased savings on packages from £14.15 to £21.45! Complete Radio Stations, all cables, headphones, Joystick System A antenna – ON THE AIR IN SECONDS!

### SUPER PACKAGE R.1.

Features FRG7 RX £240.80

### SUPER PACKAGE R.2.

Features the "ROLLS" FRG 7000 £409.00

### RECEIVERS ONLY

FRG7 £204.40 FRG 7000 £372.60

## JOYSTICK ANTENNA SYSTEMS

SYSTEM "A" 150w p.e.p. or for the SWL £48.55  
SYSTEM "J" 500w p.e.p. Improved "Q" on receive £54.00



Just telephone your card number – 0843 62535 (ext 5) or 62839 (after office hours) or write for details as described in the Value Added Offers or 10p for general literature. Prices correct as at the press.

5 Partridge House, Prospect Road, Broadstairs, CT10 1LD (callers by appointment).

G3CED  
G3VFA



# Technical Training in Radio, Television and Electronics

ICS have helped thousands of ambitious people to move up into higher paid, more secure jobs in the field of electronics—now it can be your turn. Whether you are a newcomer to the field or are already working in the industry, ICS can provide you with the specialised training so essential to success.

### Personal Tuition and Guaranteed Success

The expert and personal guidance by fully qualified tutors, backed by the ICS guarantee of tuition until successful is the key to our outstanding record in the technical training field. You study at the time and pace that suits you best and in your own home. In the words of one of our many successful students: "Since starting my course, my salary has trebled and I am expecting a further increase when my course is completed."

### City and Guilds Certificates

Excellent job prospects await those who hold one of these recognised certificates. ICS can coach you for:

Telecommunications Technicians  
Radio, TV Electronics Technicians  
Technical Communications  
Radio Servicing Theory  
Radio Amateurs  
Electrical Installation Work  
Also MPT Radio Communications Certificate

### Diploma Courses

Colour TV Servicing  
Electronic Engineering and Maintenance  
Computer Engineering and Programming  
Radio, TV and Audio, Engineering and Servicing  
Electrical Engineering, Installations and Contracting

### Qualify for a New Career

Home study courses for leading professional examinations and diploma courses for business and technical subjects:—

G.C.E.	Engineering	Purchasing
60 subjects	Farming	Sales
at "O" &	Heating	Storekeeping
"A" levels	Industrial	Work Study
Accountancy	Management	
Air	Mechanical	
Conditioning		
Building		

POST OR PHONE TODAY FOR FREE BOOKLET.

## ICS To: International Correspondence Schools


SINCE 1890  
Dept. N276 Intertext House, London  
SW8 4UJ or telephone 622 9911

Subject of Interest.....  
Name.....  
Address.....  
.....  
Telephone Number.....



# PRODUCTION LINES

alan martin



Two views of the DFM3

## DFM module

In response to requests for received frequency displays for portable operation, Ambit have introduced the DFM3. This incorporates a 5-digit l.c.d., giving direct frequency display over the following ranges: l.w./m.w., with 100Hz resolution for the marine d.f. channels; l.w./s.w., with 1kHz resolution for up to 39.999MHz; v.h.f., with 10kHz resolution up to 200MHz typically (limited by prescaler-theoretical maximum is 399.99MHz); direct reading the above range without i.f. offset. The i.f. offsets include all standards around 450—470kHz for a.m., plus 2MHz and 10.7MHz for s.w. in addition to the 450—470kHz ranges, v.h.f. offsets are based around 10.7MHz.

The unit is supplied for panel mounting as a double deck system, with the rear section being devoted to input shaping and prescaler operations. The front section carrying the main i.c. and display, can be used independently in the a.m. mode only, providing facilities for portable d.f. receivers where the low current drain of 4mA is essential.


When used for s.w. and v.h.f., the prescaler drain increases the supply current to approximately 60mA—but a unique feature enables the display to be frozen, and the prescaler supply automatically removed, so that even when displaying v.h.f. and s.w. frequencies, the current drain is 6mA approximately. The display freeze may

be derived from a touch-sensitive switch connected to the set tuning control, such that the display change is only enabled as the tuning is being altered.

The display is static, thus creating no strobing interference, and enabling the last digit state to be incorporated in a simple frequency stabiliser system.

The DFM3 is made in England by Ambit, and the one-off ready-made price is £44.90 plus VAT. Available from: *Ambit International, 2 Gresham Road, Brentwood, Essex. Tel: (0277) 227050.*

## So You Want to Pass the RAE?



A reprint of the complete series, including details of the new examination format introduced in 1979, is now available. The reprint costs 85p, including postage and packing to addresses within the United Kingdom.

Order your copy by completing and returning the coupon, together with your remittance, to IPC Magazines Ltd., Post Sales Department, Lavington House, 25 Lavington Street, London SE1 0PF. Please ensure that your name and address are clearly legible.

### PRACTICAL WIRELESS—Radio Amateur Examination Reprint

Please send your order and remittance to:

**IPC Magazines Ltd., Post Sales Department,  
Lavington House, 25 Lavington Street,  
London SE1 0PF**

Please send me . . . copies at 85p each to include postage and packing

I enclose P.O./Cheque No. . . . . Value . . . . .

Remittance must be crossed postal order or cheque (name and address on back please) and made payable to IPC MAGAZINES LTD

**NAME** . . . . .  
(BLOCK LETTERS)

**ADDRESS** . . . . .  
(BLOCK LETTERS)

. . . . .  
. . . . .

. . . . . Post Code . . . . .

Remittances with overseas orders must be sufficient to cover despatch by sea or air mail as required. Payable by International Money Order only

Company registered in England. Regd. No. 53626

A subsidiary of Reed International Limited

— Cut round dotted line —

# Editing HOME-RECORDED CASSETTES

## PART TWO

B. BARNARD

Experience of the d.c. editing desk which I described in a previous article indicates that it is an ideal tool with only one serious limitation for dealing with home recordings off radio: the inevitable noise imparted to the tape where we have to reduce the signal to zero. How serious this is must be a matter for individual opinion and the purpose for which the tapes are made. By keeping the gaps between musical items short (say, 2–3 seconds) and restricting the d.c. to the minimum necessary to obtain complete erasure, we can minimise the effect and for tapes made for background music or parties I believe the finished result is completely acceptable.

The man who takes his music seriously, however, may well disagree and for him the use of a.c. in the erase head is the only way. This means that a fairly powerful oscillator must be constructed and a modification to the domestic recorder made to allow the erase head to be isolated from the rest of the circuit while editing is taking place.

There is no great difficulty about this and the photograph on page 56 shows the fader unit which I have constructed in use with a Leak 2002 Cassette unit. Nonetheless, it is no light matter to modify an expensive cassette recorder and, if the machine is under guarantee, it must be assumed that any modification would invalidate it. Safety is one of the highest importance and we must be sure that any modification does not impair the electrical safety of the instrument as presented by the manufacturer.

The a.c. fader has an oscillator capable of giving about 400mW of a.c. at a frequency of about 107kHz. The amplitude of the output will be variable by control of the d.c. input and this will vary the effect of the erase head on the recorded material on the tapes so that we can fade or cut, in or out, at will. This type of erasure is identical with that used in the recorder itself so our blank tape will be just as silent as that provided by the recorder.

A difficulty may arise in matching the head to the oscillator output: I believe the majority of erase heads—mine is one—are low impedance (indicated by a d.c. resistance of about 0.5 ohms) and are connected to the internal bias/erase oscillator collectors direct through a capacitor of about 0.1μF. If your erase head has a higher resistance than this, it may indicate that some matching arrangement is necessary and I will deal with this later on. It is very helpful to have the circuit diagram of your recorder as this will immediately indicate if there is a problem of this kind. If, for instance, the erase head is fed from a separate winding on the output transformer then we shall have to make similar provision in the fader unit.

The circuit of the Fader Unit is shown in Figure 1. Apart from the oscillator which I shall describe separately, there are few components: the major one is the fader control itself which is a 250 ohms wirewound, 3 watt, potentiometer. This controls the d.c. input to the oscillator and thus the amplitude of the output.

The l.e.d. is just as essential as it was in the d.c. version and must give a clear red warning light when the fader is on to avoid the danger of accidentally spoiling perfectly good recordings.

The two capacitors, 33μF and 1000μF, are concerned with making the control track perfectly silent in operation. A very important point since noisy fades are worse than no fades at all and, whilst on this point, I think it is a good idea to take the back off the wirewound variable resistor and apply a thin smear of Vaseline to the track. These precautions ensure dead silent operation.

The supply voltage is 15 volts d.c. The current consumption of the unit precludes the use of batteries and a mains power unit is essential. It seems rather extravagant to give it its own power unit considering it will only be used intermittently and I find it very convenient, as I mentioned in the previous article, to use the stabilised power unit described in *PW* December 1975 connected to the two terminals marked 'Power Supply' on the top deck of the unit.

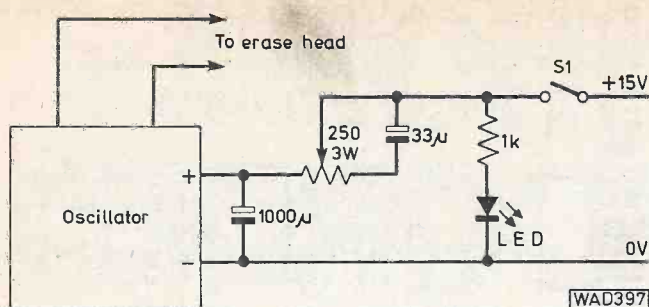
The construction is, I think, clear from the photograph but if you decide to make it, you will have your own ideas on layout—there is nothing critical about it. The output of the oscillator is taken to a two-way terminal block screwed to the back of the wooden case.

## The Oscillator

The oscillator circuit is shown in Figure 2. It is fairly typical of bias/erase oscillators used in good quality domestic cassette recorders, with two BFY51 transistors connected in a current switched multivibrator circuit. The amplitude of oscillation depends on the voltage at the supply terminals marked and the frequency is decided by the effective L and C of the transformer T1 together with the 0.1μF capacitor across the primary winding and the 100pF across the secondary. All the components including the transformer fit comfortably on a piece of Veroboard, 0.15 pitch, 127 × 95mm.

An oscilloscope is really essential if construction is to be free from problems. For instance, it clears all sorts of doubts out of the way if the 'scope is first connected across





**Fig. 1: The fader connections to the oscillator of the a.c. system**

the erase head and the recorder put in the 'Record' mode: the amplitude and frequency of the internal oscillator may then be carefully noted from the display, the attenuators and the horizontal timebase. When our new oscillator is working, we can then adjust it to give an output that matches these settings reasonably closely.

## Transformer

The transformer is wound on a bobbin having a centre hole 10mm diameter, cheeks 32mm across and the distance between cheeks is 22mm. A piece of ferrite rod of circular section about 30mm long which fits snugly into the centre hole is also required.

The two primary windings should be put on first: they consist of 6 turns, each of 26 s.w.g. enamelled wire, bifilar wound and the end of the first winding is connected to the start of the second and this junction point is the centre tap to which the positive supply is connected. These two windings should occupy all the space between the cheeks. Cover the primary with one layer of Sellotape and then commence winding the secondary.

The secondary requires some patience and care: 450 turns of 34 or 36 s.w.g. enamel covered wire are required. Wind them as neatly as possible and in such a way that they occupy all the space laterally between the cheeks. At this point note that if you have a matching problem, this winding should be tapped at 100 turns and 200 turns; one of these is almost certain to give a good enough match.

When the secondary winding is complete, give it a protective covering of Sellotape and wire it into the circuit. Check the oscillator with the 'scope; if you have wound the transformer with reasonable care there should be no problems as far as amplitude is concerned when 15 volts is applied to the power input sockets. However, the frequency may need some adjustment. As previously mentioned, it should be about 100kHz. The frequency of the bias/erase oscillator in the recorder is precisely set—usually 107kHz—but this is due mainly to considerations of the bias function and, for erase only, such precision is not necessary. Aim therefore for between 100 and 110kHz by trying different values of C1 and C2. In my case these turned out to be 0.1µF and 100pF as shown in the circuit diagram.

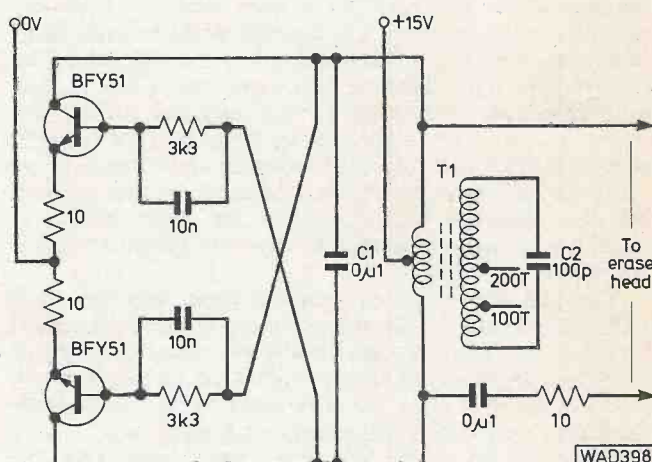
**The author's a.c. editing system is seen here to the left of his Leak 2002 cassette recorder. The layout of components in the editor is not critical**

For those who prefer not to get involved in winding the transformer, there is another way. From the recorder circuit diagram it is quite easy to construct a duplicate circuit of the manufacturer's design and to obtain the transformer as a spare part. In this way, winding coils and testing with a 'scope is avoided.

## Modifying the Recorder

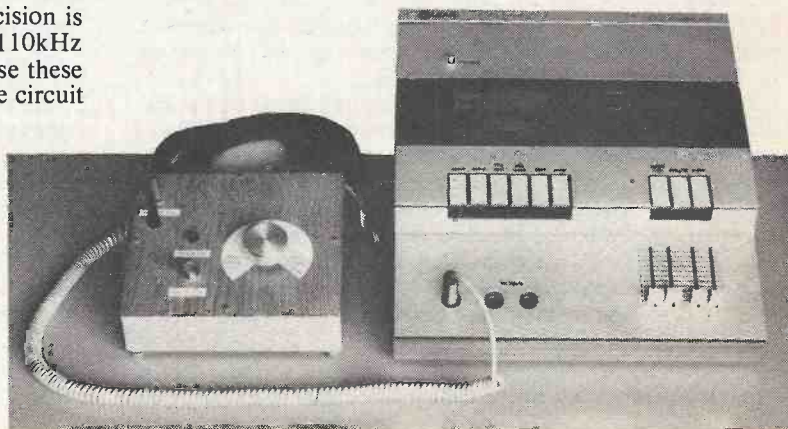
The next problem is to modify the domestic recorder so that we can inject the 100kHz energy from the fader unit into the erase head when the recorder is in the 'Play' mode: to do this we must break the two wires from the internal oscillator to the erase head and substitute them with the leads from the fader unit whenever we wish to use the machine for editing. This has to be done with the least possible disturbance—to remove the chassis every time would be too much—and in such a way that the electrical safety of the instrument is not impaired.

Obviously details will vary between different types of recorders but I believe that the following guidelines which are based on the work I have done on the Leak 2002 will apply in most cases. Two small (2 amp type) terminal



**Fig. 2: The erase oscillator circuit diagram**

blocks are interposed in the erase head leads: for reasons of safety, these must be mounted inside the instrument as we must not bring any of the wiring outside the cabinet. The most likely place and where they will be reasonably accessible is on the inside of the detachable base of the instrument. These blocks are quite small—95mm high—and can be fixed to the inside of the recorder base with small countersunk bolts—the bolt head inside and the





protruding thread and nut fastened from the outside. The situation of the blocks must coincide with gaps in the chassis work so that they cannot touch or foul any of the electrical or mechanical parts. There are usually several such places and one should try and find one near the edge of the cabinet so that the base will 'hinge' on the leads whenever it has to be removed. Another consideration is the length and the dressing of the erase leads: they will most likely be found to follow one of the cableforms that link the various p.c.b.s in the recorder and they should be left in this position as far as possible and only dropped out when they reach a point near to the terminal blocks. To some extent, these requirements may be conflicting and a sensible compromise has to be made.

One terminal block is connected to the internal oscillator leads (now removed from the erase head) and the two leads from the erase head go to the other block. For normal operating the two blocks are linked with short pieces of wire and the erase head will perform its normal function in the 'Record' mode; for editing, we will lift the base, take out the link wires and connect the fader leads to the block carrying the erase head leads. Reverse the procedure when the editing session is over. The fader leads are fed to the block through two 3mm holes drilled in the base.

If for any reason the construction of the machine makes the foregoing impossible, there is another way of achieving the same objective. The fader output can be introduced to the erase head by way of the cassette playing box and the connections made direct to the head. Head connections are not accessible, however, when the instrument is in its cabinet so it is necessary to remove the recorder from its cabinet and a pair of stiff insulated wires are carefully soldered to the head terminals; these wires are bent through 180 degrees so that they protrude into the visible area just short of the line of the head faces. When the cabinet is back in place these wire ends are accessible and the erase head leads are soldered to them for normal operation: for editing, these leads must be desoldered and tucked carefully out of the way (they are not live in the 'play' mode) and the fader leads substituted by soldering or by the use of two very small crocodile clips. The greatest care must be taken that the two extension leads cannot touch the cassette or any of the mechanical parts and the same applies to the two wires detached for editing.

The Perspex dustcover over the playing box may be a minor problem: in many models the dustcover can be lifted independently of the cassette holder—the Leak 2002 is a case in point—so editing is done with this lifted. Others I have seen have the dustcover screwed to the carrier. The screws can easily be removed for an editing session.

## Using the Fader

As we shall be editing on the domestic recorder in the 'Play' mode, we cannot see the tape as it travels and cannot therefore use visual cues: we have to rely on the tape counter. Tape counters on all the machines I have examined are too crude for this purpose. The unit drum revolves continuously and there are no marks on the drum to indicate units—let alone fractions of units. Added to this is the lack of a cursor in the window so that precise readings are impossible. There is a very simple modification which very largely overcomes these shortcomings and for fine editing it is essential. On the right-hand side of the units drum and just visible through the window are the plastic teeth that drive the drum; it is a simple matter to cover the extreme ends of these teeth with white model paint so they become readily visible; they are so disposed that they give a precise mark for each unit and one in

between each unit. If we now fix inside the window a short length of white cotton centrally and along the length of the window, we have a cursor against which we can make quite precise readings. Starch the cotton first and fix with small spots of Bostik at each end.

As with the d.c. editing desk, recording with the a.c. fader in mind is greatly simplified. The modification we made for the erase circuit is wired for normal operation and the recorder set in the 'Record' mode in the ordinary way. Record level controls are adjusted and left in that position for the entire recording session. Only the 'Pause' control will be used: we wait for a musical item to end and record the disc jockey's chatter for a period of time which will be the approximate spacing of items after editing. With a.c. we have no noise problem during silent passages so we can make this anything we like: I usually allow five seconds. Press the 'Pause' button until the next item is announced: release the button and resume recording—if the talking spills into the new music, it doesn't matter, we will cut it out and fade the music in when we edit.

As far as the fader is concerned, I think most of its functions are obvious; as the controlling resistance has a linear track, the fading action really 'bites' over the last ninety degrees of its travel which makes rapid, smooth movement easy and avoids uncomfortable wrist twisting. The fader scale should show the points of "maximum signal" and "zero signal" and lines are drawn indicating where fading begins and where it is complete; these markings are most useful when using the device. Editing is monitored continuously in the headphones as it takes place.

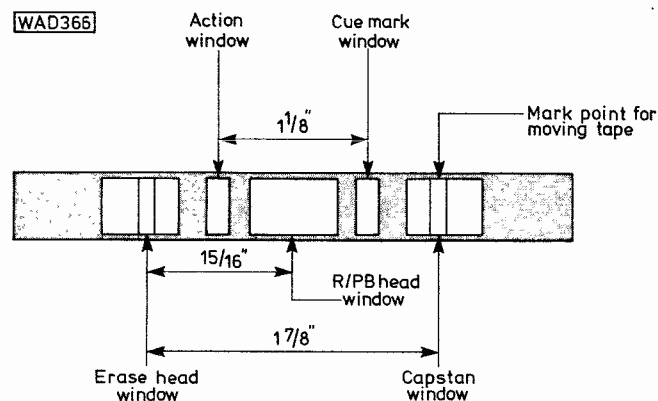


Fig. 3: Details of the Compact Cassette

## Fade-outs

For a fade-out of music, erasure of talking and cut or fade-in of the new item, three cues are required. The first is the point where erasure is complete but the new item must be brought in: this is identified by playing the tape—probably several times—and listening on the phones. When it is accurately identified, press the 'Stop' button and set the counter to zero. The editing point is now opposite the play head and we have to compensate for this. Remove the cassette carefully so that the tape does not move and, using the bevelled stick and felt pen in the way described in the previous article, put a very small black dot on the extreme lower edge of the tape in the left-hand small "window". Now, by hand, rewind the tape until this dot is exactly in the centre of the right-hand small "window". The distance between these two small "windows" is the same as that between the play and erase heads, so our zero

continued on page 61 ►►►


## SPECIAL PRODUCT REPORT



# FRG-7000



# GENERAL COVERAGE RECEIVER



In the July 1979 issue of Practical Wireless we took a good look at the Yaesu FRG-7 general coverage receiver, fitted with an optional digital frequency readout. In this report we will look equally as hard at its more expensive and exotic brother receiver, the FRG-7000.

The FRG-7000 covers the medium and short wave bands starting at 250kHz and going up to 29.9MHz. The most notable features of this receiver are the full digital display and the rather complicated clock and timer facility, again digital in nature. Like the FRG-7 and most other commercial receivers of this type the FRG-7000 uses a synthesised heterodyne system, otherwise known as the Wadley Loop. The operation of the Wadley Loop was covered in detail in the FRG-7 report and will not be repeated here. However it offers stable performance.

The digital clock and timer facility has already been noted, but in use it is not the boon it could be. The mode of operation of the timer is extremely irritating. Once set, and

the timer switch operated, the timer changes the state of the on-off switch at the first set time, and then changes it back again at the second. So that if, for instance, the set is switched off, then at the first set time the receiver will be switched on and then off again at the next set point. However, if the operator switches the power switch to on before the timer has performed the first change then the set will be switched off at the first set time, causing some consternation. In use we found it better to totally ignore the timer. The associated digital clock was useful as it could be switched to display either GMT or local time. Using the clock did mean, however, that the mains supply to the set had to be left on continuously if the chore of resetting the clock each time was to be avoided. The mains supply could be left on without power being applied to the receiver, the switch marked POWER being in fact only for the receiver side and not for the clock. If one manages to master the oddities of the timer then it can be used to switch remote equipment such as a recorder.

## ★ specification

<b>Mode:</b> AM SSB USB LSB CW
<b>Frequency range:</b> 250kHz to 29.9MHz
<b>Sensitivity:</b> SSB CW Better than 3.7µV at S/N 10dB AM Better than 2µV at S/N 10dB
<b>Selectivity:</b> SSB CW: $\pm 1.5\text{kHz}$ $-6\text{dB}$ $\pm 4\text{kHz}$ $-60\text{dB}$ AM: $\pm 1.3\text{kHz}$ $-6\text{dB}$ $\pm 1.7\text{kHz}$ $-60\text{dB}$
<b>Frequency stability:</b> Within $\pm 500\text{Hz}$ at any 30 min- utes after warmup
<b>Aerials:</b> Random wire 0.25MHz to 1.8MHz 50Ω balanced 1.6MHz to 29.9MHz
<b>Speaker:</b> 4Ω
<b>Audio Output:</b> 2 watts
<b>Power requirements:</b> 100/110V 7/200 220/234V ac 50/60Hz at 2.5VA
<b>Dimensions:</b> 360 x 136 x 29mm
<b>Weight:</b> 7kg (approx)

## Controls

The controls are all mounted on the front panel and in general very clearly labelled and well positioned. The exception is the fine tune control. This is just a shade too coarse and positioned too close to the main tuning knob so that it is too easy to alter the setting of the main tuning control when trying to use the fine tune control. This is the same problem as occurred on the FRG-7, so perhaps the Yaesu designers have smaller hands than others. The main tuning control is very smooth, almost too smooth, but it can be stiffened up by screwing the knob further on to the spindle so increasing the friction between the knob and a felt washer.

The digital display shows both the MHz and kHz portions of the frequency tuned, and to indicate when the MHz portion is correctly tuned a light on the front panel, labelled UNLOCK, is extinguished.

The Preset selector control is simpler to use than the FRG-7's as the drum is colour coded and also has a wider window. It is still rather fiddly in use and it proved easier to tune the preset selector for maximum signal or noise strength.

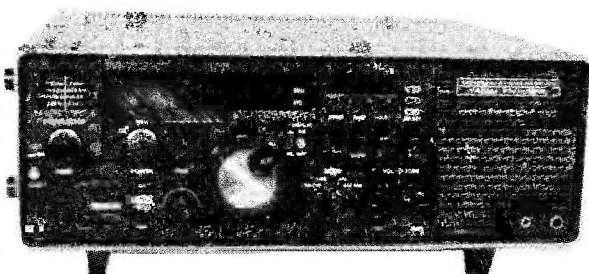


# YAESU MUSEN

U.K. MAIN DISTRIBUTOR

FOR ALL YOUR RADIO NEEDS

## FRG 7000




**Deluxe Communications Receiver**  
See review in this issue

**FRG7000 £375** ex-stock (inc. VAT)

*Remember from the main importers you get a two year guarantee and Free Securicor Delivery*

(YH55 deluxe padded headphones £10.00 inc.)

## FRG7(D)




**Unequalled value for money.**  
See review in July issue


**FRG7 £215** ex-stock (inc. VAT)

*Remember from the main importers you get a two year guarantee and Free Securicor Delivery*

(SMCC7 Digital Readout for FRG7 £57.50 inc.)



**SCOOP!**



**2050  
ROTOR**  
uses inexpensive  
3 core cable

**£40.25**  
(inc. 15% VAT)

A small selection from our range

AR30	Solid State Control	<b>£47.15</b> inc. VAT 15%
AR22	For medium VHF. Solenoid control	<b>£49.45</b> inc. VAT 15%
AR40	As AR22 but solid state control	<b>£54.62</b> inc. VAT 15%
CD45	Medium duty continuous readout	<b>£113.85</b> inc. VAT 15%
HAM IV	Heavy duty solenoid brake	<b>£166.75</b> inc. VAT 15%
2010	"Automatic" through rotor type	<b>£50.02</b> inc. VAT 15%
2050	Memomatic through rotor type	<b>£40.25</b> inc. VAT 15%


Above include UK delivery

If you consider a rotor an expensive luxury, think again. Now is the time to motorise the amateur Hi-Fi or TV aerials.

**£40.25** inc. VAT, inc. post and packing (UK only) cannot be bad!

**SMC  
HF12  
VHF RECEIVER**  
**£57.50**  
(inc. 15% VAT)

VHF FM monitor receiver.  
High Band 130-170MHz.  
Sensitivity, 12KHz selectivity,  
12 channels, plug in xtals.  
Full 4MHz of bandwidth.  
Dual conversion superhet.  
Tiny 2½", 1½", 4½", only 8 ozs.



Socket for 50 ohm antenna.  
Internal 2 inch speaker.  
External earphone socket.  
Silent standby operation.  
Internal Ni Cd batteries.  
Full range of accessories.  
Outstanding value.

Prices below exclude VAT but include postage world wide.

<b>HF12</b>	No xtals c/w accessories (case, charger, handbook etc.)	<b>£50.00</b>
<b>HF12A12</b>	145MHz fitted: S(20,21,22,23) R (0,1,2,3,4,5,6,7)	<b>£70.00</b>
<b>HF12M9</b>	156MHz fitted: 16,6,8,10,67,00,M,12,14.	<b>£67.00</b>

With over 2500 major stock items, and 80 manufacturers to represent it is difficult to give any idea of the scope or depth of our range.

Why not call us for further details? Mail Orders direct to Totton (30p stamps brings 24 page stock/price list catalogues etc.).



### S.M.C. (Jack Tweedy) LTD

Roger Baines, G3YBO  
79 Chatsworth Road,  
Chesterfield, Derbyshire  
Chesterfield (0246) 34982  
9-6: Tuesday-Saturday

### NORTHERN (Leeds) BRANCH

Colin Thomas G3PSM  
257 Otley Road,  
Leeds 16, Yorkshire.  
Leeds (0532) 782326  
9-5: Mon-Wed & Fri-Sat.

### S.M.C. (Jack Tweedy) LTD

Jack Tweedy, G3ZY  
150 Hornecastle Road,  
Woodhall Spa, Lincolnshire  
Woodhall Spa (0526) 52793  
9-5: Tuesday-Sat (+ appointments)



G3ZUL Brian Stourbridge (03843) 5917 | GW3TMP Howarth Pontyodkin (035287) 846 Day | GMBGEC Jack Edinburgh (031665) 2420  
GW4GSW Alan Swansea (0792) 24140 | GW3TMP Howarth Pontyodkin (035287) 324 Eve | G13WVY Mervyn Tandragee (0762) 840656

## SOUTH MIDLANDS COMMUNICATIONS LIMITED

S.M. HOUSE, OSBORNE ROAD, TOTTON, SOUTHAMPTON, SO4 4DN, ENGLAND.

Tel: Totton (0703) 867333, Telex: 477351 SMCMM G, Telegram: "Aerial" Southampton.



# THE CHOICE IS YOURS!



## YAESU MUSEN General Coverage Communications Receiver FRG-7



**£182.75** PLUS VAT

### ● 0.5-29.9MHz Coverage with 10kHz Readout

The FRG-7 is a precision-built all-purpose communications receiver, featuring all solid state construction for long life and high performance. Utilizing the Wadley Loop drift cancellation system, in conjunction with a triple conversion superheterodyne circuit, the FRG-7 boasts high sensitivity along with excellent stability. It provides broadcast listeners with such features as a 3-position tone selector, an RF attenuator, and an automatic noise suppression circuit. For many years of satisfying reception, the FRG-7 is the receiver for you.

## YAESU MUSEN Digital Display Communications Receiver with CPU Digital Clock & Timer FRG-7000



**£327** PLUS VAT

### ● 0.25 Thru 29.9MHz Coverage with 1kHz Readout

Computer technology and convenience features are brought together in the FRG-7000, a digital-display general coverage receiver for the discriminating SWL. The digital clock and timer, controlled by a CPU (Central Processing Unit) chip, will read out both local and GMT time, and will control peripheral station equipment such as a tape recorder. Improved SSB selectivity, ease of operation, and rugged construction are yours with the new FRG-7000 from YAESU.

**FULL DETAILS OF THESE EXCITING RECEIVERS FROM THE NUMBER ONE IMPORTER - PLUS EX-STOCK  
FREE SECURICOR DELIVERY!**

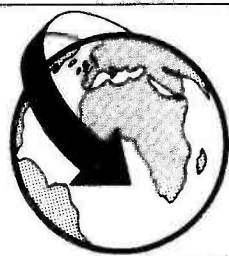
(36 pence in stamps brings Illustrated Brochure and our Credit Voucher value £3.60)—A 10 to 1 Winning Offer!



**AMATEUR ELECTRONICS UK**

508-514 ALUM ROCK ROAD  
BIRMINGHAM 8

Tel: 021-327-1497/6313  
Telex: 337045



# NEW! ONLY FROM US

## The HELISCAN Wall-to-Wall Aerial

A specially developed high-tensile receiving antenna giving superb results. Use it indoors or out — from wall-to-wall, from point-to-point, or even from pillar-to-post!

**INTRODUCTORY  
PRICE — JUST**

**£15.00**  
INC. VAT


**SPECIAL  
OFFER**

The finest-value general-coverage synthesised communications receivers in their class.



**FRG-7000 DIGITAL**

**£359**  
inc. VAT  
and  
Heliscan aerial



**FRG-7**

**£199**  
inc. VAT  
and  
Heliscan aerial

NOW BOTH AVAILABLE  
AT NEW LOW PRICES  
WITH FREE HELISCAN  
AERIAL WORTH £15.

**AMATEUR RADIO EXCHANGE**

**2 Northfield Road, Ealing, London, W13.**

Easy terms up to  
2 years

Credit Card sales  
by telephone

Closed all day  
Wednesday

**Phone 01 579 5311**

for details of current stocks, new and secondhand


The mode in use is selected by a clearly labelled switch with positions for l.s.b./c.w., u.s.b., a.m. and a.m. with automatic noise limiter.

Selectivity is good with a separate filter for s.s.b. and c.w. which helps to make the set pleasant to operate. A two-position aerial attenuator is fitted to cope with a wide range of signal strengths.

The audio side of the receiver is adequate, a tone control being fitted to try to improve the quality. An external speaker can be used to improve the audio quality.

External connections are provided for headphones, recorder, remote control by the timer, external mute control, u.h.f. (SO239) socket for h.f. coaxial input and terminals for h.f. random wire and m.f. random wire aerials and earth. A full set of plugs for all the external connections is provided together with spare fuses and two lengths of aerial wire.

The handbook provided with the receiver is good with a general circuit description, together with installation and operating instructions. Details are also provided of maintenance and alignment procedures together with module and major component listings and identification. The circuit diagram shows all the receiver with the exception of the m.p.u.-controlled time and frequency display module. A world time conversion chart is provided at the back of the book to help with setting the clock.



Construction of the FRG-7000 is of a high standard with most of the components mounted on printed circuit boards.

It is inevitable that the FRG-7000 will be compared with the FRG-7 and its extra cost questioned. If you want a receiver which has a full digital display together with a clock and timer, all controlled by a microprocessor, then obviously you will go for the more expensive FRG-7000. The price difference between the two receivers is around £150 when the basic sets are considered, but this is reduced to under £100 if a digital readout and filters for s.s.b. are added to the FRG-7. The choice is up to you.

## Price

FRG-7000 receiver £375.00 inc. VAT.

*The FRG-7000 receiver reviewed was kindly loaned by South Midlands Communications Company Ltd., Osborne Road, Totton, Southampton SO4 4DN. Tel: 0703 86 7333, and we would like to thank them for their invaluable assistance in this respect.*

## Editing home-recorded cassettes

▶▶▶ continued from page 57

counter reading now relates to the erase head and is correct. The same process must be applied to all tape counter cues. After editing, these ink dots must be removed using cotton wool with methylated spirit; place the dot in the capstan "window" for this as there is more room and it is easier to get the tape really clean.

After establishing the first cue, rewind the tape in the machine for a short distance, play it and fix the second cue—the point just before the talking starts: note the counter reading.

The third cue is the point at which the fade-out must commence. This can be long or short and is established by rewinding the correct amount of tape for the time chosen; this, in turn, is found by checking the movement of the counter for specified times—my counter moves from zero to 2 in exactly five seconds.

## Cuts

Very abrupt cuts are best done by using the power switch. But the fader should be used wherever possible as it gives a smoother transition from music to silence.

All that remains now is to start the tape playing and action the fader correctly as each cue comes up on the counter; it takes a little time to become expert and practice is essential. Record a cassette consisting of music ends, chatter and music beginnings and practice with it—in half an hour or so it will become easy.

The fine editing of tape is a challenging extension of the audio hobby; it requires skill and imagination and offers a very satisfying end product. I have described both d.c. and a.c. systems and explained their respective advantages and disadvantages—so the question arises why not combine the two and get the best of both? The oscillator and its controls can be mounted on the Editing Desk but it would be necessary either to replace the d.c. erase head with an a.c. type and mechanical difficulties of mounting and aligning the new head may then arise, or to fit a complete a.c. type tape transport. This would be quite simple but rather costly. ●

## KINDLY NOTE!

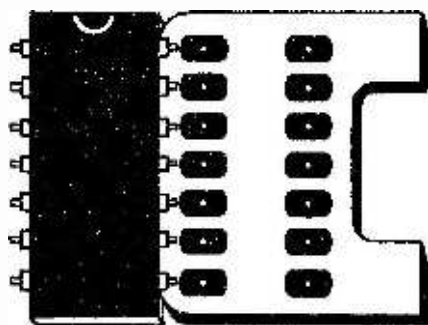
### PW "Trent", June and August 1979

For driving this linear amplifier from transmitters of up to 10W output, strap  $\frac{1}{2}W$  resistors between base and emitter of each power transistor Tr1 and Tr2. These can be 100 $\Omega$  for 10 watts drive, with lower powers requiring higher values.

There has recently been a big reduction in the price of the PT 9784/A output transistors. These are now available at £25.88 per matched pair, including postage and packing and VAT, from R. B. Knight at the address given in the components list.

### PW "Sandbanks" Follow-Up—2, August 1979.

Capacitor Cy (to be mounted on the reverse side of the p.c.b.) should be connected between the base of Tr5 and pin 7 of IC6 and not pin 2 as stated. The circuit diagram (Fig. 1) should also be corrected.



## AEG-TELEFUNKEN TDA1062 FM FRONT-END

Linear integrated circuits are now widely employed in all types of radio and television equipment, but very few of the types currently available can be used at frequencies in the order of 100MHz or more. Commercially available f.m. front-end modules therefore tend to use discrete components for such applications, although integrated circuits are commonly used in the 10.7MHz i.f. amplifiers of v.h.f. receivers.

One of the first integrated circuits suitable for v.h.f. receiver front-ends, the Signetics SD6000, was reviewed earlier in this series (February, 1976). It has a very high performance, but contains only two m.o.s. transistors with their protective gate diodes and requires an external oscillator.

### The TDA1062

The new AEG-Telefunken TDA1062 is an f.m. front-end device capable of operating at frequencies of up to about 200MHz and incorporating a much higher degree of integration than the SD6000. Particularly, it provides a unique opportunity for the constructor to make a v.h.f. front-end fairly easily.

The block diagram of Fig. 1 shows the functions incorporated into the TDA1062 chip with a few details of the external circuit. The signal from the v.h.f. aerial is fed through a signal frequency tuned circuit into pin 10 and hence to the radio frequency amplifier stage which has been designed so that it can handle quite a large input. The output from this stage (pin 8) is fed through another signal frequency, tuned circuit to the mixer input (pins 3 and 4). The mixer output at the 10.7MHz intermediate frequency is fed through a low-pass filter to pins 13 and 14, from where it passes into a 10.7MHz tuned circuit and hence to the intermediate frequency output.

It can be seen that the TDA1062 device incorporates an internal voltage regulator circuit which provides a stable voltage for the oscillator, the mixer and the oscillator amplifier/buffer stages. The use of this regulator enables excellent oscillator stability to be obtained.

An automatic gain control (a.g.c.) amplifier is included on the chip, but the circuit requires an external p.i.n. diode. (As its name implies, a p.i.n. diode has an intrinsic or *i* layer of high resistivity, almost pure semiconductor material between the *p* and *n* type materials of the semiconductor junction.)

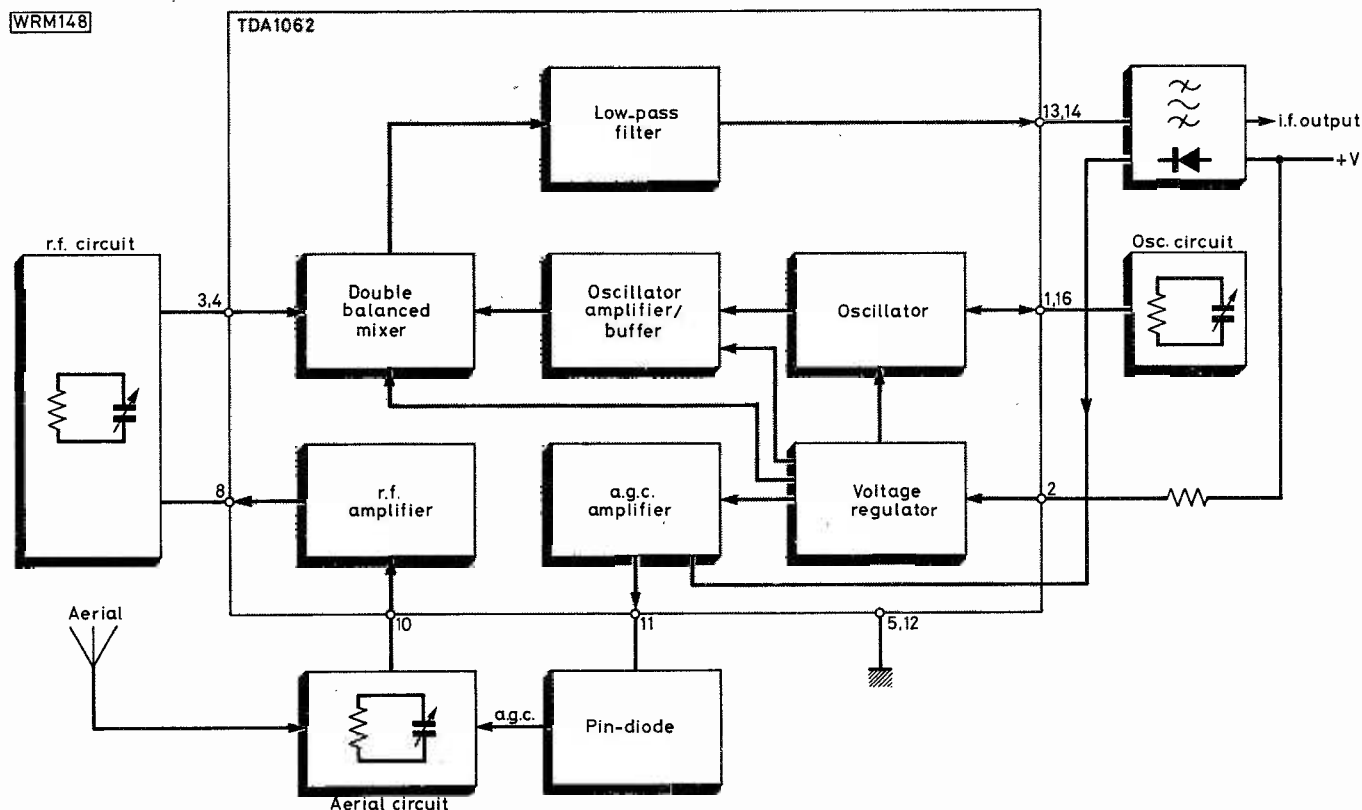


Fig. 1: Block diagram of the TDA1062 internal circuit together with some of the external circuitry



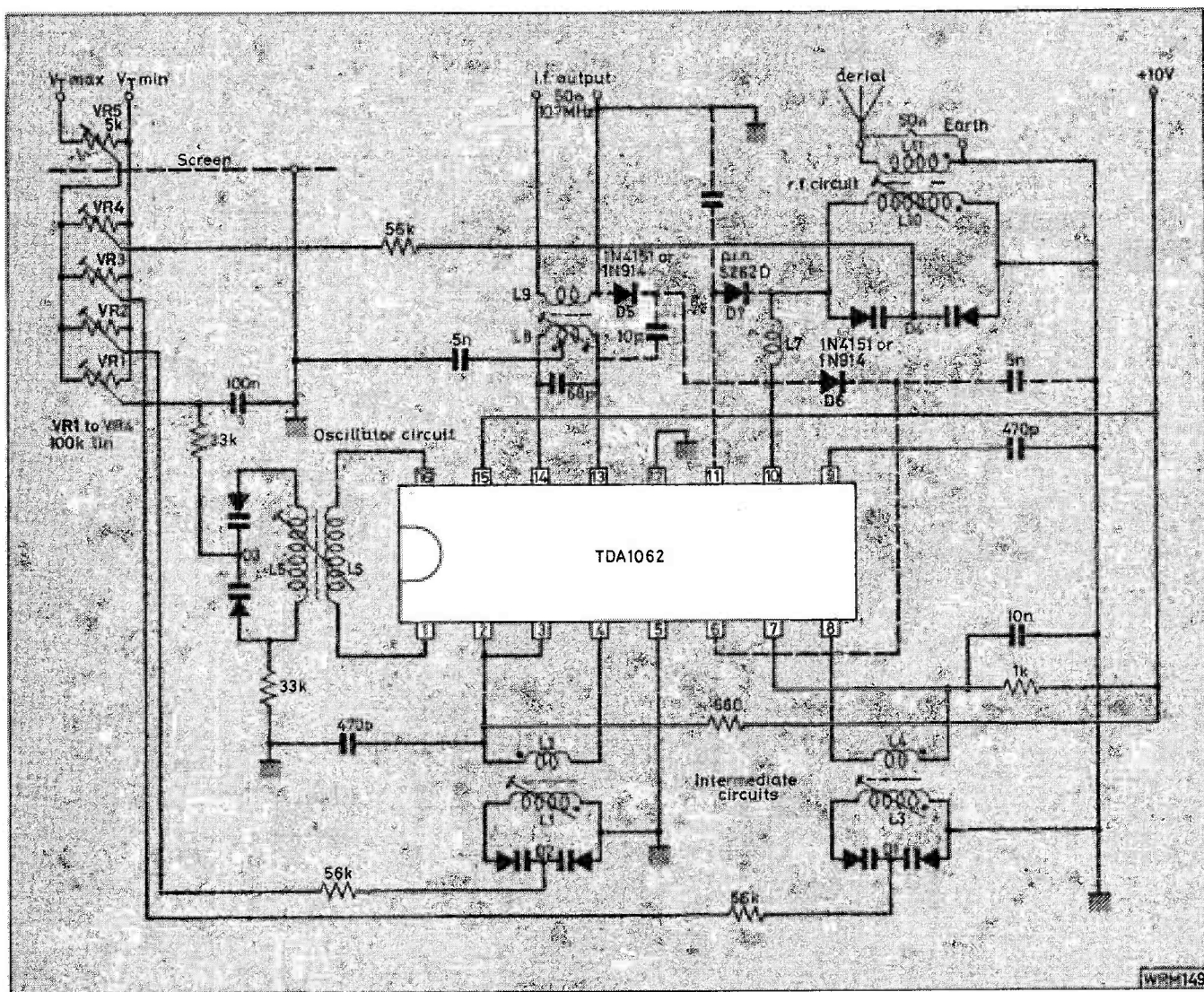


Fig. 2: A circuit for a v.h.f. receiver front-end using the TDA1062

A particular advantage of the TDA1062 is the use of a double-balanced mixer circuit which enables the oscillator frequency voltages at the mixer input and output to be kept very small and which reduces the amplification of the signal frequency itself by the mixer.

The oscillator circuit has been specially designed so that it can operate at low power levels. One of the resulting advantages is very low radiation from the oscillator reducing the possibility of interference with other parts of the circuit. The low power level of the oscillator also facilitates the use of varicap (varactor) diode tuning. If a large oscillator voltage is applied to a varicap diode, some conduction may occur at low tuning voltages and can result in the production of interfering harmonics, etc.

The low-pass filter in the mixer output circuit reduces oscillator harmonics and the mixing of harmonics to produce spurious frequencies.

## Practical Circuit

A typical circuit for a v.h.f. front-end using a TDA1062 device is shown in Fig. 2. The supply voltage for the TDA1062,  $V^+$ , should be within the recommended range of 9V to 15V, the typical supply current being 30mA and the maximum permissible dissipation 400mW.

The circuit is tuned by four varicap back-to-back diodes type BB104. The diodes D3 tune the oscillator circuit, whilst D4 tunes the aerial circuit and D1 and D2 the

### Coil data for Fig. 2

- |     |   |                            |
|-----|---|----------------------------|
| L1  | 5½ turns; 4mm diameter bobbin; 0.8mm diameter wire      |                            |
| L2  | 2½ turns on earthy end of L1; 0.4mm diameter wire       |                            |
| L3  | 5½ turns; 4mm diameter bobbin; 0.8mm diameter wire      |                            |
| L4  | 4½ turns on earthy end of L3; 0.4mm diameter wire       |                            |
| L5  | 4½ turns; 4mm diameter bobbin; 0.8mm diameter wire      |                            |
| L6  | 3½ turns interwound with L5; 0.4mm diameter wire        |                            |
| L7  | 19 turns; 3.5mm diameter air core; 0.15mm diameter wire |                            |
| L8  | 2 × 15 turns bifilar wound; 0.15mm diameter wire        | or use Toko coil KACS1508A |
| L9  | 2 turns; 0.2mm diameter wire on L8                      |                            |
| L10 | 6 turns; 4mm diameter bobbin; 0.8mm diameter wire       |                            |
| L11 | 1 turn at earthy end of L10; 0.4mm diameter wire        |                            |

intermediate radio frequency circuits. The circuit requires regulated voltages for tuning the diodes of  $V_{T \max}$  and  $V_{T \min}$ . The tuning control, VR5 may be a ten-turn helical potentiometer or a long slider potentiometer which enables the tuning to be set accurately; it taps off a voltage of any value between  $V_{T \max}$  and  $V_{T \min}$  which is applied to the tuning diodes through the alignment preset trimming resistors VR1 to VR4 inclusive.

The simple circuit of Fig. 3 can be employed to provide the two regulated voltages required for tuning the circuit of Fig. 2. The 7.5V Zener diode sets the value of  $V_{T \max}$  to 7.5V, whilst the potential divider in the base circuit of the BC238 transistor and the base-emitter voltage of this transistor set the value of  $V_{T \min}$  to approximately 2V. This relatively small variation of the tuning voltage from 2 to 7.5V enables the complete tuning range from 88MHz to about 108MHz to be covered. (In most varicap front-ends, a much higher tuning voltage is required for the complete coverage of this frequency band.) If a tuning voltage above 7.5V is available, one can search for any signals at higher frequencies.

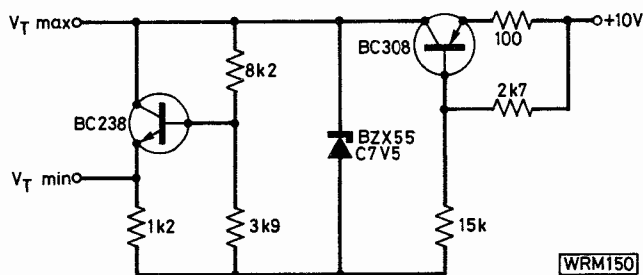


Fig. 3: A voltage regulator circuit which can provide the two stabilised tuning voltages for Fig. 2

## Alignment

The alignment of the Fig. 2 circuit is relatively simple. The core of L5/L6 should be adjusted so that the low frequency end of the band is set to about 88MHz when the VR5 slider is at  $V_{T \min}$ . The preset resistor VR1 should be set at the high frequency end of the band so that the maximum frequency of 108MHz is received when the slider of VR5 is set to  $V_{T \max}$ .

The other inductors are aligned at the low frequency end of the band and VR2, VR3 and VR4 at the high frequency end for maximum signal. Repeated adjustments at each end of the band should not be required in order to obtain correct alignment with this circuit.

The output tuned circuit, L8 resonates at 10.7MHz and the coupling coil, L9 provides a 50Ω output to the succeeding i.f. circuit. The bandwidth at the output is about 500kHz.

The a.g.c. circuit in Fig. 2 is shown by dotted lines, D7 being the S262D diode. The a.g.c. starts to become effective at an input signal level of about -30dBm.

## Performance

The typical power gain of the Fig. 2 circuit is 30dB and the noise figure is quoted as 5.5dB typical. These figures compare well with those of commercial front-end v.h.f. modules. The three signal frequency tuned circuits together with the design of the internal circuitry enable excellent rejection of spurious signals to be obtained. The quoted values for the image rejection, i.f. rejection and the spurious response rejection 5.35MHz from the centre frequency are 80dB (typical), 100dB (minimum) and 90dB (minimum) respectively.

The gain of the circuit is constant to within 1.5dB over the complete tuning range. The input and output impedances of 50Ω each match coaxial cable, but other impedances can be obtained by modifying the number of turns on L11 for the aerial input impedance or on L9 for the output impedance.

Readers may wish to compare the performance figures quoted for the TDA1062 circuit with those of various commercially produced v.h.f. front-ends on page 273 of our August, 1977 issue.

## Conclusions

The TDA1062 is the first device to be made available which incorporates most of the circuitry required for a v.h.f. front-end in a single chip. The home constructor should find it much easier to use than to construct a front-end using only discrete devices, but never-the-less considerable care is required with the construction of circuits operating at such high frequencies. Many of the problems of obtaining a suitable component layout can be solved by the use of a commercially produced printed circuit board.

The TDA1062 should also be suitable for use in the 144MHz (2 metre) amateur band. It is available from Ambit International at £1.95 plus VAT together with a suitable diode and the necessary coils.


# KINDLY NOTE!

### VMOS Top Band Transmitter, July 1979

A few readers have experienced problems in obtaining some of the components used for this project. The following notes may be of assistance:

1. Capacitors C4 and 8 were incorrectly listed as ceramic disc. They should be polyester or polycarbonate types but are not critical.
2. As an alternative to 350V polystyrene, capacitors C9, 10, 11 and 12 can be 350V d.c. working silvered mica types. C9 and 12 can be 1.5nF.
3. The oscillator f.e.t. Tr1 is fairly critical in its bias levels. Of those types tested by the author, only the TIS88A was found to be completely satisfactory.
4. Transistor Tr6 is not critical, and can be virtually any small-signal pnp type.
5. The barrel of a discarded ball-point pen provides an inexpensive source of 8mm diameter formers for L1, 2 and 3 in the low-pass filter.
6. Mullard FX2249 ferrite blocks are available from C. Bowes & Co. Ltd., (see advertisers' index). The winding arrangements are similar to those shown in Fig. 5 of "Aerials for 160m" in this issue, except that primary and secondary are transposed to provide a step-up.
7. As an alternative to a 10W speaker matching transformer, a mains transformer may be used, though this will be physically larger, and will not give such good results. The secondary winding should be 12-0-12V or 0-12-24V, and be capable of carrying 1A d.c. without saturating. Probably a minimum of 2A rating will be necessary. The mains primary is not used.

When setting up the modulator bias level, VR2 slider should be turned fully **clockwise** before applying power to the transmitter.



**by Eric Dowdeswell G4AR**

There seems to be a complaint prevalent among some readers who have the older valved receivers, namely "sensitivityitis". The symptoms are a degree of jealousy for the modern receivers that claim a "sensitivity of 0.5µV", whatever that might mean, and an inability to find the DX logged by other readers.

There are even those who spend pounds on a new set of valves, a waste of money in most cases. Now for the cure to this strange malady. First of all, if the set is getting stations at all on the amateur bands then there are three matters that can be actioned, any or all of which can prove effective.

First, spend a few more months just listening, to gain more experience in picking out the weak DX from under the general bedlam, choosing the right band(s) for the time of day. In other words don't look for DX on 80m in the middle of the day. Secondly, if you feel the set isn't quite up to scratch and that you are competent to wield a signal generator and trimming tools then try aligning the r.f. and i.f. stages of your set, but leave the first oscillator trimmers alone if the calibration is reasonably good. Thirdly, try improving the aerial system.

The order in which the cures are carried out will depend upon individual circumstances. If one is experienced on the bands with a fair receiver then the aerial ought to come in for attention first, looking for improvements in height, length and distance from houses, trees, etc., not forgetting the absolutely essential aerial tuning unit.

Do try to get more than one aerial up and preferably of different types to give a choice of directivity and angle of reception. In this connection always check on the direction(s) of optimum reception of any aerial erected, looking at the polar diagrams in an aerial handbook if you are not already conversant with them. Don't forget that the polar diagram for a wire will vary greatly from band to band, a null on one band becoming a point of best reception on another.

When studying an aerial's characteristics do use a proper Great Circle map based on the UK, usually London, and not maps from a school atlas! Mercator may have been a great navigator but his maps are useless for our purposes. As an example, if you want to put up a half-wave dipole for VK and ZL then the wire must run

NW/SE as the Great Circle route is to the NE/SW and not to the NW/SE as you always thought! Great Circle maps are obtainable from HMSO, the RSGB and *Short Wave Magazine*.

If r.f./i.f. alignment is the order of the day do get a manual for your set and follow instructions. Use a proper signal generator and not some wobbly DX station as the signal source. Normally only the trimmers at the high-frequency end of the range will need touching as these are very susceptible to vibration, shock, etc. Go over the i.f. alignment several times as the settings on each i.f. stage are inter-dependent. If a crystal filter is fitted, switch it in and tune the signal generator for maximum on the output meter and not to precisely 465kHz or whatever it is supposed to be.

Don't touch the oscillator trimmers unless you have an adequate crystal calibrator or frequency meter, and **never** use a signal generator as a frequency meter because they are not meant to be accurate in terms of frequency.

Re-valving a receiver at random is most unwise as almost certainly it will then want re-aligning because of the changes in valve inter-electrode capacitance which form part of the r.f. and i.f. circuitry. Finally, if you have an old receiver don't expect the same degree of accuracy of dial calibration that can be obtained with a digital frequency readout or with a receiver using the Barlow-Wadley system, such as the FRG-7 and SRX-30. You can get along quite well with a crystal controlled marker generator feeding into the aerial socket of the set.

## Here and There

An interesting letter from **Cyril Pratt** BRS42386 living in Stevenon, Oxon, reveals that he and his XYL are both invalids, without transport, yet Cyril, although an OAP, finds time goes far too quickly for him. He's become a very keen listener to the amateur bands and has a 100ft wire up plus a 28MHz rotary dipole fashioned from aluminium tubing. Present project is a 144MHz converter to be followed by a suitable Yagi beam. Makes all my aches and pains seem as nothing! Must remember to stop grumbling at the odd twinge!

In Paignton, Devon, lives **Tom Hillier** of 23 Palace Avenue, and he'd like to hear of other users of the CR100 with a view to getting more out of his set, if indeed it is lacking at all. So if you've played around with one why not contact Tom? An interesting note from **Brian Burke** G4HIY on the matter of phonetics. A CQ call on 20m, using the proper phonetic alphabet, raised a KL7 who mistook the call and thought it was a GS4! Others thought it was a new country and Brian worked several new countries himself before he was able to get it over that he was just another G4! He, too, would like the proper names changed in the present ITU phonetic alphabet.



On the same subject G4FLK who was in RAF and civil telecomms from 1927 to 1965 quotes the phonetic alphabet used by Imperial Airways in the 30's and asks: "why the hell did they have to alter that?" Well, there was one before that, that started with "Ack", "Beer", etc., so no doubt there were grumbles when that was changed! Unfortunately there are always people around who do these daft things just to justify themselves in their job, not to make it easier for all concerned.

A brand new FRG-7 is the pride and joy of **Paul Bown** BRS40740 of Reading, Berks, fed from an aerial in the loft which I trust Paul will do his best to convert to an outside wire which his new acquisition deserves, plus an a.t.u. of course!

## DXing

After trying baluns and other dB-losers in his aerial circuit **Pete Lucas** (Newport, Salop) has thrown them out and taken his vertical into his AR88 via an a.t.u. He very sensibly built a crystal calibrator and drew up some calibration graphs for the set, on the amateur bands at least. Pete logged OJ0MA on Market Reef for a new one, as it was for the many who logged and worked him. This was on 10m while on 15m it was VQ9s DS, JJ and TR for a useful trio. For those who copied SV1DC/A on Mount Athos, Pete says the QSL QTH is Box 161, Athens. Suppose I could take my HW32A on my annual visit to SV land and do ditto!

As the sole upholder of the ST call for a number of years I'm glad to read in the IARU Region 1 News that there is now a club in Omdurman 6T1YP and several active members such as 6U2AA, ST2FF, 6T2NI (YL-Nadia), ST2MM and ST2ID. Needless to say those new prefixes will be very welcome for the WPX chasers. Club QTH and QSL address is: PO Box 80, El Morada, Omdurman, Sudan. The same news source mentions the changes to the Nigerian prefixes which now run from 5N0 for the Lagos area through 5N1 to 5N9 for other areas. Until recently the only licensed stations were 5N0AAJ, 5N1AAE, 5N2AAV, 5N0AAM and 5N0NAS so all others should be treated with a pinch of salt. In Greece changes have been made, although SV1 remains Athens and district, but Crete now becomes SV9 rather than SV0 which is reserved for reciprocal licences. Past SV0s were reciprocal anyway.

After rather poor results with his *PW* Direct Conversion Receiver, **Allan Stevens** of Crowthorne, Berks, tried the aerial download of his TV set, and was pleasantly surprised with things like C5ABM in the Gambia, CM8DK, VP8HA and 5L2BS in Liberia, so imagine what a good aerial would do! However Allan reckons the *PW* job an excellent effort for the £10 it cost him to make it.

Reports on the various bands are welcome and should be sent direct, by the 15th of the month, to:

**AMATEUR BANDS** Eric Dowdeswell G4AR, Silver Firs, Leatherhead Road, Ashted, Surrey KT21 2TW. Logs by bands, each in alphabetical order.

**MEDIUM and SW BANDS** Charles Molloy G8BUS, 132 Segars Lane, Southport PR8 3JG. Reports for both bands **must** be kept separate.

**VHF BANDS** Ron Ham BRS15744, Faraday, Greyfriars, Storrington, Sussex RH20 4HE.

Still our lone RTTY exponent **Dennis Sheppard** in Sheerness, Kent, gets copy on the three top h.f. bands with stuff like HK2ECH, PZ1AC and LU2DGO on 20m, 5Z4RT, 9G1JX and WB0KFB on 15m and PY5PW on ten. Regular **Bernard Hughes** of Worcester has progressed through many receivers from an Eagle SX40 to his present Drake R4C and is casting envious eyes on the so-called "ultimate receiver" the R820! Bernard has 306 countries confirmed out of 308 heard which is pretty remarkable. I am still trying to persuade him to go for his RAE as obviously there is nothing lacking on the receiving side. Recent catches include OA4CRB, VP8NO, XE1ABC on 80m, all after midnight, AP2P, CO3VR and TF3TF on 40m with CO2CI, HS1ABD, KB6FM, VR3AR, VK2AGT/LH (Lord Howe Is) on 20m. On 15m it was HK0BKX, P29NNL, 5U7AF and 5N0DOG with 10m providing C31YM, H44CT, TU2FH and XT2AT, all on s.s.b. using 10/15/20m dipoles and a 66ft long wire.

**David Palmer** (Stowmarket, Suffolk) was mislead into thinking he was doing well with indoor dipoles, getting the Europeans loud and clear, until he fixed up a long wire outside and started to find the real DX on his Trio JR310. On 20m it was HS1CB, HZ1TA, J7DAU (Dominica), VQ9TR and VS6HG with 15m coming up with A35WL, FK8CR, HM1SX, TR8RG, VP9JB, VQ9WJ, XT2AW, 6W8AE and 9X5PP. Sole catch of note on 10m was YB0ADW.

When not playing about with his transmitter **Mike Stollov** of Blackley, Manchester, heard C5ABK on 20m, CT3AF, HP1CY, HS1ABD, VP2ML on 15m with only 5T5CJ on 10m so it looks as if ten is down in the doldrums at the moment in spite of a slowly rising sunspot count. Mike uses an FRG-7 and 66ft wire plus a.t.u. **Peter Hawkes** (Stourbridge, W. Mids) is starting to study for his RAE, and being an electrician by trade ought not to find it too hard. His DX160 and long wire found ZL1BIL on 7MHz, VQ9JJ, OJ0MA, HC1LS on 14MHz and CT3AR, 3D2BM, HS1WR and 9N1MM on 21MHz with nothing to report on ten.

The trouble with **Bill Rendell** of Feock, near Truro, in Cornwall, is that all the DX he quotes is good stuff and I don't know what to leave out! His Heathkit AR3 with preselector and 115ft aerial heard C31SR, M1C, VP2MFE, VP8HA, VK8LD (that's a rare one indeed!), all 20m s.s.b. with 15m providing C6ANU, C31SQ, HC2HX, HM1QD, VP2VJ, VP8SO on Signy Is, XT2AW, YB0WR, ZD8WT, and 3B6CD on Chagos, also not heard all that often.

Bill comments on the odd effects that dust in the tuning capacitor of a receiver can have, especially on s.s.b., causing uneven tracking of the sections. He tried a vacuum cleaner with amazing results and recommends the idea to readers.

Allan Stevens, mentioned earlier, put his new Trio 9R59DS to good use with YB0WR on ten, VQ9WJ on Chagos on fifteen and VP2MAI, YS9EA and ZF1HJ in the Cayman Is. Unusual logging of UM8MAI on 160m c.w. from **Ian Marquis** (Leigh-on-Sea, Essex) as was XT2AW on 40m c.w., and in the same mode H44CF on 15. Finds on s.s.b. included F0CH/FC, OJ0MA and 9K2DR on 80m, FK8CR, FM7AV, FR7ZN, JT0LAJ (that's a nice one), SV1IW/A on Mount Athos and ZK1CQ (QSL to ZL1AMO), all with an FRG-7, dipoles and 120ft wire.

Last for this month is **Dave Coggins** from Knutsford, Cheshire, who drummed up something on 10m using a two-element quad to his DX160, like C5AAP, VP2MAY, XT2AW, ZS3BT and 9J2LL, which goes to show what something more than a wire can do. At the other end, on 80m, Dave logged CN8AK, F0CH/FC, HC1BI and YV1TO on his 60ft wire, with VP5PX, YS9RVE, PJ3AS

# MAIL FROM BREDHURST ORDER ELECTRONICS

Our NEW larger premises enable us to offer a more efficient faster service

Tel: 0444 400786

HIGH ST., HANDCROSS, SUSSEX

Tel: 0444 400786

## H.F. RECEIVERS

Lowe SRX 30	£179.00
Yaesu FRG 7	£215.00
Yaesu FRG 7000	£372.00
Trio R 820	£790.00

## 2 METRE FM RECEIVERS

Search 9	£59.00
FDK TM56B + scan	£106.00
Belcom AMR 217B + scan	£120.00
HF 12 Pocket	£79.95

## MARINE VHF RECEIVERS

Search 9	£59.00
FDK TM 56B + scan	£115.00
Belcom AMR 217B + scan	£120.00
HF 12 Pocket	£79.95
SR 11 + scan	£87.00

## AIR BAND RECEIVERS

Lowe AP 12	£120.00
Waltham W144	£29.95

## POPULAR ACCESSORIES

Jaybeam Antennas	P.O.A.
ASP Mobile Antenna	P.O.A.
Highgain H.F. Antenna	P.O.A.
G. Whip Mobile H.F. Antenna	P.O.A.
Microwave Modules	P.O.A.

## SPECIAL OFFERS

12v 3A cont. power supply	
5A surge fully protected	£19.50
ASP CMH 1010 500 ohms	
Hand held microphones	£6.75

## THIS MONTH'S FEATURE



THE YAESU  
**FRG 7**  
**£215**  
FOR ONLY inc. VAT and carriage

This superb general coverage communications receiver offers high stability, high sensitivity and a general performance which has caused it to become the 'STANDARD' receiver for amateur and short wave enthusiasts.

Powered by 240v A.C. or 12v d.c. and excellent control layout make this receiver versatile and easy to use.

Supplied fully tested and guaranteed, complete with comprehensive handbook and accessories it represents excellent value for money at only £215.

To order your FRG7 please send cheque or phone your credit card number to the above address.

ACCESS ● BARCLAYCARD ● INSTANT H.P.  
All prices include carriage and VAT.

## H.F. TRANSCEIVERS

Dentron HF 200A	£408.00
Trio TS 120v	£408.00
Yaesu FT 7B	£430.00
Trio TS 120S	£495.00
Trio TS 520S	£542.00
Yaesu FT 101Z	£574.00
Yaesu FT 101ZD	£661.00
Trio TS 180S	£712.00
Trio TS 820S	£832.00

## 2 METRE F.M. MOBILES

ICOM IC 240	£193.00
FDK Multi 700E	£229.00
Trio TR 7500	£240.00
Yaesu FT 227R	£244.00
FDK Multi 800D	£289.00
Yaesu FT 227 RBS	£295.00

## 2 METRE F.M. HANDHELDS

Yaesu FT 202 R	£99.00
FDK Palm II	£139.00
FDK Palmsizer	£159.00
ICOM IC 215	£162.00
Trio TR 2300	£199.00
AOR AR 240	£199.00

## 2 METRE MULTIMODES

ICOM IC 245E	£399.00
FDK Multi 3000	£519.00
Trio TS 700	£549.00
ICOM IC 211E	£549.00
Yaesu FT 225RD	£615.00

## 2 METRE SSB

Mizuhō SB 2M	£165.00
Trio TR 7010	£193.00
ICOM IC 202S	£199.00



## TRIO EQUIPMENT

### SRX30 SWL RECEIVER £181.75

(inc. £3.75 Securicor Delivery)

		Price inc. VAT	Carr
<b>R820</b>	The ultimate SWL receiver	<b>790.00</b>	<b>3.75</b>
<b>YG455C</b>	CW filter 500Hz	<b>61.50</b>	<b>.80</b>
<b>YG455CN</b>	CW filter 250Hz	<b>69.00</b>	<b>.80</b>
<b>SP820</b>	Speaker	<b>39.00</b>	<b>1.50</b>
<b>R300</b>	General coverage receiver	<b>189.00</b>	<b>3.75</b>
<b>HS5</b>	Communications headphones, tailored response	<b>23.50</b>	<b>.75</b>
<b>HS4</b>	Communications headphones, tailored response	<b>10.75</b>	<b>.75</b>
<b>VHF AMATEUR RECEIVERS</b>			
<b>SR5</b>	Tunable/crystal 2m FM receiver 144-146MHz	<b>46.00</b>	<b>.86</b>
<b>AMR217B</b>	Scanner with 8 crystals. The best and most popular		
	Mains/battery	<b>120.75</b>	<b>1.50</b>
	Crystals for above. Each	<b>2.50</b>	<b>.15</b>
<b>ROTATORS, TUNERS &amp; SWITCHES</b>			
<b>AR40</b>	(5 core cable required)	<b>54.83</b>	<b>3.75</b>
<b>FU200</b>	For lightweight 2m beams	<b>40.39</b>	<b>3.75</b>
<b>CL22</b>	SWL Antenna Tuner 1-8 to 30m Hz	<b>16.19</b>	<b>.75</b>
<b>CK3</b>	SWL 3-way Antenna Switch	<b>7.20</b>	<b>.50</b>
<b>DAIWA</b>	CS201. 2-way Antenna Switch	<b>11.98</b>	<b>.50</b>
<b>KW SWL</b>	3-way Antenna Switch	<b>14.80</b>	<b>.50</b>
<b>AIR BAND RECEIVERS</b>			
<b>SHARP</b>			
<b>FX-213-AU</b>	Air Bands Portable Receiver	<b>16.00</b>	<b>1.00</b>
<b>LOWE AP12</b>	Crystal Controlled air band portable receiver w/nl-cad batteries, charger and fitted 12 crystals	<b>118.45</b>	<b>1.00</b>
	Leatherette Case	<b>2.28</b>	<b>.25</b>

All prices include new VAT rate

Buy by post or phone your Barclay Card or Access number.


Alternatively, call in for a chat. The shop is just 10 minutes from Leeds City Station, and there's easy parking if you travel by car ★ Instant H.P. for licenced Amateurs ★ Extended Credit Terms Available ★ Send 50p for Catalogue and Price List.

**LEADS AMATEUR RADIO**  
27 Cookridge Street,  
Leeds, W. Yorks. Tel. 452657

## LOWE TRIO DISTRIBUTOR



LEADS are area distributors for Jay Beams, Antenna Specialists and Hilomast Products.



IF YOU ARE INTERESTED IN

## AMATEUR RADIO

AND LIVE IN OR NEAR KENT

WHY NOT COME AND VISIT US

(or Phone us for a copy of our Catalogue)

WE STOCK

TRANSCEIVERS POCKET RECEIVERS  
BOOKS RECEIVERS POWER SUPPLIES  
ROTATORS AERIALS

FOR

AMATEUR, MARINE & PRIVATE MOBILE RADIO

## THANET ELECTRONICS


143 RECVLER ROAD, HERNE BAY, KENT

Tel: (02273) 63859

Telex: 965179

# Don't buy an FRG7000... before you read this.

## YAESU FRG7000 DELUXE GENERAL COVERAGE RECEIVER.



The FRG7000 is based on the successful FRG7 design with a host of features that make it a deluxe receiver for the really serious short wave listener. Digital readout, electronic clock and timer, superb selectivity all go to make up the receiver that everyone aspires to own. Frequency coverage is 0.2 MHz to 30 MHz and the clear digital readout makes it one of the easiest receivers to use.

**£375** inc. VAT & free Securicor delivery:

### Reviewed this issue.

Regular readers of Practical Wireless will know from recent issues that we are one of the country's leading specialists in amateur radio and short wave receivers. Our business has been built up by giving sound, honest advice to customers, whether they are buying a £700 receiver or an aerial insulator. Because we are staffed by enthusiasts, we are a pretty fussy bunch of chaps when it comes to selecting and selling communications equipment. That's why you will only find models on our shelves that have passed our critical test procedure as representing good performance and value for money. If we don't like a model we won't stock it... which means it's either over priced or it's a poor performer! The FRG7000 is definitely neither of these. If you can stretch to its price of £379, you'll be the owner of one of the finest receivers in the World, costing below £1,000.

Now £379 is a lot of money to most people and we would not be honest if we didn't admit that we do occasionally get a faulty FRG7000. By faulty we don't necessarily mean it fails to work but rather that it does not meet the manufacturer's published performance figures. Almost always this is due to its long journey halfway round the World from Japan. That's why we run our own quality control tests on all receivers prior to despatching them. We check for both electrical and mechanical faults and above all check it for sensitivity - i.e. its ability to resolve the weakest of signals. Only when we are satisfied that it is in perfect order, do we release it. If you order by mail order or telephone your credit card number, then we'll have it speeding on its way to you via Securicor, who normally deliver within 24 hours. Retail callers will be made welcome at our ground floor showrooms, where equipment can be demonstrated.

Therefore, when you buy from us you won't receive an unopened box and spend the next 12 months wondering whether conditions are poor or your receiver is not up to specification! You'll also be assured that in the unlikely event of your receiver developing a fault our technical team will be there to assist you promptly and efficiently.

## WATERS & STANTON ELECTRONICS

Warren House, 18/20 Main Road, Hockley, Essex.  
Tel: Hockley (03704) 6835.

(NOTE NEW ADDRESS).

Opening hours: Mon-Sat 9.00-5.30.  
E.C. Wed 1.00 p.m.

## General Coverage Communications Receiver FRG-7



### ● 0.5-29.9MHz Coverage with 10kHz Readout

The FRG-7 is a precision-built all-purpose communications receiver featuring all solid state construction for long life and high performance. Utilizing the Wadley Loop drift cancellation system, in conjunction with a triple conversion super-heterodyne circuit, the FRG-7 boasts high sensitivity along with excellent stability. It provides broadcast listeners with such features as a 3-position tone selector, an RF attenuator, and an automatic noise suppression circuit. For many years of satisfying reception the FRG-7 is the receiver for you. Free Securicor Delivery **£210**.



**WIDE RANGE OF  
NEW and USED  
RECEIVERS and  
TRANSCIVERS**



## AMCOMM SERVICES

194A Northolt Road, South Harrow, Middx.  
01-864 1166 01-422 9585

## STEPHENS-JAMES LIMITED

COMMUNICATION ENGINEERS

47 WARRINGTON ROAD, LEIGH WN7 3EA

ENGLAND

Telephone (0942) 676790

Everything for the Short Wave Listener.

We stock receivers and listening aids by most of the world's leading manufacturers. Full range of VHF receivers—transceivers. Mobile equipment pre-selectors—filters—antennas. Stabilised power supplies from 2 to 20 Amp. Antenna switches—converters. Aluminium masts—clamps. Antenna rotators.

YAESU  
FRG7-FRG7000

Drake  
SSR-1 \* SPR4 \* R4C \*

Secondhand Equipment

Our secondhand equipment stock changes daily. Send S.A.E. for latest price list. Part exchanges welcome. Access-Barclaycard and H.P. facilities.

TRIO  
R-300-R820S

Lowie SRX30 Receiver

Antenna Multituners

Designed and manufactured by ourselves. Over 1000 sold in over 50 countries.

Mk2 covers 550 Khz 30MHz

Prices include VAT and postage.

**£25-56**

## PRACTICAL WIRELESS T.V. SOUND TUNER

(Nov. 75 article by A. C. Ainelle)

Copy of original article supplied on request

IF Sub-Assembly (G8) **£7.82**. P&P 85p.

Mullard ELC1043 V'cap UHF Tuner **£6.33**. P&P 40p.

3-way Station Control Unit **£1.38**. P&P 30p.

6-way Station Control Unit (Special Offer) **£1.15**. P&P 35p.

Power Supply Prtd Circuit Board **£1.15**. P&P 35p.

Res. Caps, Semiconds, etc. for above **£6.67**. P&P 45p.

Mains Transformer for above **£2.88**. P&P 35p.

P&P all items 95p.

(Price of goods and P&P includes 15% VAT)

Callers welcome at shop premises.

## MANOR SUPPLIES

172 WEST END LANE, LONDON NW6  
(Near W. Hampstead Tube Stn.) Tel. 01-794 8751



and VP2ML on 40m. On 20m it was TO8DO (Tahiti), VP8HZ, VR6TC (Pitcairn Is) and 5W1BP on W. Samoa. Finally on 15m it was YC6HS in Indonesia, ZF1HJ, 3D2BM (Box 590, Suva, Fiji), 6W8AR, FO8DT, H44CF, T2AAA on Tavalu and VK7GK.

## Club Info

October 12 sees Ron Ham of *PW* VHF Column fame talking to the **West Kent ARS** on *Man on the Moon* at the Adult Education Centre, Monson Road, Tunbridge Wells at 8pm, with Bredhurst Electronics expounding on commercial gear on the 26th. Informal meetings at the Drill Hall, Victoria Road, on the alternate Tuesdays. Write to: Brian Castle G4DYF, 6 Pinewood Avenue, Sevenoaks, Kent, for more info.


For the latest news on meetings of the **Northern Heights ARS** contact: Geoff Theasby G8BMI, 12 Southfield Avenue, Riddlesden, Keighley, or ring 62859. *NHARS News* is good reading and the meetings are held every Wednesday at the Bradshaw Tavern, Bradshaw, Halifax. In **Bury** the **ARS** meets every Tuesday night at Mosses Centre, Cecil Street, and on Oct 9 a construction competition will be judged and there will be a film show. New faces are very welcome to the club which boasts an FT101 and up-to-date library. Write: M. Bainbridge G4GSY, 7 Rothbury Close, Ainsworth Road, Bury.

How about contacting **Mary Palmer G8RZR** about meetings of the **Mid-Warwicks ARS** held on the first and third Mondays at 8pm at 61 Emscote Road, Warwick. She resides at 12 Edmonds Close, Woodloes Park, Warwick. Several club meetings are being devoted to "Getting Started" in amateur radio, to help prospective RAE candidates with some practical work. A brief note from Stuart Hardy reveals that the **Nottingham AR Club** meets in the Sherwood Community Centre, Thursdays at 7.30pm, newcomers welcome of course.

Recently re-formed **Pontefract RS** has call G3FYQ with fortnightly meetings at Knottingley Town Hall 7.30pm with SSTV being the subject on Oct 18, courtesy G4IBN and G4FBA, and a film show on the night of Nov 1. Details from: Phil Butterfield G4AAQ, 43 Lynwood Crescent, Pontefract, W. Yorks, or ring 71071. Now to the **Edgware and District RS**, second and fourth Thursdays, 8pm, Watling Community Centre, 145 Orange Hill Road, Burnt Oak, Edgware. Oct 11 sees G3GC expounding on choosing a site for v.h.f. and Oct 25 means Barry Haines on using a personal computer. Club puts out RSGB slow Morse under call G3ASR so send for details to: Howard Drury G4HMD, 39 Wemborough Road, Stanmore, Middx or try 01-952 6462.

Please aim to get your logs and letters to me by the fifteenth of the month.

**PLEASE MENTION  
PRACTICAL WIRELESS  
WHEN REPLYING  
TO ADVERTISEMENTS**



## MEDIUM WAVE DX

**by Charles Molloy G8BUS**

Local Radio has crept into the m.w. band in the UK unobtrusively during the past ten years or so, and there are currently some 40 stations operating with powers of between 100 watts and 50kW, with a few more to come. They can be split into two groups, those run by the BBC and those belonging to the Independent Broadcasting Authority (IBA), the latter being commercial stations which carry advertising.

The BBC is to be found on 13 different frequencies which are: 756kHz (397m), 774 (388m), 855 (351m), 999 (300m), 1035 (290m), 1116 (269m), 1359 (221m), 1458 (206m), 1485 (202m), 1503 (200m), 1521 (197m), 1548 (194m), 1584 (189m). The majority of BBC outlets use the name of the town or city as part of their identification with, exceptionally, Radio Solent on 999kHz which is in Southampton, Radio Merseyside 1485 in Liverpool and Radio Humberside also on 1485 which is in Hull.

The IBA stations, which are on 990kHz (303m), 999 (300m), 1026 (292m), 1152 (260m), 1170 (256m), 1278 (235m), 1431 (210m), 1548 (194m), are more difficult to identify since most of them do not use place names. Beacon Radio on 990 is in Wolverhampton; Radio Trent 999 is in Nottingham; Downtown Radio 1026 in Newtownards in Northern Ireland; Radio Clyde in Glasgow, Metro Radio in Newcastle upon Tyne and Piccadilly Radio in Manchester are on 1152; Radio Tees in Stockton-on-Tees, Radio Victory in Portsmouth and Radio Orwell in Ipswich are all on 1170; Pennine Radio in Bradford is on 1278 with only 100 watts; Radio 210 Thames Valley on 1431 is in Reading while 1548 is shared between Capital Radio (London), Radio Hallam (Sheffield), Radio City (Liverpool) and Radio Forth (Edinburgh).

Manx Radio in the Isle of Man is in a category of its own. It was the first commercial radio station in the UK when it came on the air in 1964 and it is currently on 1368kHz (219m) with a power of 4kW.

## DXing Local Radio

Although m.w. DXing is normally concerned with the reception of distant stations, a number of DXers have found that local radio too, can present a challenge. An ordinary transistor portable is ideal for this type of DXing owing to the directional properties of the internal aerial. Tune in a station on the medium waves then rotate the portable and two positions, 180 degrees apart, will be found where the station either disappears or its strength is reduced to a low value. These are the nulls and they are very useful for winking out DX. Tune onto one of the shared frequencies such as 1152kHz, rotate the portable and, depending on your location, you may be able to separate one or more of the broadcasters on the channel. Of course a communications receiver and loop can also be used for local radio DXing.

At night-time, broadcasts from more distant stations will be heard while at twilight, when stations are fading

in and out, some of the best catches are to be made. Twilight reception conditions may persist all day in mid-winter.

Be prepared for surprises. **Stewart Kinsley** writes from Coventry to say that he is puzzled by reception on 1548kHz. "From distances and powers I'd expect to pick up Capital Radio. The actual situation is that in the evenings I hear Radio Forth with Radio Bristol in the background, while in the mornings I hear R. Bristol". Reception was with a Drake SSR1 and 20ft non-directional aerial. You would do better with a m.w. loop Stewart.

Directional aerials are in use at some transmitters, which may account for the non-appearance of the London station. It is possible to create a null by using two or more masts joined together in a special way. There is an example beside the main railway line between Manchester and Leeds at Stalybridge where three masts, belonging (I believe) to Piccadilly Radio, should produce a directional pattern to "protect" Birmingham on the same channel. Such arrangements are commonplace in the United States where more than 4000 stations operate on the broadcast band (medium waves).

## QSLs

Local radio stations are good verifiers but do send them an accurate report and enclose return postage. A full list of stations plus addresses is to be found in the *World Radio and TV Handbook*, while the Twickenham DX Club, 13 Tennyson Avenue, Twickenham TW1 4QX in the UK will supply non-members with a copy of Broadcasting Stations of Great Britain, which contains addresses, for three 7p stamps (UK) or two IRCs (abroad).

If you are stuck, then use the station's identification plus the name of the town. For example, BBC Radio Merseyside, Liverpool will surely be delivered by the Post Office though they would prefer Commerce House, 13-17 Sir Thomas Street, Liverpool L1 5BS, which is the full address. It is also a good idea to give some details of yourself and your hobby. The station may acknowledge your report over the air and who knows, you may even win a prize for being the most distant listener.

## Geneva Plan

It is almost a year since the introduction of the Geneva Plan for the medium waves and it might be useful now to have a look at what the plan has done for (or to) m.w. DXing. It was feared that a common plan for Europe, Asia, Africa and Australasia would make DXing between these areas more difficult and to some degree this has happened. A note from **Arthur Cushen** of Invercargill, New Zealand, mentions that "with the 9kHz separation, European signals are not so numerous". New Zealand and Australia were previously using 10kHz separation which did not line up with Europe.

What was not expected though, was the non-observance of the new plan by many countries outside Western Europe. In particular a number of Middle East countries are still using pre-Geneva channels, at any rate for their lower power stations. Portugal is another offender where the higher power outlets have moved to 666, 756 and 1593, while the Radio Commercial programme is to be found on the old 692, 782, 1034 and 1562kHz.

In reply to Stewart Kinsley, the station on 1414kHz is Algiers 3 which should be on 1422. Malta is on 988kHz, Omdurman Sudan on 764, Nouakchott in Mauretania on 1349 and Amalias Greece on 1562, all pre-Geneva. It is still worth searching between the official channels for DX. Among the high power stations to be found, there is Iraq



This postage stamp is issued by West Germany to mark the occasion of WARC79, which takes place in Geneva in December

with 300kW on 755kHz, Sudan with 200kW on 960, Shiraz Iran on 985 with 400kW and Dubai on 1480 with 600kW.


## Readers' Letters

**John Rose** who is Chairman of the Handicapped Aid Programme (UK) has asked me to mention that he has moved, and asks that all mail should be sent c/o EDXC, PO Box 4, St Ives, Huntingdon, Cambs PE17 4FE. The address given in the August issue of *PW* is now out of date.

**Fred Pilkington** (G3IAG), who alternates between Newmarket and Torremolinos, mentions that he sent the BBC a tape of Radio 2 on 909 and 693 made while he was in Spain. He won an album of Top Tunes for the best DX listener to the Saturday night programme. It does seem to pay to send in a little more than a bare reception report.

## ST

Older readers will pause for a moment to mark the passing, at the age of 82, of Wing Commander John Scott Taggart. He was a Barrister-at-Law, writer, publisher and designer of the famous ST series of receivers which appeared in the early 1930s. During the first world war he was a wireless instructor in the army and during the second he was associated with radar, but it will be for his efforts to introduce the man in the street to the hobby of Wireless that ST will be remembered.



## SHORT-WAVE BROADCASTS

by **Charles Molloy G8BUS**

When asked by potential recruits to the hobby for advice on the purchase of a receiver I usually answer: "What do you want to listen to?" Confusion is often the result, caused no doubt by the large choice of receivers of various types and prices that are on offer in the shops.

## Receivers for BC Band Listening

The advice I normally offer for broadcast band listening only, is to get hold of a portable receiver with one or more short-wave bands and a telescopic aerial. With it you will be able to listen to short-wave broadcasts from all over the world. It need not be an expensive set, almost any receiver with short-wave coverage will do. If you decide after a while that the short waves are not for you, then the receiver can still be used for listening to Terry Wogan at breakfast time and nothing is lost. Many never progress beyond this stage of being a listener to short-wave broadcasts and who should say they are wrong!

## Receivers for DXing

If your interest in radio is deeper, then you would soon find the limitations of this type of receiver. You will not be able to listen to the Tropical Bands, or to Radio Amateurs. Medium wave DXing and the reception of difficult short-wave stations such as Radio New Zealand, will also be out. In order to pick up radio amateurs you must have a receiver capable of resolving single sideband (s.s.b.) and Morse (c.w.). For serious m.w. DXing you need to be able to use a loop aerial which almost precludes portables which have an internal aerial of their own, so for both purposes a communications receiver, such as the FRG-7, SRX-30, AR88, etc., is indicated. For short-wave and tropical band DXing the better type of portable receiver such as the Grundig Satellit and others, is an alternative to the communications receiver and many experienced successful DXers operate with this type of equipment. Some of these portables are quite sophisticated and may even have a dozen or more bands, digital readout and two degrees of selectivity. Remember though, they should be capable of receiving s.s.b. and c.w. if you are interested in amateurs, and there should not be an internal ferrite rod aerial for the medium waves if you are interested in serious m.w. DXing.

As I said at the beginning, it all depends on what you want to listen to. It is worth remembering though, that a communications receiver is usually a good investment and it is possible to realise on one or to trade it in for something better, without too much difficulty. There is quite a trade in secondhand gear amongst radio amateurs.

## B40 Receiver

According to **Peter le Quesne** of Dunedin in New Zealand, the Ministry of Defence, OS (NPS), Building 25A, Royal Arsenal West, London SE18 6TJ, UK, will supply manuals for the B40 and B41 receivers as well as manuals for modifications to them. They should be ordered as follows:

**B40 Receiver.** Handbook for AP57140 Series Receivers BR1617.

**B40 Modifications.** Handbook for AP57140 Series Receivers Modification BR1617 (Mods).

**B41 Receiver.** Handbook for AP57141 Series Receivers BR1618.

**B41 Modifications.** Handbook for AP57141 Series Receivers Modification BR1618 (Mods).

Peter concludes by saying that the B40 is certainly a fine receiver, in spite of the weight and size, and he understands that they are still in current use with the RNZ Navy. There are not many of them available on the surplus market in NZ, where the B40 fetches about NZ\$100.00 and the B41 \$40.00.

## 11 Metre Band

The current position at the time of writing appears as follows:

kHz	Station	Time
25 605	IBA Jerusalem	Afternoon and evening
25 620	Voice of America, Dixon	Early morning to Far East
25 630	Paris	Evenings
25 640	IBA Jerusalem	Afternoon and evening
25 650	R. Nederland, Malagasy	Mornings
25 650	BBC, UK	All day
25 690	Radio Liberty (Portugal)	All day
25 705	IBA Jerusalem	?
25 790	Radio RSA	All day
25 820	Paris	All day
25 880	VOA Bethany	Evenings
25 900	Paris Parallel 25820	All day
25 990	VOA Delano	Early morning to Far East
26 040	VOA Greenville	Afternoon and evening
26 095	VOA Dixon	Late evening

## Radio New Zealand

In reply to my request in the May issue for up-to-date information on Radio New Zealand, **Mr R. G. Haggett** who is Manager Overseas Programmes at RNZ, has sent me the latest short-wave and frequency schedule, with times in GMT, which is valid until 28 October 1979.

### Pacific Service

11.835MHz	25m	1800 to 2105
17.860MHz	16m	2115 to 0815
15.345MHz	19m	1800 to 0625
6.105MHz	49m	0640 to 1030

### Australia and NW Pacific

11.945MHz	25m	0830 to 1215
6.105MHz	49m	1045 to 1215

The short-wave service operates two 7.5kW transmitters at Titahi Bay 15 miles north of the capital city, Wellington, and the aerials are orientated in such a manner that the main coverage areas are the Pacific and Australia.

Thanks also to reader **G. Watson**, of Awamutu NZ, who supplied similar information and who points out that the interval signal is the well-known bell bird. If you haven't heard Radio NZ then you can hear a recording of the bell bird in Mitch Murray's record *Long Live Short-Wave*.



**The Pennant of Radio New Zealand Short Wave Service**





#### R820

The ultimate in receiver design. Trio R820. With more features than ever before available in a ham band receiver. This triple-conversion (8-83 MHz, 455 KHz and 50 KHz I.F.s) receiver, covering all amateur bands from 160 through 10 metres, as well as several short wave broadcast bands, features digital and analog frequency readouts, notch filter, I.F. shift, variable bandwidth tuning, sharp I.F. filters, noise blanker, stepped R.F. attenuator, 25 KHz calibrator, and many other features providing more operating conveniences than any other ham band receiver. Price £790-00, including V.A.T. Carriage £3-75.

#### SP820

Matching speaker to fit the R820, with built-in filters, 8 ohms impedance. Price £39-00, including V.A.T. Carriage £1-50.




#### FS10

The FS10 VHF FM monitor receiver is a high performance unit in such a small lightweight package that it will fit into a pocket. The receiver is available in two versions, to cover 70-80 MHz or 130-170 MHz and is therefore suitable for all amateur radio, marine radio or business radio use.

The FS10 automatically scans up to ten crystal controlled channels, stopping on any channel where a signal is present. Manual selection of any channel is also provided. Complete with rechargeable battery pack, charger and personal carphone with provision for external antenna.

Price £82-00, including V.A.T., crystals extra. (Fitted ten channels £109-25, including V.A.T.) Carriage £1-50.



#### AP12

The AP12 is a 12 channel crystal controlled airband monitor receiver covering a frequency range from 108 to 136 MHz which utilises a micro-computer which automatically peaks the R.F. oscillator and mixer stages in accordance with the crystal frequency in use. This means that you can install crystals for any frequency in the entire band without any drop in performance. Supplied complete with rechargeable battery pack, charger and personal carphone. Price £89-70, including V.A.T. Fitted 12 channels: £118-45, including V.A.T. Carriage £1-50.



#### AMR217B

The AMR217B VHF FM monitor is an outstanding receiver suitable for either the 2 metre amateur band or the VHF marine FM band and can be supplied for either band on request. The AMR217B has an eight channel scanning facility and can also accommodate up to ten additional switched channels to extend its versatility even further. The receiver is extremely sensitive and is one of the best monitor receivers available to either the amateur or professional user. It is completely self-contained with a built-in speaker and operates from 240V AC mains or 12V DC supplies. A matching mobile mount is supplied to allow easy installation in boat or car. Price £120-75, including V.A.T. (fitted 8 crystals). Carriage £1-50.



#### R512

The R512 airband receiver is a high performance unit which automatically scans up to eight crystal controlled channels. The receiver will stop on any channel on which there is a transmission, stepping on again at the end of transmission. You may lock the receiver onto any channel of your choice for continuous monitoring and if any channel should be more or less permanently occupied you may also lock out the channel to permit scanning of other channels. These facilities are available on any or all channels. Covering the full band from 108-136 MHz, the R512 is completely self-contained including built-in speaker and is supplied with mains and 12V DC power leads, whip antenna, mobile mounting bracket and personal carphone. Price including five fitted channels is £138-00, including V.A.T. Carriage £1-50.

#### SRX30

The SRX-30 represents a new step forward for the keen short wave listener or the radio amateur who needs to tune frequencies outside the amateur bands. In the past, the performance of general coverage receivers has been limited by the difficulty inherent in setting to a known frequency - OK, so you know that Radio Peking is on 8547 KHz but how do you set the receiver dial? The SRX-30, due to application of new technology solves the problem by utilising a drift cancelling loop system converting to a very high (40 MHz) first IF so as to remove image interference problems. This is followed by a stable VFO controlled tunable second IF with excellent react accuracy. The frequency range covered by the SRX-30 is 500 KHz - 30 MHz in thirty bands, each 1 MHz wide. If you wish to tune to say 14250 KHz, simply set the MHz dial to 14, the KHz dial to 250 and there you are, no fuss, no twiddling, no need to use calibrators, etc. (remember the drift cancelling system). The SRX-30 is housed in a rugged metal case and operates from 240V ac mains or 12V dc supply. Reception modes are USB/LSB/AM/CW to cater for all HF operation and the receiver is equally at home on VHF using an external converter. This receiver combines small size, accurate readout, ease of use, all mode operation, mains/battery power supply and excellent performance at a remarkably low price. See it, use it and you will like it.



Price £178-00 including V.A.T. Carriage £3-75.



#### SR9

The SR9 represents the finest value for money ever offered in the FM monitor receiver market. Available in two versions to suit the 2 metre amateur band or the VHF marine FM band the SR9 gives fully tunable coverage of either band and also incorporates the facility for installing optional crystals which will provide up to eleven fixed channels for the most popular frequencies. The SR9 is completely self-contained with built-in speaker and requires only 12V DC at around 200 mA to operate. Mounting hardware is provided for easy installation anywhere.

Price £46-00, including V.A.T. Carriage £1-00.

**PET**  
FULL RANGE OF  
COMPUTERS AND  
PERIPHERALS.  
NEW 16K IN  
STOCK.

For all that's good in Amateur Radio, contact;  
**LOWE ELECTRONICS LTD., 119 Cavendish Road, Matlock, Derbyshire. Tel: 0629 2430 or 2817.**  
For full catalogue, simply send 45p in stamps and request catalogue CPW.

# Western

THE COMMUNICATIONS SPECIALISTS  
EVERYTHING FOR THE RADIO AMATEUR



### YAESU FRG-7000

£355

The New Performance Standard in Communications receivers!

A high quality general coverage receiver for the discerning SWL and a worthwhile addition as a second receiver for the transmitting amateur.

How often have you wanted a true general coverage receiver of this calibre but been put off by the price.

The FRG-7000 is a cost-effective answer to your prayers.

★ Full and continuous coverage 250kHz to 29.999MHz ★ Operation on SSB/AM/CW ★ Switched selectivity and fine tune control for maximum efficiency on SSB ★ Accurate digital frequency readout to 1kHz, using advanced CPU techniques ★ Built-in digital clock with facilities for setting two time zones (GMT and local), selected at the flick of a switch ★ CPU controlled timing clock switches receiver on or off at preselected times; also enables control of external unit such as tape recorder ★ Wadley loop circuitry for minimum drift and maximum stability ★ Simple and accurate frequency selection; easy-to-use colour coded bandswitch and preselector.

Send large SAE for further details of this and other equipment - or use our Answerphone after hours.

## Western Electronics (UK) Ltd

HEAD OFFICE (All Mail/Enquiries)  
FAIRFIELD ESTATE  
LOUTH, Lincs, LN11 0JH  
Tel: Louth (0507) 604965/6/7

ACCESS  
VISA  
DINERS CLUB  
H.P.

### FIT A DIGITAL DISPLAY TO YOUR FRG7 OR SRX30.

These units come complete, with only three wires to connect. The FDU7 for the Yeasu FRG7 can be fitted in place of the KHz dial, or can be supplied for external use. (Please state when ordering)  
The FDU3 for the SRX30 is supplied for top of the set use only.

(Full Fitting Instructions are supplied.)

(FDU7) for FRG7

@ £44.77

(FDU3) for SRX30

@ £44.77

We also manufacture an R.T.T.Y. Converter.

The MB6R (Receive only) and the MB6R/T (Receive/Transmit).

We supply these units with single or double current loops for connection to teleprinter To Order. T.T.L./C-MOS Logic Levels and Oscilloscope Outputs are provided. Dimensions (84X304X210).

(MB6R Double or single current) @ 77.96

(MB6R/T Double or single current) @ £83.25

(All Units are fully Guaranteed, and come complete)

(No extras needed)


(All prices inclusive of postage and V.A.T.)

(Payment by P.O., Cheque or Access)

**B. BROOKES ELECTRONICS, 69 Leicester Street,  
NORWICH NR2 2DZ, ENGLAND.  
Tel: 0603-24573.**

### BUILD YOUR OWN

40MHz Counter  
Rx Digital Readout  
300MHz Prescaler  
Signal Clarifier



DIGITAL FREQUENCY COUNTER Model RQ-3 KIT £44.95

RX DIGITAL READOUT. Model RQ-30M. Modifies the RQ-3 counter to correct for any RX IF. KIT £29.95

VHF PRESCALER Model RQ-10. + 10 up to 300MHz. KIT £18.95

SIGNAL CLARIFIER. Model RQ-9. Multifunction filter. KIT £22.50

BEGINNERS SHORT WAVE RADIO Model RQ-5 KIT £10.50

CRYSTAL CALIBRATOR Model RQ-1. KIT £12.72

MORSE PRACTICE KIT Model RQ-7. KIT £9.95

Full details of all kits on request - send 9p stamp. Prices are less VAT.

**ROCQUAINE ELECTRONICS**

Aldeham, Le Coudre,  
Rocquaine, Guernsey.

Mr Haggett goes on to say that NZ time is normally GMT +12hrs but between the last Sunday in October and the first Sunday in March they are on Summer Time which is GMT +13. He goes on to say "a note for your readers, should they be fortunate to hear us, the usual 10-15 minutes of programme details will get a QSL card. We do like to receive (two) IRCs to enable us to airmail the card back with New Zealand stamps rather than franked. We would also like to hear a little about the person and his home so we may possibly give him a call on our *Mailbox* programme". *Mailbox* is on the air on the third Sunday of each month at 2215 NZ time. The address is: PO Box 2092, Wellington.

## 120 Metre Band

The first report of this column of DX on 120 metres comes from 15-year-old **Dave Wyatt** of Oswestry, who heard an unidentified station in Portuguese on several occasions on approx 2470kHz between 0115 and 0407. The rig is a BC348 and 90ft long wire. I logged what appears to be the same station on 2480kHz (measured with a frequency counter) at 2230 SIO222 with pops and Portuguese.

Harmonics from the medium waves have to be watched for on 120m, but nothing has been heard to account for this broadcast which for the moment must remain unidentified. There is DX to be heard during the afternoon in winter on 120. Look for China on 2340, 2360 and 2490kHz, Gwelo Rhodesia on 2336 and 2425 and possibly Tananarive in Madagascar on 2495kHz.

## Reader's Letter

A TCS12 Rx plus a 90ft long wire are in use at Romsey by **Paul Fry** (BRS 42483) who is looking for information about the Mauritian Broadcasting Corporation. His wife comes from that country and would like to hear their broadcasts. Has anyone logged MBC recently? It is usually heard on 4850kHz in the 60m band, but it is scheduled to be on 9710 from 0200 to 1300. Any information received will be passed on to Paul.

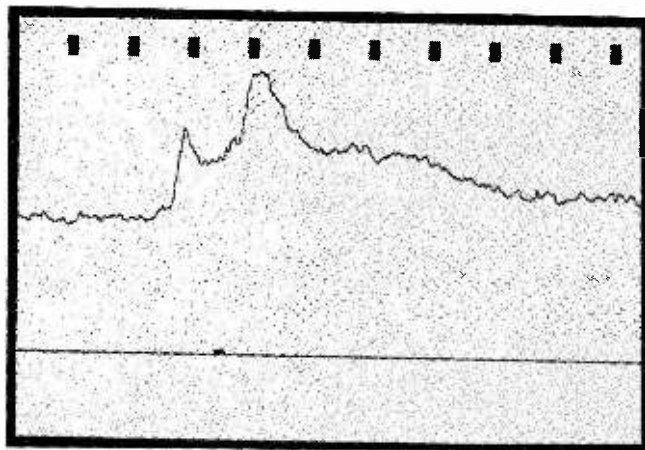


**by Ron Ham BRS15744**

A gigantic solar burst blacks out the short-wave bands; BBC f.m. signals heard in Norway; Russian and Scandinavian television seen in the UK. These are the latest highlights from my readers' reports.

## Solar

The sun was quiet from July 25 to August 13 when **Cmdr Henry Hatfield**, Sevenoaks, and I, recorded a few tiny bursts of radio noise at 136 and 146MHz respectively. At midday on the 14th (Fig. 1), I recorded a large burst of noise at 146MHz and Henry recorded it at both 136 and 1296MHz. During the morning of the 14th, Henry, using his spectrohelioscope, observed a plage



**Fig. 1: A 10 minute section of the writer's recording chart showing the peak of the long solar burst at midday on August 14 on 146MHz. Cmdr Hatfield also recorded this at both 136 and 1296MHz. The lower black line indicates the normal receiver noise level**

within a group of sunspots just past the c.m.p. and later, at 1542, while he was watching a new group of sunspots coming around the eastern solar limb, a flare with a bright spray, followed by an eruptive prominence, occurred also emitting a big burst of radio noise at 136MHz, and in six minutes it was over. Solar noise was also very strong in the 10m band at midday on the 14th. Several small bursts and some general increase in the noise level were recorded from the sun on August 15, 16, 17, 18 and 20 and an individual burst at midday on the 19th. Henry recorded another big burst between 0915 and 0930 on the 20th.

## Sudden Ionospheric Disturbance

Henry Hatfield's pen recorder was sent off scale between 1411 and 1421 on August 18 when a massive burst of radio noise came from the sun. Later, **Charlie Newton** G2FKZ, London, told me that the biggest s.i.d. for a long time coincided with the solar burst and immediately blacked out the short-wave bands from about 3 to 30MHz, which, over the following few hours gradually returned to normal.

## Aurora

No doubt the solar activity on the 13th was responsible for the patchy auroral event which manifested in two, approximately 45 minute, phases around 1800 and 2100, enabling amateurs in London to work stations on 2m in Scotland and Sweden.

## The 10 Metre Band

"I've been an amateur astronomer for many years working mostly on variable stars, but interested, of course, in sunspots and in terrestrial effects", writes **Ted Waring** of Bristol, who has built a two-transistor receiver so that he can monitor the International Beacon Project stations on the 10m band. Ted heard signals from the Cyprus 5B4CY, 28.220MHz and German DL0IGI, 28.205MHz, beacons on August 7, 9, 10, 11 and 12 while **Gordon Goodyer** BRS37345, Petworth, Sussex, heard 5B4CY on the 6th and 10th and signals from the beacons at Bahrain A9XC, 28.245MHz and Mauritius 3B8MS, 28.210MHz,

mainly in the afternoons on several days. I received signals from DL0IGI on eleven of the days between August 1 and 19, mainly due to sporadic-E disturbances.

Although the band was generally "quiet" between July 24 and August 20 there were some openings. In fact, **George Grzebieniak** RS41733, London, heard a short-skip event with lots of DFs, DMs, Gs, LAs and SMs and both Gordon Goodyer and **R. F. Nugent** G2FTS, Polegate, Sussex, reported periodic signals from VK and ZL.

## EDXC

The European DX Council have established a new headquarters in the UK and are looking for service manuals or instruction books for communications receivers, ex-govt or domestic, to assist their members. Any offers to: Jonathan Marks, EDXC, PO Box 4, St Ives, Huntingdon, Cambs PE17 4FE.

## Satellites

"OSCAR 7B still going well," writes **John Branegan** GM4IHJ, Saline, Fife. "I worked W5UCY near New Orleans at 4300 miles and GM8BKE worked Brazil, and with 14 transatlantic QSOs through 8J in a month, I cannot complain." Signals through OSCAR 8A have been giving John some good c.w. practice with OX5AF and UA6MA as a couple of rare ones.

## Sporadic-E


Strong signals from several east-European f.m. broadcast stations came pounding into the UK between 65 and 73MHz, due to sporadic-E disturbances around 1830 on July 27, midday on August 2 and the early mornings of August 1, 14 and 17. On each of these days I heard a variety of Continental radio-telephone signals between 40 and 50MHz along with random RTTY and beacon signals not normally received in the UK.

## DX TV

Between 0740 and 0820 on July 24, a sporadic-E disturbance, affecting the narrow bandwidth of 47 to 57MHz, caused television signals, identified by their test cards, from Norway Melhus and Steigen, Poland and Sweden to be received in the UK. Very often, along with a travel film, these test cards were mixing together or changing places with each other on the screen.

At 0840, what looked like a news programme, was introduced by the word HOBOTON flashing around a tower (any ideas?), and at 0849, a clock labelled CCCP appeared showing the local time of 1149 which places the transmitter a long distance away. Soon after, test cards from Finland and Russia were fighting for predominance on my c.r.t. During the morning, **Sam Faulkner**, Burton-on-Trent, Staffs, received a test card from Norway Hemnes, John Branegan saw Norway Steigen and I received signals from Poland. Sam also received test cards from Spain and Portugal on August 3 and Poland on the 6th. John Branegan received signals from Norway and Sweden during the early evening of the 29th, a test card from Spain around 1120 on the 31st and Grunten, on E2, which was displacing pictures on R1 at 1420 on August 2nd and again between 1550 and 1645 on the 3rd.

It is always interesting to watch a mix up (Fig. 2), when strong signals are coming in on both E2, 48.25MHz and R1, 49.75MHz as they did at midday on August 2 and the evening of the 6th. At 0756 on July 31, I received



**Fig. 2: Typical mix-up of pictures between R1 and E2 during an intense sporadic-E disturbance**

a test card, +PTT SRG1, from Switzerland; at 0848, a strong Russian test card, and at 1729, pictures on R1. Strong pictures were received from Finland on August 3, Budapest at 0915 on the 7th, Poland at 0840 on the 8th, Russia at 1243 on the 9th and 0900 on the 14th, Poland at 0740 on the 15th and Russia at 0827 on the 17th and 1707 on the 18th.

## Tropospheric

During the v.h.f. opening which accompanied the falling atmospheric pressure on July 27 and 28, the u.h.f. television channels were disturbed and around 2130 on the 27th, **Alan Baker** G4GNX, Newhaven, Sussex and **John Cooper** G8NGO, Cowfold, Sussex, heard EA8AK, on 2m, calling from the Canary Islands for about 30 minutes, but they could not raise him. Alan had to be satisfied with working F6DVY through the French repeater in Bologne FZ2VHF, R5 and GJ3YHU on s.s.b.

On July 30, **Bob Smith**, Mo i Rana, Norway, some 27km south of the Arctic Circle, writes: "I picked up Radio 3 from 2338 to 2341 BST and from 2343 to 2350 on 90.4 and 89.7MHz respectively (July 26/27) and then Radio 2, 90.05MHz, from 0002 to 0007. The signals were in full stereo for about 30 seconds with good hi-fi quality but with slight background hiss fading to mono for about 5 seconds and then disappearing altogether for about 10 seconds." Bob is using a Pioneer SX550 with an indoor dipole some 6ft above floor level, his QTH is only 30 metres a.s.l. and, a most interesting point, about 8km away from Bob's home an 800-metre-high mountain stands between him and the UK.

While these good conditions were declining on the 28th, Alan Baker worked F1CYB on 2m s.s.b. and, along with John Cooper, heard GU5MNX on the Scilly Isles. Throughout the event I frequently heard strong signals from stations working through the Bristol Channel GB3BC, R6 and the Kent GB3KR, R4, repeaters and G8DJW, near Dorset, was heard working through the Brighton repeater GB3SR, R3. The pressure remained below 30.0in from July 29 to midnight on August 3 then it rose sharply on the 4th to 30.2in and slowly declined through the 5th, 6th and 7th. During the change, Alan Baker worked G4IDO in Bedford on 2m c.w. and G8GXE in Slough on s.s.b. and the normal range of most repeaters increased considerably.

George Grzebieniak is looking for good tropospheric conditions in the future to try out his home-brew, G3JVL



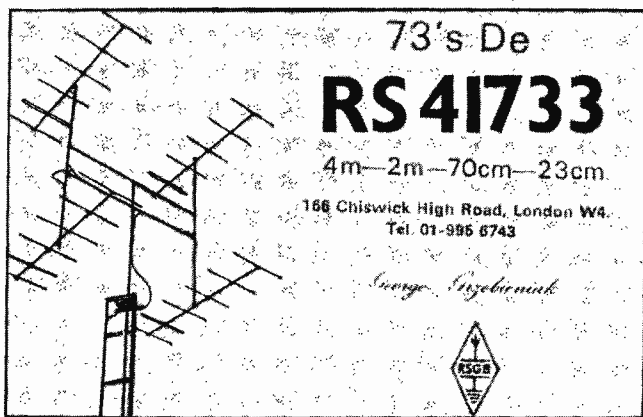


Fig. 3: The simple, but effective QSL card of v.h.f./u.h.f. listener, George Grzebieniak

23cm aerial and his new 23cm converter and, as seen in Fig. 3, his QSL cards are ready printed.

## VHF NFD

Like John Cleaton G4GHA, Wareham, Dorset, George took part in the 2m section of the RSGB's VHF National Field Day on July 7 and 8 and while John was working into EI, F, GI, GW, GU and ON, George, situated on Prevale Hill, London, logged 23 Gs, 1 GW and 4 Frenchmen and his best DX was G4OWM/A in Durham.

## NEW BOOKS

►►► continued from page 32

### A GUIDE TO AMATEUR RADIO

by Pat Hawker G3VA

Published by Newnes-Butterworths

128 pages, 246 × 186mm. Price £5.40 (hard-backed)

This is the 17th edition of the Guide, and has been completely reset, with much new material. It is intended to help the newcomer to amateur radio to learn about the hobby, covering receivers, transmitters and aerials for fixed, mobile and portable use, plus test gear. The new conditions for the UK amateur licences and the revised syllabus for the new format Radio Amateurs' Examination are incorporated, and a chapter of sample exam questions has been added, though these seem to be somewhat simpler than those used in the first of the new RAEs in May 1979.

### RADIO AMATEURS' EXAMINATION MANUAL

by G. L. Benbow G3HB


Published by the Radio Society of Great Britain

114 pages, 244 × 180mm. Price £2.22 including p&p

The introduction of the multiple-choice question examination format for the RAE, plus the associated changes in the syllabus, have necessitated the complete rewriting of several chapters and extensive revision of the remainder in this, the eighth edition of the Manual. This book is intended to provide sufficient information to enable readers to pass the Radio Amateurs' Examination, this being necessary for all applicants for an amateur transmitting licence.

## IF YOU WANT PERFORMANCE – IT'S GOT TO BE LUNAR

Lunar Electronics, based in San Diego, California, are undoubtedly the leading manufacturers of 144MHz and 432MHz Linear Amplifiers and Preamplifiers. *But* don't take our word for it, ask a LUNAR user. TAKE A LOOK AT THE RANGE.



### LINEAR AMPLIFIERS

144MHz	80 Watt all mode, Linear/Preamp £120+VAT
2M10-80P	160 Watt all mode, Linear/Preamp £160+VAT
2M30-160P	150 Watt all mode linear - preamp £170 + VAT
2M10-150P	HF3-100L2 Linear/Preamp 1-8-30MHz, 200 watt PEP
HF	output (100 watt continuous) £120+VAT

### PREAMPLIFIERS

28MHz	28MHz 1-1 db N.F. £20+VAT
PA28	
144MHz	Preamp 1-5 db N.F. £20+VAT
PA144	
PA1144	RF Switching Preamp 1-9 db N.F. £28+VAT
432MHz	

PA432-2: 1-6 db N.F. £22+VAT  
PAE 432-5: EME USE, 1-0 db N.F. 16 db Gain  
Available either direct from us, the EXCLUSIVE AUTHORISED UK & EUROPEAN DISTRIBUTORS, or from one of our appointed agents: C. B. Electronics, SMC Ltd, Waters & Stanton, Bredhurst Electronics, Crayford Electronics, Amcomm Services, GM32BE (Aberdeen) and GM8GEC (Edinburgh); TMP Electronics; See Rad Comm Adverts.

### U.K. Distributors for

### DAVIS ELECTRONICS FREQUENCY COUNTERS

### NEW! 600MHz Mini Counter £145 + VAT

General purpose low cost Counter without the sacrifice of basic performance

"Check the features we have that some other low cost counters don't have"

- All metal Cabinet ● Sensitivity 10 MV at 150 MHz ● Completely Auto Decimal Point ● 8 Digit 4" LED Display
- 240V or 12V Operation ● Selectable Gate Times (1 Sec & .1 Sec) ● Push Button Controls ● Built in Preamp
- 12V Input Jack ● Gate Light ● Crystal Time Base (1 ppm).

S.A.E. for full set of Data Sheets, or see our stand at most of the coming Raffles & Exhibitions. Trade & Export enquiries welcome.

### SOTA COMMUNICATIONS SYSTEMS LTD.

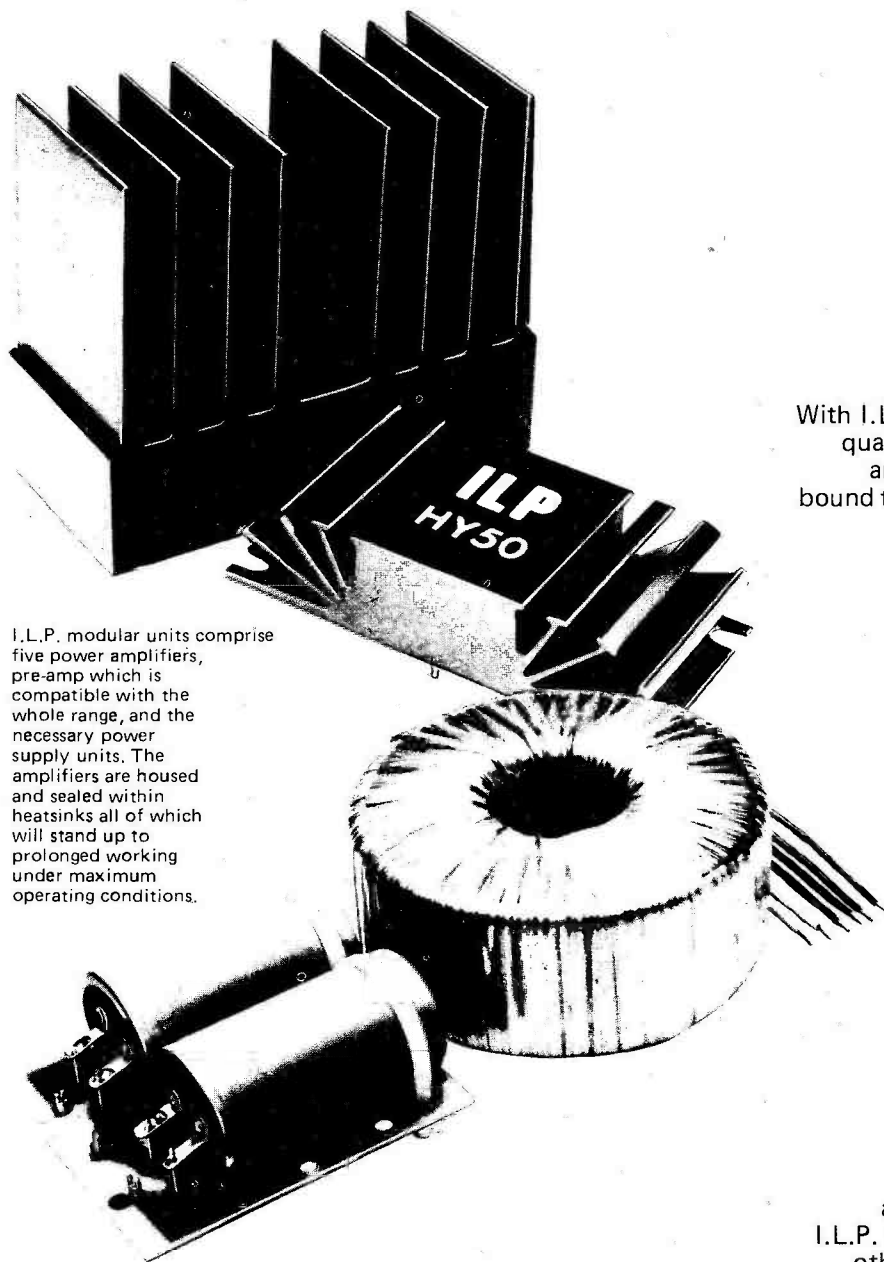
26, CHILDWALL LANE, BOWRING PARK, LIVERPOOL, L14 6TX ENGLAND Tel: 051-480 5770 Telex: 628702 SOTAG

Hours: 9.00 a.m. to 6.00 p.m., Monday to Saturday.



# Simply ahead . .

## ILP'S NEW GENERATION OF HIGH



I.L.P. modular units comprise five power amplifiers, pre-amp which is compatible with the whole range, and the necessary power supply units. The amplifiers are housed and sealed within heatsinks all of which will stand up to prolonged working under maximum operating conditions.

With I.L.P. performance standards and quality already so well established, any advances in I.L.P. design are bound to be of outstanding importance

— and this is exactly what we have achieved in our new generation of modular units. I.L.P. professional design principles remain

— the completely adequate heatsinks, protected sealed circuitry, rugged construction and excellent performance.

These have stood the test of time far longer than normally expected from

ordinary commercial modules. So we have concentrated on

improvements whereby our products will meet even more stringent demands

such, for example, as those revealed by vastly improved pick-ups, tuners, loudspeakers, etc., all of

which can prove merciless to an indifferent amplifier system.

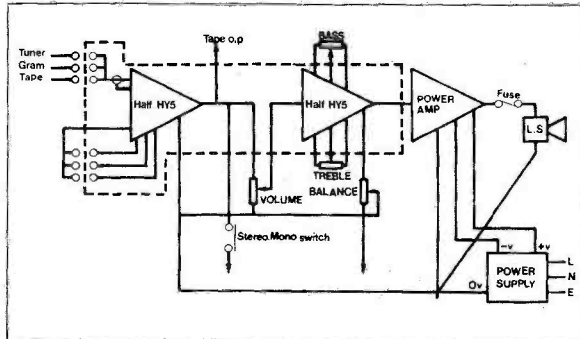

I.L.P. modules are for laboratory and other specialised applications too.

### PRODUCTS OF THE WORLD'S FOREMOST SPECIALISTS IN ELECTRONIC MODULAR DESIGN

# and staying there

## PERFORMANCE MODULAR UNITS

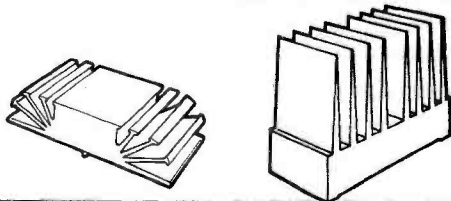
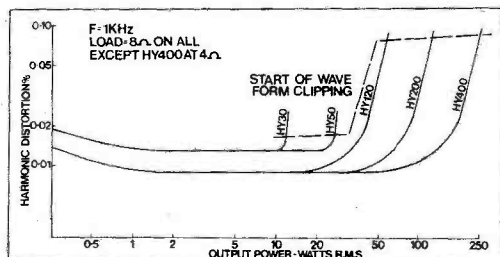
### HY5 PRE-AMPLIFIER



The HY5 pre-amp is compatible with all I.L.P. amplifiers and P.S.U.'s. It is contained within a single pack 50 x 40 x 15 mm. and provides multi-function equalisation for Magnetic/Ceramic/Tuner/Mic and Aux (Tape) inputs, all with high overload margins. Active tone control circuits; 500 mV out. Distortion at 1KHz—0.01%. Special strips are provided for connecting external pots and switching systems as required. Two HY5's connect easily in stereo. With easy to follow instructions.

£4.64 + 74p VAT

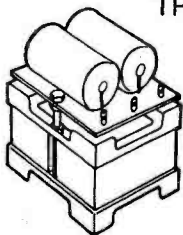
### THE POWER AMPLIFIERS



Model	Output Power R.M.S.	Distortion Typical at 1KHz	Minimum Signal/Noise Ratio	Power Supply Voltage	Size in mm	Weight in gms	Price + V.A.T.
HY30	15 W into 8 Ω	0.02%	80dB	-20 -0- +20	105x50x25	155	£6.34 + 95p
HY50	30 W into 8 Ω	0.02%	90dB	-25 -0- +25	105x50x25	155	£7.24 + £1.09
HY120	60 W into 8 Ω	0.01%	100dB	-35 -0- +35	114x50x85	575	£15.20 + £2.28
HY200	120 W into 8 Ω	0.01%	100dB	-45 -0- +45	114x50x85	575	£18.44 + £2.77
HY400	240 W into 4 Ω	0.01%	100dB	-45 -0- +45	114x100x85	1.15Kg	£27.68 + £4.15

Load impedance — all models 4 - 16 Ω  
 Input sensitivity — all models 500 mV  
 Input impedance — all models 100 K  
 Frequency response — all models 10Hz - 45KHz - 3dB

### THE POWER SUPPLY UNITS



I.L.P. Power Supply Units are designed specifically for use with our power amplifiers and are in two basic forms — one with circuit panel mounted on conventionally styled transformer the other using toroidal transformer to halve weight and height.

PSU 36	for 1 or 2 HY30's	£8.10 + £1.22 VAT
PSU 50	for 1 or 2 HY50's	£8.10 + £1.27 VAT
PSU 70	with toroidal transformer for 1 or 2 HY120's	£13.61 + £2.04 VAT
PSU 90	with toroidal transformer for 1 HY200	£13.61 + £2.04 VAT
PSU180	with toroidal transformer for 1 HY400 or 2 x HY200	£23.02 + £3.45 VAT
PSU 30	± 15V at 100mA to drive up to five HY5 pre-amps	£4.50 + 68p VAT

**NO QUIBBLE  
5 YEAR GUARANTEE  
7-DAY DESPATCH ON  
ALL ORDERS  
BUILT-IN PROTECTIVE  
CIRCUITRY  
BRITISH DESIGN AND  
MANUFACTURE  
FREEPOST SERVICE  
— see below**

### HOW TO ORDER, USING FREEPOST SYSTEM

Simply fill in order coupon with payment or credit card instructions. Post to address as below but do not stamp envelope — we pay postage on all letters sent to us by readers of this journal.



**ELECTRONICS LTD.**  
 FREEPOST 1 Graham Bell House, Roper Close,  
 Canterbury, Kent CT2 7EP.  
 Telephone (0227) 54778 Telex 905780

Please supply .....

..... Total purchase price £. ....

I enclose Cheque ☐ Postal Orders ☐ International Money Order ☐

Please debit my Account/Barclaycard Account No. ....

NAME .....

ADDRESS .....

Signature. ....





**Listen with the complete hi-fi magazine**



TRANSISTORS										TTL									
2N2119	0.38	2N6122	0.44	BC147	0.13	BD241A	0.65	S7400N	0.17	SN7414N	0.50	SN7442N	0.45	SN7445N	0.80	SN7494N	0.90	SN74145N	0.85
2N2121A	0.39	2N6123	0.48	BC148	0.13	BD242A	0.62	S7401N	0.17	SN7416N	0.25	SN7445N	0.75	SN7478N	0.45	SN7495N	0.76	SN74148N	1.30
2N2212A	0.25	2N6126	0.48	BC149	0.15	BD242C	0.62	S7402N	0.17	SN7417N	0.25	SN7446A	0.60	SN7480A	0.80	SN7498N	0.54	SN74150N	0.95
2N2219	0.25	2N6127	0.48	BC149	0.15	BD242C	0.62	S7403N	0.17	SN7420N	0.22	SN7447A	0.65	SN7481N	1.00	SN7497N	1.95	SN74151N	1.70
2N2369	0.27	2N3200	2.65	BC167	0.13	BDX30	1.90	S7404N	0.22	SN7425N	0.22	SN7450N	0.22	SN7483N	1.05	SN74107N	0.24	SN74154N	1.20
2N2369A	0.27	2N381	0.65	BC168	0.13	BDX30	1.90	S7405N	0.22	SN7426N	0.22	SN7451N	0.22	SN7484N	1.20	SN74118N	0.95	SN74155N	0.70
2N2369B	0.27	2N381	0.65	BC168	0.13	BDX30	1.90	S7406N	0.22	SN7427N	0.22	SN7452N	0.22	SN7485N	1.20	SN74119N	0.95	SN74156N	0.70
2N2501	1.40	40406	0.73	BC177	0.22	BFY50	0.35	S7407N	0.22	SN7428N	0.22	SN7453N	0.22	SN7486N	1.20	SN74120N	0.28	Also tested 74C	
2N2504	0.31	40407	0.57	BC178	0.22	BFY51	0.35	S7408N	0.22	SN7429N	0.22	SN7454N	0.22	SN7487N	1.20	SN74121N	0.28		
2N2505	0.31	40408	0.82	BC179	0.22	BFY52	1.35	S7409N	0.22	SN7430N	0.22	SN7455N	0.22	SN7488N	1.20	SN74122N	0.55	74H, 74S, 74LS	
2N2505A	0.31	40408A	0.82	BC179	0.22	BFY52	1.35	S7410N	0.22	SN7431N	0.24	SN7470N	0.22	SN7490A	0.36	SN74123N	0.55		
2N2506	0.25	40594	0.87	BC182L	0.12	BUX208	2.70	S7411N	0.26	SN7432N	0.22	SN7470N	0.22	SN7491A	0.36	SN74124N	1.20		
2N2507	0.25	40595	0.80	BC183	0.12	13100	0.37	S7412N	0.26	SN7433N	0.24	SN7471N	0.22	SN7492A	0.36	SN74125N	0.45		
2N2526	0.17	40836	1.37	BC183L	0.12	13100	0.64	S7413N	0.30	SN7434N	0.24	SN7472N	0.22	SN7493N	0.36	SN74126N	0.56		

See catalogue for full range

[illegible]

TRIACS				
All prices are each	amps	volts		
2060	4	400	1+	100+
2250	8	400	0.60	0.34
2280	8	400	0.70	0.40
2380	12	400	1.00	0.60
2480	12	400	1.00	0.60
2530	20	400	1.21	0.65
2630	25	400	0.87	1.15
40576	15	400	2.20	1.32
40869	8	400	2.20	1.68
40842	8	400	1.36	0.83
29444	5	450	1.25	0.94
		650	1.95	1.47

See catalogue for full range

[illegible]

THYRISTORS			
	amps	volts	
106A	4	100	0.38
106B	4	200	0.44
106C	4	300	0.48
106D	4	400	0.54
116A	8	100	0.50
116B	8	200	0.54
116C	8	300	0.61
116D	8	400	0.68
116M	8	600	1.08
126A	12	100	0.60
126B	12	200	0.70
126C	12	300	0.80
126D	12	400	0.90
126M	12	600	1.07

100 = prices on request  
See catalogue for full range

---

**SIEMENS**

LEOS + OPTO

	RED 7 seg displays	Leds	Red	yellow	Green
8mm CAN					
HA1D81	1.58 Large	-18	-19	-18	-18
8mm CCA	Ex bright	-44	-44	-44	-44
HA1D83	1.58 Med	-30	-30	-30	-30
18mm CAN	Small	-14	-18	-18	-18
HA1H81	1.95 Small				
18mm CCA	Ex bright	-25	-28	-28	-28
	1.95 TIL 209	-13	TIL 211		

Add 40p for p. & p. to all orders  
on orders £10.00 minimum.



# How to make a hobby

The opportunities in electronics, today, and for the future are limitless — throughout the world. Jobs for qualified people are available everywhere at very high salaries. Running your own business, also, in electronics — especially for the servicing of radio, TV and all associated equipment — can make for a varied, interesting and highly remunerative career. There will never be enough specialists to cope with the ever increasing amount of electronic equipment coming on to the world market.


We give modern training courses in all fields of electronics — practical D.I.Y. courses — courses for City & Guilds exams, the Radio Amateur licence and also training for the new Computer Technology. We specialise only in electronics and have over 40 years experience in the subject.

All the training can be carried out in the comfort of your own home and at your own pace.

A tutor is available to whom you can write at any time for advice or help during your work.

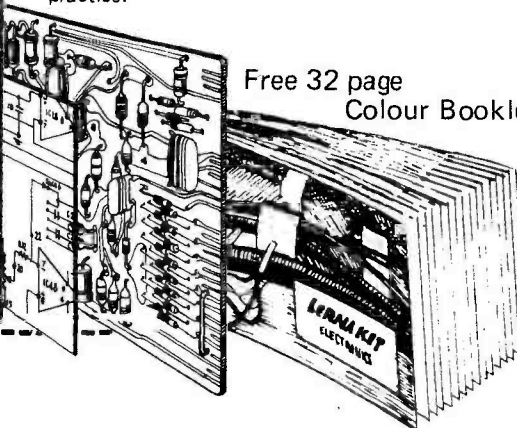
# and a career.

- COURSES AVAILABLE
- CITY & GUILDS CERTIFICATES IN TELECOMMUNICATIONS AND ELECTRONICS.
- RADIO AMATEUR LICENCE.
- COMPUTER TECHNOLOGY WITH HOME TRAINING COMPUTER.
- DIGITAL ELECTRONICS.
- BEGINNERS PRACTICAL COURSE.
- RADIO AND TELEVISION SERVICE.
- AND MANY OTHERS.



All students enrolling in our courses receive a free circuit board originating from a computer and containing many different components that can be used in experiments and provide an excellent example of current electronic practice.

Free 32 page  
Colour Booklet.



WE ARE AN INTERNATIONAL SCHOOL  
SPECIALISING IN ELECTRONICS  
TRAINING ONLY AND HAVE OVER  
40 YEARS EXPERIENCE IN THIS  
SUBJECT.

WA11

NAME.....  
ADDRESS .....

Block Caps Please

Post now, without obligation, to:-

**BRITISH NATIONAL RADIO and  
ELECTRONICS SCHOOL**

P.O. Box 156, Jersey,  
Channel Islands.

# TRANSFORMERS

30 VOLT RANGE				
Pri 220/240 sec 0-12-15-20-24-30V				
Voltages available 3, 4, 5, 6, 8, 9, 10, 12, 15, 18, 20, 24, 30V or 12V-0-12V and 15V-0-15V.				
Ref	Amps	Price	P & P	
72	0.5	2.90	0.90	
119	1.0	2.93	1.10	
3	2.0	6.35	1.10	
20	2.0	6.82	1.31	
21	4.0	8.79	1.31	
51	5.0	10.86	1.52	
117	6.0	12.29	1.67	
88	8.0	16.45	1.89	
89	10.0	18.98	1.89	
90	12.0	21.09	2.24	
91	15.0	24.18	2.39	
92	2.0	32.40	O.A.	

50 VOLT RANGE				
Pri 220/240V Sec 0-20-25-33-40-50V				
Voltages available 5, 7, 8, 10, 13, 15, 17, 20, 23, 40 or 20V-0-20V and 25V-0-25V.				
Ref	Amps	Price	P & P	
102	0.5	3.75	0.90	
103	1.0	4.57	1.10	
104	2.0	7.98	1.31	
105	3.0	9.42	1.52	
106	4.0	12.82	1.73	
107	6.0	16.37	1.89	
118	8.0	22.29	2.39	
119	10.0	27.48	O.A.	
109	12.0	31.79	O.A.	

MAINS ISOLATORS (SCREENED)				
PM 120/240 Sec 120/240V CT				
Ref	VA	Price	P & P	
107	20	4.84	0.91	
149	60	7.37	1.10	
150	100	8.38	1.31	
151	200	12.28	1.31	
152	250	14.61	1.73	
153	350	18.07	2.12	
154	500	22.52	2.47	
155	750	32.03	O.A.	
156	1000	40.92	O.A.	
157	1500	56.52	O.A.	
158	2000	67.99	O.A.	
159	3000	95.33	O.A.	

CASED AUTO TRANSFORMERS				
240V cable in 115V USA flat pin outlet				
VA	Price	P & P	Ref	
20	6.55	1.03	56V	
75	8.50	1.31	64V	
150	11.00	1.31	4W	
200	12.02	1.67	65V	
250	12.55	1.67	69V	
500	20.13	1.89	67V	
1K	30.87	2.65	84V	
1.5K	28.62	O.A.	93V	
2K	54.97	O.A.	95V	

## Continuous Ratings

+ VAT 15%

### END OF LINE OFFERS

Ref		P + P	
30-Isolator	240V:240V 200VA	£4.54	£1.04
62-Isolator	240V:240V 250VA	£5.62	£1.04
6-250-0-250	100ma 1) Sec 6-3V	£3.5A 2) Sec 0-5V, 6-3V	£2.1 amp
7-350-0-350V	100ma 1) Sec 6-3V	£3.5A 2) Sec 0-5V, 6-3V	£2.1 amp
27-250-0-250	60ma 1) Sec 6-3V	£2.5A 2) Sec 6-3V	£1 amp
82-4 amp Battery Charger	(transformer)	£4.81	£1.04
86-4 amp Battery Charger	(transformer)	£5.80	£1.04
M184	- To match EL84 15W	£1.62	32p
M616	- 0-240V: Screen 1) 13-0-13 1A. 2) 12V 150ma	£2.10	60p
M489	- 0-240V: 1400V	150ma, 6-3V	£4A
		£5.50	£1.04
M708	- 6K to 3K matching trans. 5 watt	90p	40p
M679	- 0-120V x 2: 36V 1-6A	£3.00	78p
M865	- 100V Line to 4Q 10 watts	£1.90	60p
M973	- 100V Line to 8Q 40 watts	£2.90	60p
M1015	- Choke 8A	5mH 150A Surge	£1.50 45p
M1020	- 0-240V 12-0-12V	50ma	97p 41p
M1126	- 120/240V: 9-0-9V	1A	£1.79 71p
M1130	- 0-240 4500V	10ma	£4.86 £1.08
M1165	- 0-115-240V: 14V 50ma		75p 30p

Metal Oxide Resistors 1/2W 5% TR4 (Electrosil)  
24K/470K/560K 1K/1K8/2K4/1K1/270K/1K6/82K/  
20K/820K/15K/180K/390K/3K/510K/300K/  
220K/2K/100K/22K/130K/47K/1K2/120K/110K  
£1.50/100 + VAT.

P.W. Purbeck oscilloscope transformer 250-0-250V;  
6-3V; 12-9V £7.51 £1.04

Solderless bread boarding U Dec B for IC's etc £6.99  
P & P 40p VAT 15%

12 OR 24V OR 12-0-12V				
Pri 220-240 volts				
Ref	12V	24V	Price	P & P
111	0.5	0.25	2.42	0.52
213	1.0	0.5	2.90	0.90
71	2	1	3.86	0.90
18	4	2	4.48	1.10
70	6	3	6.16	1.10
108	8	4	8.16	1.31
72	10	5	8.93	1.31
116	12	6	9.89	1.52
117	16	8	11.79	1.52
115	20	10	15.35	2.39
187	30	15	19.72	2.39
226	60	30	40.41	O.A.

SCREENED MINIATURES				
Ref mVA Volts				
212	1A	0-0-6	2.83	0.63
13	100	0-0-6	3.14	0.90
235	330, 330	0-0-9	2.35	0.44
207	500, 500	0-0-9, 0-8-9	2.19	0.44
208	1A, 1A	0-8-9, 0-8-9	3.05	0.85
236	200, 200	0-15-0, 0-15-15	3.88	0.90
214	300, 300	0-20-0, 0-20-20	2.19	0.44
221	700 (DC)	0-15-0-15-20	3.08	0.90
206	1A, 1A	0-15-20-0-15-20	3.75	0.90
203	500, 500	0-15-27-0-15-27	6.09	1.10
204	1A, 1A	0-15-27-0-15-27	4.39	1.10
239	50	12-0-12	6.64	1.10

BRIDGE RECTIFIERS				
Ref 100V 25A* £2.10				
200V 2A £0.45				
400V 4A £0.85				
500V PM7A6 12A* £1.25				
P & P 17p VAT 15%				

AVO TEST METERS				
Ref mVA Volts				
AVO 8 MK5			£88.10	
AVO 71			£36.00	
AVO 73			£48.70	
AVO MM5 minor			£32.95	
Wwe Megger			£74.25	
TT169 in circuit transistor tester			£39.53	
EM72-316KQ/volt			£57.80	
DA116 Digital			£108.90	
BM7 Megger			£51.76	
Clamp Meter to 300A			£51.90	

All Avo's Meggers and accessories available.  
P & P £1.32 VAT 15%

U4315 Budget Meter. 20KQ/V Ranges to 1000V, 2.5A AC/DC 500KQ Res. In steel case  
£15.85. PP £1.15 VAT 15%

20,000 ohm/V Multimeter, mirror scale  
Ranges AC/DC to 1000V DC current to 250mA  
Resistance to 3 Mohms.  
5" x 3 1/2" x 1 1/4" £14.36 P & P £1.00 VAT 15%

NEW RANGE TRANSFORMER  
Pri 120V or 220/240V. Sec 0-36-48 twice to give  
36-0-36V 48-0-48V 72V or 92V. P & P

Ref	3A	4A	5A	1-70	2-11	2-47
						VAT 15%
43mm x 43mm						
0-50mA	6-20	0-50mA	6-70			
0-500mA	5-95	0-500mA	6-70			
0-1mA	5-95	0-1mA	6-70			
0-30V	5-95	0-30V	6-70			
VU Ind. Panel 48mm x 45mm			2-60			
VU Ind. Edge 54 x 14mm			2-60			
250µA F.S.D.			2-60			

Carriage 76p VAT 15%

15V RANGE (7.5-0-7.5V) 0-CT 15V				
Ref 500 mA P & P				
171	1A	2.30	0.52	
172	2A	3.25	0.92	
173	3A	3.95	0.90	
174	4A	4.13	0.99	
175	4A	6.30	1.10	

Mini Multimeter—DC1000V AC  
1000V AC/DC 1000 V DC  
100ma Res—150K £7.20 P & P  
71p VAT 15%

Plug in Save Batteries—fits into  
13A Sx3-8-9 12V multipoint out-  
let 300ma £4.60 P & P 55p VAT 15%

Electronic Construction Kit  
Home electronic starter. Start  
simply and progress to a TRF  
radio or electronic organ. No  
soldering. All parts included in  
presentation box. Full instructions.  
£8.25. P & P £1.10 VAT 15%

AUTO TRANSFORMERS				
Ref VA (Watts) £ P & P				
113	15	0-115-210-240	2.73	0.81
64	75	0-115-210-240	4.41	1.10
4	150	0-115-200-220-240	5.70	1.10
67	500	0-115-200-220-240	12.89	1.91
84	1000	0-115-200-220-240	26.84	2.39
93	1500	0-115-200-220-240	25.81	0A
95	2000	0-115-200-220-240	38.31	0A
73	3000	0-115-200-220-240	86.13	0A
305	4000	0-115-200-220-240	84.55	0A
578	5000	0-115-200-220-240	89.45	0A

Step up or step down

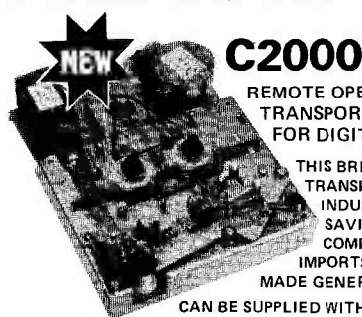
Barrie Electronics Ltd.

3, THE MINORIES, LONDON EC3N 1BJ

TELEPHONE: 01-488 3316/7/8

NEAREST TUBE STATIONS: ALDgate & LIVERPOOL ST

## QUALITY REEL TO REEL & CASSETTE TAPE HEADS + MECHANISMS



### C2000

REMOTE OPERATION TAPE  
TRANSPORT MECHANISM  
FOR DIGITAL OR AUDIO.

THIS BRITISH MADE CASSETTE  
TRANSPORT HAS GIVEN  
INDUSTRY A GREAT COST  
SAVINGS OVER  
COMPARABLE FOREIGN  
IMPORTS AND IS NOW BEING  
MADE GENERALLY AVAILABLE.

CAN BE SUPPLIED WITH TAPE FAIL/  
END DETECTION, SEARCH, AND FAST  
ERASE. SOLENOID CONTROL PROVIDES  
FULLY REMOTE OPERATION.

WRITE NOW FOR FULL DETAILS  
BASIC PRICE £60.30 INC. VAT.

### POPULAR UNIVERSAL CASSETTE TAPE HEADS

812-01 Mono Playback.....	£1.89	C42RP404 Stereo GLASS FERRITE R/P.....	£11.60
812-02 Mono Record/Playback.....	£4.02	C42RP818 Stereo TWIN GAP R/P.....	£25.21
824-01 Stereo Playback.....	£3.30	E12-09 Mono/stereo erase.....	£ 1.85
824-02 Stereo Record/Playback.....	£6.66	B22-02 Twin 1/2 track R/P.....	£ 5.97
824-07 Stereo R/P (Dolby Stm).....	£7.87	C44RP403 Quad 1/4 track R/P.....	£13.17
C42RP420 Stereo SENDUST R/P.....	£9.28	C44RP2ES01 Quad 1/4 track combined R/P + Erase.....	£26.45
C42RP1ESD1 Stereo combined R/P + Erase.....	£10.93	C22ES02 Twin half track erase.....	£ 4.72

SEND FOR OUR FULL CATALOGUE 25p.

THE MONOLITH ELECTRONICS CO. LTD.

5/7 CHURCH ST., CREWKERNE, SOMERSET, ENGLAND. (0460) 74321

PLEASE ENCLOSE  
50p P&P WITH  
ORDER

ALL PRICES  
INCLUDE VAT

## SOUTHERN VALVE CO.

Telephone 01-440/8641

NO CALLERS PLEASE

MINIMUM ORDER £1.00

Some leading makes available. VAT invoices issued on request.

BVA valves do NOT carry any guarantee, Enquire prices.

Some Mullard Mazda available at extra cost.

NOTE: PLEASE VERIFY CURRENT PRICES. Correct only at time of going to press.

ECC85	65p	EL34	£2.20	PC884	36p	PC184	£1.25	PL504	£1.30	UCL82	85p
ECH81	62p	EL84	60p	PC885	55p	PC185	90p	PL508	£1.90	UF89	75p
ECH84	92p	EL509	£3.35	PC889	55p	PC185	90p	PL509	£3.25	UL41	£1.10
ECL80	55p	EM84	£1.00	PC189	60p	PC186	90p	PL519	£3.40	UL84	£1.00
ECL82	80p	EV86-7	50p	PCF80	90p	PC2100	£1.55	PL802*	£1.30	UY85	65p
ECL86	80p	RY500A	£1.75	PCF86	60p	PD500	£3.90	PY88	95p	UZ5/26	60p
EF80	43p	EZ80	50p	PCF200	£1.70	PD510	£4.25	PY800	76p	Also 3AT7.	
EF85	43p	EZ81	50p	PCF801	65p	PLF220	£1.70	PY801	75p	40KD6 etc.	



## P.C.B.'S FOR PRACTICAL WIRELESS PROJECTS

Nov. 78.	Sarum Q Meter	R030	Price £3.51 & 20 pence p & p.
Nov. 78.	S.T.D. Charge Timer	AD212	Price £3.00 & 20 pence p & p.
Nov. 78.	Porch Light Timer	AD222	Price £0.63 & 12 pence p & p.
Nov. 78.	Battery Indicator	AD225	Price £0.63 & 12 pence p & p.
Dec. 78.	Car Radio L.W. Converter	R034	Price £2.51 & 15 pence p & p.
Dec. 78.	Digital Door Chimes	R017	Price £4.06 & 25 pence p & p.
Dec. 78.	Car Radio L.W. Converter	R032	Price £2.79 & 20 pence p & p.
Jan. 79.	Acoustic Delay Line	R018	Price £3.77 & 20 pence p & p.
Jan. 79.	Dorchester	R033	Price £11.00 & 30 pence p & p.
Jan. 79.	Sandbank Met. Det.	R035	Price £3.41 & 20 pence p & p.
Feb. 79.	Hythe Receiver	WR037	Price £6.34 & 20 pence p & p.
March 79.	Hythe Receiver	WR038	Price £2.98 & 20 pence p & p.
March 79.	Soudlite Converter	WK001	Price £6.33 & 20 pence p & p.
March 79.	Tone Burst Generator	R023	Price £1.71 & 15 pence p & p.
March 79.	Wide Band Noise Source	WR036	Price £0.74 & 12 pence p & p.
April 79.	FM Multitester	WR040	Price £3.05 & 15 pence p & p.
May 79.	Car Test Probe	WR042	Price £0.96 & 15 pence p & p.
May 79.	Follow up to PW Gillingham	WR044	Price £1.45 & 15 pence p & p.
May 79.	PW Imp	WR043	Price £1.52 & 15 pence p & p.
May 79.	Inline Crystal Calibrator	WR041	Price £1.68 & 15 pence p & p.
June 79.	Jumbo Clock		Price £9.52 & 30 pence p & p.
June 79.	Logical O's+X's	WR046/ 7/8/9	Price £12.84 & 30 pence p & p.
June 79.	Trent	WR050	Price £4.06 & 20 pence p & p.
July 79.	AAM/FM Frequency Readout	WR052	Price £3.66 & 20 pence p & p.
	V.MOS Top Band Transmitter	WR056	Price £4.08 & 20 pence p & p.
	Sound Operated Switch	WK005/6	Price £3.74 & 20 pence p & p.
	Inexpensive A/F Voltmeter	WR055	Price £1.15 & 15 pence p & p.
August 79.	Telephone Bell Repeater	WR053	Price £1.15 & 15 pence p & p.
August 79.	Automatic Intercom	WR043	Price £6.20 & 20 pence p & p.
Sept. 79.	Automatic Intercom Part 2	WR058	Price £0.60 & 12 pence p & p.
Sept. 79.	Noise Lanker	WR057	Price £1.24 & 12 pence p & p.

All prices include V.A.T.

**C. BOWES & CO. LTD.,**  
4, Wood Street, Cheadle, Cheshire SK8 1AQ.  
Tel. 061-428-4497.

Please state type number and enclose cheque or postal order.

PLEASE ENQUIRE  
RE NEW COLOUR  
PRICES.

(Colour CGE £3-50) **PHILIP H. BEARMAN**

SAE WITH  
ENQUIRIES  
PLEASE.


Telephone enquiries welcomed. Tel: 01-449-1934/5.  
**LARGE RANGE OF BVA & QUALITY VALVES. SAE LISTS.**

(Tel. Answering Machine: 449/1934 only.)

**NEW MONO TUBES, USUALLY 2 YEAR GUARANTEE.**

A31/120; A31/300; A31/410W.	£18.90 incl VAT
A34/100; CME 1420 (M6529 FZP)	£20.50 incl VAT
A38/160; CME 1520, Thorn.	£20.50 incl VAT
A31/510W	£19.00 incl VAT
A34/510W	£20.50 incl VAT
A47/11W; A47.26WR, Mullard, few only.	£18.00 incl VAT
A47/13W; CME 1906, Thorn. (Limited Stocks)	£15.00 incl VAT
A50/120W; CME 2013, Vega. (Mullard Extra)	£18.90 incl VAT
A59/15W (AW59.91), Mullard.	£11.55 incl VAT
A61/120WR (CME2413) Vega (Mullard Extra)	£22.05 incl VAT

VARIOUS OTHERS (Subject to availability) - NO 90° PORTABLE TYPES OR 310/340 PREFIX TYPES.  
**CARRIAGE MAINLAND £2.75p EACH, ENQUIRIES SAE. (310, 340 SERIES).**



Model 146  
**VERY LOW  
DISTORTION (-0015%)  
AUDIO SIG.  
GENERATOR**

Based on  
J. Linsley Hood design (W.W.)

**£36.00**

(Kit. £31.00) + tax 15%

Low cost version, A0113 (-02% dist.) £27.50 (Kit. £23). Other instruments include Millivoltmeter, Tachometer, Noise level meter, Distortion Analyser, F.M. Sig. Gen. Crystal Frequency Standard. KEF Speaker Units. Send S.A.E. for lists. VAT extra 15%. Post/Pkg. £1.75.

**TELERRADIO ELECTRONICS**

325 Fore Street, Edmonton N.9. 01-807 3719

Closed all day Thursday

# TUNE IN!

## Build the World Famous CHROMA-CHIME



Give your friends a warm welcome

This kit has been carefully prepared so that practically anyone capable of neat soldering will have complete success in building it. The kit manual contains step by step constructional details together with a fault finding guide, circuit description, installation details and operational instructions all well illustrated with numerous figures and diagrams.

- Handsome purpose built ABS cabinet
- Easy to build and install
- Uses Texas Instruments TMS1000 microcomputer
- Absolutely all parts supplied including I.C. socket
- Ready drilled and legended PCB included
- Comprehensive kit manual with full circuit details
- No previous microcomputer experience necessary
- All programming permanently retained is on chip ROM
- Can be built in about 3 hours!
- Runs off 2 PP3 type batteries.
- Fully Guaranteed

**ONLY  
£9.95  
+ 75p p&p  
UK ONLY**

\* *Save pounds on normal retail price by building yourself.*

**TMS 1000N** - MP0027A Micro-

computer chip available separately if required. Full 24 tune spec device supplied with data sheet and fully guaranteed.




New low price only **£4.95 inc. p&p**

## R/C MODELLERS - LISTEN FOR THE C.B. MENACE GET A 27MHZ MONITOR

- \* Audibly confirm your channel's clear.
- \* Tunes over whole 27mhz model band. (CB)
- \* Receives normal broadcast AM/FM bands as well.
- \* Sensitive with telescopic aerial.
- \* Totally portable.
- \* Runs on standard batteries.

This neat three band Superhet receiver not only provides an invaluable service, checking your channel and TX, but gives normal broadcast reception when you need it as well. Costing less than a decent Servo, you'll find it cheap and reassuring insurance!

**ONLY  
£17.95  
INC. V.A.T.  
AND P. & P.**



ALL CHROMATRONICS PRODUCTS SUPPLIED WITH MONEY BACK GUARANTEE  
PLEASE ALLOW 7-21 DAYS FOR DELIVERY

Please send me:

TO: CHROMATRONICS, RIVER WAY, HARLOW, ESSEX.

NAME \_\_\_\_\_

ADDRESS \_\_\_\_\_

I enclose cheque/PO value £ \_\_\_\_\_

or debit my ACCESS/BARCLAYCARD account no. \_\_\_\_\_

Signature \_\_\_\_\_

**CHROMATRONICS**



### NOTICE TO READERS

When replying to Classified Advertisements please ensure:

- That you have clearly stated your requirements.
- That you have enclosed the right remittance.
- That your name and address is written in block capitals, and
- That your letter is correctly addressed to the advertiser.

This will assist advertisers in processing and despatching orders with the minimum of delay.

### Receivers and Components

**ELECTRONIC COMPONENTS.** Quick delivery, wide range from stock, catalogue on request. J. R. Hartley Electronic Components, 78B High Street, Bridgnorth, Salop. WV16 4DY.

### BRAND NEW COMPONENTS BY RETURN

**Electrolytic Capacitors** 16V, 25V, 50V.  
0.47, 1.0, 2.2, 4.7, & 10 mfd. — 5p.  
22, 47, 51p. (50V—10p.), 100—7p. (50V—8p.).  
220—8p. (50V—10p.), 470—11p. (40V—16p.).  
1000/15V—15p. 1000/25V—18p. 1000/40V—35p.  
**Subminiature bead tantalum electrolytics.**  
0.1, 0.22, 0.47, 1.0 & 35V, 4.7 & 6.3V—10p.  
2.2/35V & 4.7/25V—11p. 10/25V, 15/16V—14p.  
22/16V, 33/10V, 47/6V, 68/3V & 100/3V—18p.  
15/25V, 22/25V, 47/10V—24p. 47/16V—32p.  
**Mullard Miniature Ceramic E12 Series 63V 2%.**  
10 pf. to 47 pf.—3p. 56 pf. to 330 pf.—4p.  
**Vertical Mounting Ceramic Plate Caps 50V.**  
E12 22 pf.—1000 pf. E6 1500 pf.—47000 pf.—2p.  
**Polystyrene E12 Series 63V. Hor. Mounting.**  
10 pf. to 820 pf.—3p. 1000 pf. to 10000 pf.—4p.  
**Miniature Polyester 250V. Vert. Mtg. E6 Series.**  
0.01—0.08—4p. 0.1—5p. 15, 22—6p. 33, 47—10p.  
68—12p. 1.0—15p. 1.5—22p. 2.2—24p.  
**Mylar (Polyester) Film 100V. Vertical Mtg.**  
0.01, 0.02, 0.05—3p. 0.1, 0.2—4p. 0.4, 0.5—5p.  
**Miniature Film Resistors Highstab. E12 5%.**  
0.125 watt 10 Ω 2MΩ.....1p  
0.250 watt 1 Ω to 10MΩ (10% over 1M).....1p  
0.500 watt 10 Ω to 2MΩ.....2p  
1.000 watt 10 Ω to 10MΩ.....2p  
1N4148—2p. 1N4002—4p. 1N4006—6p. 1N4007—7p.  
BC107/8/9, BC147/8/9, BC157/8/9, BF194 & 7—10p.  
8 Pin DIL L's 741's—18p. 555's—24p.  
20mm. fuses .15, .25, .5, 1.0, 2.0, 3.0 & 5A—3p.  
20mm. fuseholders P.C. or Chassis Mtg.—5p.  
Post 10p (Free over £4). Prices VAT inclusive.

### THE C. R. SUPPLY CO.

127, Chesterfield Road, Sheffield S8 0RN

**TUNBRIDGE WELLS COMPONENTS, BALLARD'S,**  
108 Camden Road, Tunbridge Wells, Tel: 31803. No Lists.  
Enquiries S.A.E.

### AM/CW/SSB COMMUNICATION RECEIVER and preselector modules. The cheapest way to good amateur and BC DX.

**CRYSTALS** Brand new high-precision. You benefit from very large stocks held for industrial supplies. All normal freq standards, baud rates, MPU, and all magazine projects inc: HC33U, 1.0, 1.008, 2.5625 MHz, £3.50, 1.250 MHz, £4.15, HC18U, 4.0, 5.0, 6.0, 7.0, 8.0, 9.0, 10.0, 10.7 MHz £3.00, 12.0, 15.0, 16.0, 18.0, 20.0, 6.9375, 38.9667, MHz, £3.25. Selected freqs stocked in Glider, Marine and 27 MHz bands. Any freq made to order in 6 weeks from £3.90.

**FILTERS** Your best source for 6 and 8 pole and monolithics for AM, CW, SSB, FM, on 455 kHz, 1.6, 9.0, 10.7, 21.4 MHz, etc.  
Prices inc. VAT and UK post. SAE lists.

### P. R. GOLLEDGE ELECTRONICS

G3EDW, Merriott, Somerset, TA16 5NS.  
Tel: 0480 73718

**100 MIXED COMPONENTS** £2-75. Sole Electronics, 37 Stanley Street, Ormskirk, Lancs. L39 2DH.

## SMALL ADS

The prepaid rate for classified advertisements is 22 pence per word (minimum 12 words), box number 60p extra. Semi-display setting £7.50 per single column centimetre (minimum 2.5 cms). All cheques, postal orders etc., to be made payable to Practical Wireless and crossed "Lloyds Bank Ltd". Treasury notes should always be sent registered post. Advertisements, together with remittance should be sent to the Classified Advertisement Manager, Practical Wireless, Room 2337, IPC Magazines Limited, King's Reach Tower, Stamford St., London, SE1 9LS. (Telephone 01-261 5846)

### VALVES

Radio—T.V.—Industrial—Transmitting  
Projector Lamps and Semiconductors

We Dispatch Valves to all parts of the world by return of post. Air or Sea mail, 4000 Types in stock, 1930 to 1976. Obsolete types a speciality. List 50p. Quotations S.A.E. Open to callers Monday to Saturday 9.30 to 5.00 closed Wednesday 1.00. We wish to purchase all types of new and boxed Valves, Projector Lamps and Semiconductors.

### COX RADIO (SUSSEX) LTD.

Dept. P.W. The Parade, East Wittering,  
Sussex PO20 8BN  
West Wittering 2023 (STD Code 024366)

**ELECTRONIC COMPONENTS.** Send S.A.E. for list. Special offers monthly. Radnor Supplies, 23 Arbury Road, Nuneaton, Warw's.

### Books and Publications

### RADIO BOOK SERVICE

**WORLD RADIO TV HANDBOOK 1979 Edition** ..... £9-25  
Radio Stations Guide ..... £1-55  
Long Distance Television Reception for the Enthusiast ..... £1-55  
Popular Electronic Projects ..... £1-55  
Electronic Projects for Beginners ..... £1-45  
Mobile Discotheque Handbook ..... £1-45  
Radio Circuits using ICs ..... £1-45  
Projects in Case-Electronics ..... £1-35  
How to make Walkie-Talkies ..... £1-35  
Radio Antenna H'book for Long Distance Reception ..... £0-95  
How to build your own Metal & Treasure Locators ..... £1-10  
How to build Advanced Short Wave Receivers ..... £1-30  
Solid State Short Wave Receivers for Beginners ..... £1-05

PRICES INCLUDE POSTAGE & PACKING...

4 CHILCHESTER COURT, WICKHAM RD, BECKENHAM KENT BR3 2JW

**WHY NOT START YOUR OWN BUSINESS REWINDING ELECTRIC MOTORS.** A genuine opportunity to success. **LARGE PROFITS.** You can't help but make money if you follow the easy, step by step, instructions in our fully illustrated manual showing how to rewind Electric Motors, Armatures and Field coils as used in Vacuum Cleaners, Electric Drills and Power Tools. **NO PREVIOUS KNOWLEDGE IS REQUIRED,** as the manual covers in 13 chapters, where to obtain all the work you need, materials required, all instructions, rewind charts and how to take data etc. A gold mine of information. How to set up your home workshop and how to cost each job to your customer. £4.00 plus 30p P&P. UK. CWO, to INDUSTRIAL SUPPLIES, 102, Parrswood Rd., Withington, Manchester 20, Dept. PW.

### Build your own

### P.A., GROUP & DISCO SPEAKERS

by R. F. C. Stephens

Save money with this practical guide. Plans for 17 different designs, line source, I.B., Horn and Reflex types, for 8"-18" drive units. £3.95 post free (\$8 overseas).

### THE INFRA-BASS LOUDSPEAKER

by G. Hollman

(full constructional details for versions using 15", 12" and 10" drive units.) £2.95 post free (\$6 overseas)

### THE DALESFORD SPEAKER BOOK

by R. F. C. Stephens

This book is a must for the keen home constructor. Latest technology D.V. designs. Plans for I.B. and Reflex designs for 10-100 watts. Also unusual centre-bass system. £2.20 post free (\$5 overseas).

### VAN KAREN PUBLISHING

5 SWAN STREET, WILMSLOW, CHESHIRE

### Record Accessories

**STYLI,** Cartridges For MUSIC CENTRES, etc. **FREE** List No. 29 For S.A.E. includes Leads, Mikes, Phones etc./**FELSTEAD ELECTRONICS,** (PW), Longley Lane, Gatley, Cheshire, Ches. SK8 4EE.

## Publishers Announcement

Due to increases which may have taken effect since this issue went to press, we strongly advise readers to check with advertisers the prices shown, and availability of goods, before purchasing.

### For Sale

**NEW BACK ISSUES** of "PRACTICAL WIRELESS" available 70p each, post free. Open P.O. Cheque returned if not in stock — **BELL'S TELEVISION SERVICE,** 190 Kings Road, Harrogate, N. Yorks. Tel: (0423) 55885.

**VINTAGE RADIOS** Magnificent 1937 5 Band H.M.V. Model 496. Murphy 3 Band Model A70. Both serviceable. Offers. Merriman, Cwmbran 61167.

'PRACTICAL WIRELESS/ELECTRONICS' 67/77 200 copies plus bundle misc. £50. Buyer collects. Droxford. 357.

**PAIR** of used Facsimile Telecopies £200 ono. 01-366 7101 evenings.

**COMMUNICATIONS RECEIVER** Lowe SRX30 7 months old practically unused cost £164, accept £99. L. H. Bird, 47 Compton Ave., Luton, Beds. Telephone Luton 596127.

**ELECTRONIC** ignition (Capacitor Discharge) manufacturers surplus P.C. Boards, Tested less Box £2.75 each. (01) 643-6111 after 6 p.m.

### Wanted

**ELECTRONIC COMPONENTS PURCHASED.** All Types Considered — Must be new. Send detailed list — Offer by return — **WALTONS,** 55A Worcester Street, Wolverhampton.

**WANTED** Metrologkal Balloons second hand or new. 4 No. As soon as possible. Telephone 0622 43839.

### Aerials

### AERIAL BOOSTERS

Improves weak VHF Radio and Television reception.

**B45-UHF TV, B11-VHF Radio.** B11A-2 metres

For next to the set fitting.

**Price £6.** S.A.E. for Leaflets.

### ELECTRONIC MAILORDER LTD.

62 Bridge Street,  
Ramsbottom, Bury, Lancs, BL0 9AG.

**COPPER AERIAL WIRE** 14swg hard drawn 70' £3.50. 140' £7.00. inc. VAT. Postage £1.00. T.M.P. Electronic Supplies. Britannia Stores, Leeswood, Nr. Mold, N. Wales.

### KILL THAT INTERFERENCE

T.V.I. G2DYMANTI-T.V.I. TRAP DIPOLES:

S.W.L. indoor models **£11.50 & £19.55**

S.W.L. Outdoor models **£23.00 & £34.50**

Tx-ing models **£34.50, £46.00 & £51.75**

Lists 10x8in SAE. Aerial Guide 50p.

Indoor and invisible aerials for S.W.L.'s **£3.50.**

**G2DYM, Uplowman, Tiverton, Devon.**

### Educational

**GO TO SEA** as a Radio Officer. Write: Principal, Nautical College, Broadwater, Fleetwood, FY7 8JZ.

*Practical Wireless, November 1979*

## HUGE G.T. TV/RADIO/ETC. CATALOGUE

(with £4 worth of useful vouchers)

Lists thousands of service sheets, manuals, etc. Many unobtainable elsewhere. Plus up dated Chassis Guide, newsletter, etc. Essential for every firm/engineer - Save ££s - only £1 plus large S.A.E.

S. A. E. for details of our Giant Service Sheet Collections - unlikely to be found elsewhere.

## G.T. TECHNICAL INFORMATION SERVICES

76 Church St, Larkhall, Lanarkshire ML9 1HE

Possibly the largest stocks of manuals, etc. anywhere. £1 + large S.A.E. brings any requested full size single service sheet. Service sheets from 50p: S.A.E. for full details of this plus unique T.V. Publications. The new 1979 British Colour T. V. Repair Manual and the new First Foreign Colour T.V. Repair Manual for £4.90 each - both for £9.50.

S.A.E. brings full details of these and other unique publications.

SERVICE SHEETS from 50p and S.A.E. Catalogue 25p and S.A.E. Hamilton Radio, 47 Bohemia Road, St. Leonards, Sussex.

### LARGE SUPPLIER OF SERVICE SHEETS

and Colour Manuals, TV Mono Radios, Tuners, Tape Recorders, Record Players, Transistors, Stereograms, all at 75p each + S.A.E. except colour TV and Car Radios. State if Circuit will do. If sheets are not in stock. All TV Sheets are full lengths 24 x 12, not in Bits & Pieces. Free Fault Finding Chart or TV Catalogue with order. All crossed PO's returned if service sheets not in stock.

C. CARANNA

71, Beaufort Park, London, NW11 6BX  
01-458 4882 (Mail Order)

BELL'S TELEVISION SERVICES for Service Sheets on Radio, TV etc., £1.00 plus SAE Colour TV Service Manuals on request. SAE with enquiries to B.T.S., 190 King's Road, Harrogate, N. Yorkshire. Tel: (0423) 55885.

SERVICE SHEETS, Radio, TV etc., 10,000 models. Catalogue 24p, plus S.A.E. with orders, enquiries. TELRAY, 154 Brook Street, Preston PR1 7HP.

### Ladders

LADDERS varnished 21' Extd. £39.39, Carr. £3.50. Leaflets. Callers Welcome. Alloy Ext. to 62½'. Ladder Centre (WLS3), Haldane, Halesfield (1) Telford, 586644.

### Miscellaneous

SUBERB INSTRUMENT CASES by Bazelli, manufactured from P.V.C. Faced steel. Hundreds of people and industrial users are choosing the cases they require from our vast range. Competitive prices start at a low 90p. Chassis punching facilities at very competitive prices, 400 models to choose from. Suppliers only to Industry and the Trade. BAZELLI, (Dept No.25) St. Wilfrids, Foundry Lane, Halton, Lancaster. LA 6LT.

### GUITAR/PA MUSIC AMPLIFIER

100 watt with superb treble/bass overdrive. 12 months guarantee. Unbeatable at £42; 50 watt £37; 200 watt £58; 100 Watt twin channel sep. treble/bass per channel £55; 60 watt £48; 200 watt £72; 100 watt four channel sep. treble/bass per channel £75; 200 watt £92; slaves 100 watt £32; 200 watt £49; fuzz boxes, great sound, £8.50; bass £9.50; overdriver; fuzz with treble and bass boosters £14; 100 watt combo superb sound overdrive sturdy construction, castors, unbeatable, £89; twin channel £98; bass combo £99; speakers 15in. 100 watt £35; 12in. 100 watt £22.50; 60 watt £14.50, 10 watt 10in. £3.50, 8in. £3.00.

Send Cheque or P.O. to:

WILLIAMSON AMPLIFICATION

62 Thorncliffe Ave., Dukinfield, Cheshire.

Tel 061-344 5007 or 061-308 2064

### RECHARGEABLE BATTERIES

#### TRADE ENQUIRIES WELCOME

FULL RANGE AVAILABLE. SAE FOR LISTS. £1.25 for Booklet "Nickel Cadmium Power" plus Catalogue. Write or call. Sandwell Plant Ltd, 2 Union Drive, BOLDMERE, SUTTON COLDFIELD, WEST MIDLANDS. 021 354 9764, or see them at TLC, 32 Craven Street, Charing Cross, London WC2.

### PRACTICAL WIRELESS CIRCUIT BOARDS

A030 Sarum O Meter £2.10. AD212 S.T.O. Timer £1.75. AD222 Porchlight Timer £0.60. AD225 Batt Indicator £0.60. R032/34 L.W. Converter £3.50. R017 Digital Doorbells £2.50. R018 Acoustic Delay Line £2.50. R035 Sandbanks £2.50. WR037 Hythe RX £4.00. WR038 Hythe RX £2.10. WK001 Soundlite Converter £4.00. R023 Tone Generator £1.10. WR036 Wideband Noise Source £0.70. WR040 F.M. Multitester £1.50. WR041 XTAL Calibrator £1.10. WR042 Car Probe £0.70. WR043 P.W. Imp £1.10. WR044 Gillingham Follow-up £0.90. Logical Noughts and Crosses (4 Boards) £11.00. WR052 Frequency Readout £3.20. WR056 V.M.O.S. TX £3.20. WK005/6 Sound Operated Switch £2.95. WR055 Voltmeter £0.90. WR053 Telephone Repeater £0.95. WR045 Intercom £4.76. WR057 F.M. Noise Blanker £0.75. WR058 Door Unit £0.40. H.T.E. 4 Watt Electronic Siren P.C.B. + CCT Diagram £0.90. Complete Kit £2.99. H.T.E. Touch Lightdimmer P.C.B. + CCT Diagram £0.90. Enquire for P.C.B.'s for current issues on boards to your design. Prices include postage. Same day dispatch.

H.T.E. (Dept. PW)

50 Milnefield Avenue,  
Elgin, Morayshire IV30 3EL.

### Courses

COURSES-RADIO AMATEURS EXAMINATION. City & Guilds. Pass this important examination and obtain your G8 licence, with an RRC Home Study Course. For details of this, and other courses (GCE, professional examinations etc) write or phone - THE RAPID RESULTS COLLEGE, DEPT JX 1, Tuition House, London SW19 4DS. Tel: 01-947 7272 (Careers Advisory Service) or for prospectus requests ring 01-946 1102 (24hr Recordacall).

## ORDER FORM PLEASE WRITE IN BLOCK CAPITALS

Please insert the advertisement below in the next available issue of Practical Wireless for ..... insertions

I enclose Cheque/P.O. for £.....

(Cheques and Postal Orders should be crossed Lloyds Bank Ltd. and made payable to Practical Wireless).


NAME.....

ADDRESS.....

Send to: Classified Advertisement Manager

PRACTICAL WIRELESS,  
GMG, Classified Advertisement Dept., Rm. 2337,  
King's Reach Tower, Stamford Street,  
London SE1 9LS Telephone 01-261 5846

Rate

22p per word, minimum 12 words. Box No. 60p extra.

Company registered in England. Registered No. 53626. Registered office: King's Reach Tower, Stamford Street, London SE1 9LS.



## THE SCIENTIFIC WIRE COMPANY

PO Box 30, London E.4  
Reg. Office 22 Coningsby Gdns

### ENAMELLED COPPER WIRE

SWG	1 lb	8 oz	4 oz	2 oz
10 to 19	2.65	1.45	.75	.60
20 to 29	2.85	1.65	.90	.70
30 to 34	3.05	1.75	1.00	.75
35 to 40	3.40	1.95	1.15	.84
41 to 43	4.55	2.55	1.95	1.30
44 to 46	5.05	3.05	2.15	1.70
47	8.00	5.00	3.00	1.80
48	15.00	9.00	6.00	3.30

### SILVER PLATED COPPER WIRE

14, 16, 18	4.50	2.25	1.44	.90
20 & 22	5.00	2.85	1.74	1.06
24 & 26	5.70	3.31	2.00	1.22
28 & 30	6.67	3.86	2.35	1.44

Prices include P & P and VAT  
SAE brings list of copper & resistance Wires  
Dealer Enquiries Invited

### BELLS AND SIRENS

CARTERS SIREN £5.95  
INDUSTRIAL SIX INCH  
BELL £8.95

PRICES INCLUSIVE

SEND CHEQUE, P.O. to:

**CWAS ALARM**

11 Denbrook Walk,

Bradford BD4 6QS

6 to 12v D.C.

12v D.C.

SAE for full price list of Professional Burglar Alarm  
Equipment.

### RARE DX

**UNDER QRM?** DIG IT OUT from tiring whistles and cw  
with a Tunable Audio Notch Filter, between your  
receiver and speaker, 40dB notch, £9.90.

**OFF FREQUENCY?** GRAB the RARE DX with a Crystal  
Calibrator, between your antenna and receiver, 1MHz,  
100, 25KHz markers to vhf, £15.80.

**V.I.F.?** EXPLORE 10-150KHz, receiver only £10.70.

**ANTENNA FAULTY?** Poor signals? Measure resonance  
and radiation resistance FAST with an Antenna Noise

Bridge, 1-150MHz, £9.80.

**LONG WAVE DX?** 100-600KHz Converter, built-in anten-

na tuner, 4.1-4.6MHz output for FRG7 etc, £10.90.

Each fun-to-build kit includes all parts, printed circuit, case,  
postage etc, money back assurance, so SEND off NOW.

**CAMBRIDGE KITS, 45 (PY), Old  
School Lane, Milton, Cambridge.**

### MORSE CODE TUITION AIDS

Cassette A: 1-12 w.p.m. for amateur radio examination.  
Cassette B: 12-24 w.p.m. for professional examination  
preparation. Each Cassette are type C90.  
Morse Key and Buzzer Unit for sending practice.  
Price each Cassette (including booklets) £4-75. Morse Key  
and Buzzer £6-50.  
Prices include postage etc., Overseas Airmail £1-50 extra.

**MHEL ELECTRONICS (Dept. P.W.), 12 Longshore  
Way, Milton, Portsmouth PO4 8LS.**

**SOLAR CELLS, Batteries, Panels, Thermoelectric  
Generators, Heat pipes, Books etc. Details; Edencombe  
Ltd., 34 Nathans Road, N. Wembley, Middx. HA0 3RX.**

### KEEP ONE HANDY IN THE WORKSHOP



The unique aerosol treatment  
for minor burns and scalds.  
From Boots and other Chemists.

## NOTICE TO READERS

Whilst prices of goods shown in  
advertisements are correct at the time of  
closing for press, readers are advised to  
check with the advertiser both prices and  
availability of goods before ordering from  
non-current issues of the magazine.



## FIRST and STILL BEST!

We've been producing our  
Electronics Components  
Catalogue for over 20 years.  
During that time we've learned  
a lot, not only in the art of  
catalogue production but in  
building a business that serves  
the needs of constructors.  
Little wonder that we have a  
reputation *second to none* for  
our catalogue—and for the ser-  
vice that backs it up. Ex-  
perience both for yourself. Just  
send £1.30 with the coupon  
and a catalogue will come by  
return of post.

- About 2,500 items clearly listed and indexed.
- Profusely illustrated throughout.
- 128 A-4 size pages, bound in full-colour cover.
- Bargain list of unrepeatable offers included free.
- Catalogue contains details of simple Credit Scheme.

**HOME RADIO (Components) LTD.,**

Dept. PW., 234-240 London Road, Mitcham, Surrey CR4 3HD

Please write your Name and Address in block capitals

NAME \_\_\_\_\_

ADDRESS \_\_\_\_\_

HOME RADIO (Components) LTD Dept PW  
234-240 London Road, Mitcham, Surrey CR4 3HD

Regd. No  
912966 London



### PRE-AMPLIFIER CP-P1

Shown here mounted with its associated components  
(and the **CP-TM1** Peak Programme Monitor) on the  
**CP-MPC1** interconnection board; the **CP-P1** is a com-  
plete stereo pre-amplifier and tone control module. Per-  
formance features >70 db S/N ratio and >30 db  
overload margin (both ref. 3 mV) and distortion of  
0.02%. The internal R.I.A.A. feedback compensation  
around the low-level pre-amp may be replaced with ex-  
ternal networks and the tone control circuits can be  
programmed to give different turnover frequencies if re-  
quired (including separate bass and treble 'defeat'  
facilities).

**CP-P1 £14.95 incl. (U.K.) £16.95 incl. (Export)**

**Also Available:** Power Amplifiers, Filters, Stereo Image  
Width Control, Compressor/Expander, Active  
Crossovers, Power Supplies plus all pots, switches, etc.

## MAGNUM AUDIO Ltd.

DEPT PW7, 13 HAZELBURY CRESCENT  
LUTON, BEDS. LU1 1DF  
TEL: 0582 28887

**SEND LARGE S.A.E. FOR DETAILS**

POST THIS COUPON  
with cheque or P.O. for £1.30

TTLs BY TEXAS			TTLs BY TEXAS			TTLs BY TEXAS			TTLs BY TEXAS		
7400	11p	7497	150p	74291	160p	74LS192	140p	74C157	250p	74LS193	140p
7401	12p	7498	150p	74292	160p	74LS194	140p	74C158	250p	74LS195	140p
7402	12p	7499	150p	74293	160p	74LS196	120p	74C159	250p	74LS197	140p
7403	14p	7500	150p	74294	160p	74LS221	100p	74C160	250p	74LS222	100p
7404	14p	7501	150p	74295	160p	74LS223	100p	74C161	250p	74LS224	100p
7405	18p	7502	150p	74296	160p	74LS225	100p	74C162	250p	74LS226	100p
7406	32p	7503	150p	74297	160p	74LS227	100p	74C163	250p	74LS228	100p
7407	32p	7504	150p	74298	160p	74LS229	100p	74C164	250p	74LS230	100p
7408	32p	7505	150p	74299	160p	74LS231	100p	74C165	250p	74LS232	100p
7409	19p	7506	150p	74300	160p	74LS233	100p	74C166	250p	74LS234	100p
7410	15p	7507	150p	74301	160p	74LS235	100p	74C167	250p	74LS236	100p
7411	24p	7508	150p	74302	160p	74LS237	100p	74C168	250p	74LS238	100p
7412	20p	7509	150p	74303	160p	74LS239	100p	74C169	250p	74LS240	100p
7413	30p	7510	150p	74304	160p	74LS241	100p	74C170	250p	74LS242	100p
7414	60p	7511	150p	74305	160p	74LS243	100p	74C171	250p	74LS244	100p
7415	27p	7512	150p	74306	160p	74LS245	100p	74C172	250p	74LS246	100p
7416	27p	7513	150p	74307	160p	74LS247	100p	74C173	250p	74LS248	100p
7417	27p	7514	150p	74308	160p	74LS249	100p	74C174	250p	74LS250	100p
7418	17p	7515	150p	74309	160p	74LS251	100p	74C175	250p	74LS252	100p
7419	17p	7516	150p	74310	160p	74LS253	100p	74C176	250p	74LS254	100p
7420	17p	7517	150p	74311	160p	74LS255	100p	74C177	250p	74LS256	100p
7421	40p	7518	150p	74312	160p	74LS257	100p	74C178	250p	74LS258	100p
7422	22p	7519	150p	74313	160p	74LS259	100p	74C179	250p	74LS260	100p
7423	34p	7520	150p	74314	160p	74LS261	100p	74C180	250p	74LS262	100p
7424	34p	7521	150p	74315	160p	74LS263	100p	74C181	250p	74LS264	100p
7425	30p	7522	150p	74316	160p	74LS265	100p	74C182	250p	74LS266	100p
7426	40p	7523	150p	74317	160p	74LS267	100p	74C183	250p	74LS268	100p
7427	34p	7524	150p	74318	160p	74LS269	100p	74C184	250p	74LS270	100p
7428	36p	7525	150p	74319	160p	74LS271	100p	74C185	250p	74LS272	100p
7429	36p	7526	150p	74320	160p	74LS273	100p	74C186	250p	74LS274	100p
7430	17p	7527	150p	74321	160p	74LS275	100p	74C187	250p	74LS276	100p
7431	30p	7528	150p	74322	160p	74LS277	100p	74C188	250p	74LS278	100p
7432	30p	7529	150p	74323	160p	74LS279	100p	74C189	250p	74LS280	100p
7433	40p	7530	150p	74324	160p	74LS281	100p	74C190	250p	74LS282	100p
7434	40p	7531	150p	74325	160p	74LS283	100p	74C191	250p	74LS284	100p
7435	35p	7532	150p	74326	160p	74LS285	100p	74C192	250p	74LS286	100p
7436	35p	7533	150p	74327	160p	74LS287	100p	74C193	250p	74LS288	100p
7437	35p	7534	150p	74328	160p	74LS289	100p	74C194	250p	74LS290	100p
7438	35p	7535	150p	74329	160p	74LS291	100p	74C195	250p	74LS292	100p
7439	17p	7536	150p	74330	160p	74LS293	100p	74C196	250p	74LS294	100p
7440	17p	7537	150p	74331	160p	74LS295	100p	74C197	250p	74LS296	100p
7441	70p	7538	150p	74332	160p	74LS297	100p	74C198	250p	74LS298	100p
7442	60p	7539	150p	74333	160p	74LS299	100p	74C199	250p	74LS300	100p
7443	112p	7540	150p	74334	160p	74LS301	100p	74C200	250p	74LS302	100p
7444	112p	7541	150p	74335	160p	74LS303	100p	74C201	250p	74LS304	100p
7445	100p	7542	150p	74336	160p	74LS305	100p	74C202	250p	74LS306	100p
7446	93p	7543	150p	74337	160p	74LS307	100p	74C203	250p	74LS308	100p
7447	93p	7544	150p	74338	160p	74LS309	100p	74C204	250p	74LS310	100p
7448	80p	7545	150p	74339	160p	74LS311	100p	74C205	250p	74LS312	100p
7449	80p	7546	150p	74340	160p	74LS313	100p	74C206	250p	74LS314	100p
7450	17p	7547	150p	74341	160p	74LS315	100p	74C207	250p	74LS316	100p
7451	17p	7548	150p	74342	160p	74LS317	100p	74C208	250p	74LS318	100p
7452	17p	7549	150p	74343	160p	74LS319	100p	74C209	250p	74LS320	100p
7453	17p	7550	150p	74344	160p	74LS321	100p	74C210	250p	74LS322	100p
7454	17p	7551	150p	74345	160p	74LS323	100p	74C211	250p	74LS324	100p
7455	17p	7552	150p	74346	160p	74LS325	100p	74C212	250p	74LS326	100p
7456	17p	7553	150p	74347	160p	74LS327	100p	74C213	250p	74LS328	100p
7457	36p	7554	150p	74348	160p	74LS329	100p	74C214	250p	74LS330	100p
7458	36p	7555	150p	74349	160p	74LS331	100p	74C215	250p	74LS332	100p
7459	36p	7556	150p	74350	160p	74LS333	100p	74C216	250p	74LS334	100p
7460	36p	7557	150p	74351	160p	74LS335	100p	74C217	250p	74LS336	100p
7461	36p	7558	150p	74352	160p	74LS337	100p	74C218	250p	74LS338	100p
7462	36p	7559	150p	74353	160p	74LS339	100p	74C219	250p	74LS340	100p
7463	36p	7560	150p	74354	160p	74LS341	100p	74C220	250p	74LS342	100p
7464	36p	7561	150p	74355	160p	74LS343	100p	74C221	250p	74LS344	100p
7465	36p	7562	150p	74356	160p	74LS345	100p	74C222	250p	74LS346	100p
7466	36p	7563	150p	74357	160p	74LS347	100p	74C223	250p	74LS348	100p
7467	36p	7564	150p	74358	160p	74LS349	100p	74C224	250p	74LS350	100p
7468	36p	7565	150p	74359	160p	74LS351	100p	74C225	250p	74LS352	100p
7469	36p	7566	150p	74360	160p	74LS353	100p	74C226	250p	74LS354	100p
7470	36p	7567	150p	74361	160p	74LS355	100p	74C227	250p	74LS356	100p
7471	36p	7568	150p	74362	160p	74LS357	100p	74C228	250p	74LS358	100p
7472	36p	7569	150p	74363	160p	74LS359	100p	74C229	250p	74LS360	100p
7473	36p	7570	150p	74364	160p	74LS361	100p	74C230	250p	74LS362	100p
7474	36p	7571	150p	74365	160p	74LS363	100p	74C231	250p	74LS364	100p
7475	36p	7572	150p	74366	160p	74LS365	100p	74C232	250p	74LS366	100p
7476	36p	7573	150p	74367	160p	74LS367	100p	74C233	250p	74LS368	100p
7477	36p	7574	150p	74368	160p	74LS369	100p	74C234	250p	74LS370	100p
7478	36p	7575	150p	74369	160p	74LS371	100p	74C235	250p	74LS372	100p
7479	36p	7576	150p	74370	160p	74LS373	100p	74C236	250p	74LS374	100p
7480	36p	7577	150p	74371	160p	74LS375	100p	74C237	250p	74LS376	100p
7481	36p	7578	150p	74372	160p	74LS377	100p	74C238	250p	74LS378	100p
7482	36p	7579	150p	74373	160p	74LS379	100p	74C239	250p	74LS380	100p
7483	36p	7580	150p	74374	160p	74LS381	100p	74C240	250p	74LS382	100p
7484	36p	7581	150p	74375	160p	74LS383	100p	74C241	250p	74LS384	100p
7485	36p	7582	150p	74376	160p	74LS385	100p	74C242	250p	74LS386	100p
7486	36p	7583	150p	74377	160p	74LS387	100p	74C243	250p	74LS388	100p
7487	36p	7584	150p	74378	160p	74LS389	100p	74C244	250p	74LS390	100p
7488	36p	7585	150p	74379	160p	74LS391	100p	74C245	250p	74LS392	100p
7489	36p	7586	150p	74380	160p	74LS393	100p	74C246	250p	74LS394	100p
7490	36p	7587	150p	74381	160p	74LS395	100p	74C247	250p	74LS396	100p
7491	36p	7588	150p	74382	160p	74LS397	100p	74C248	250p	74LS398	100p
7492	36p	7589	150p	74383	160p	74LS399	100p	74C249	250p	74LS400	100p
7493	36p	7590	150p	74384	160p	74LS401	100p	74C250	250p	74LS402	100p
7494	36p	7591	150p	74385	160p	74LS403	100p	74C251	250p	74LS404	100p
7495	36p	7592	150p	74386	160p	74LS405	100p	74C252	250p	74LS406	100p
7496	36p	7593	150p	74387	160p	74LS407	100p	74C253	250p	74LS408	100p
7497	36p	7594	150p	74388	160p	74LS409	100p	74C254	250p	74LS410	100p
7498	36p	7595	150p	74389	160p	74LS411	100p	74C255	250p	74LS412	100p
7499	36p	7596	150p	74390	160p	74LS413	100p	74C256	250p	74LS414	100p
7500	36p	7597	150p	74391	160p	74LS415	100p	74C257	250p	74LS416	100p

## A. J. H. Electronics

'The Gables', 20, Barby Lane, Hillmorton, Rugby, Warwickshire. Tel: Rugby 78





A. H. Supplies Limited	.....	.....	.....	.....	.....	10
Advance Design	.....	.....	.....	.....	.....	14
A. J. H. Electronics	.....	.....	.....	.....	.....	85
A. J. P. Electronics	.....	.....	.....	.....	.....	87
Amateur Electronics	.....	.....	.....	.....	.....	60
Amateur Radio Exchange	.....	.....	.....	.....	.....	60
Ambit International	.....	.....	.....	.....	.....	15
Amcomm Services	.....	.....	.....	.....	.....	68
Astra-Pak	.....	.....	.....	.....	.....	6
Barrie Electronics	.....	.....	.....	.....	.....	80
Bearman, P.H.	.....	.....	.....	.....	.....	81
B.I.E.T.	.....	.....	.....	.....	.....	10
Bi-Pak Limited	.....	.....	.....	.....	.....	18, 19
Birkett J.	.....	.....	.....	.....	.....	21
Bowes C.	.....	.....	.....	.....	.....	8
British National Radio & Electronics School	.....	.....	.....	.....	.....	12, 79
Bredhurst	.....	.....	.....	.....	.....	67
Brooks B.	.....	.....	.....	.....	.....	72
Burneze	.....	.....	.....	.....	.....	84
Cambridge Kits	.....	.....	.....	.....	.....	84
Caranna C.	.....	.....	.....	.....	.....	83
Catronics	.....	.....	.....	.....	.....	4
Chordgate	.....	.....	.....	.....	.....	14
Chromatronics	.....	.....	.....	.....	.....	16
Contour Electronics	.....	.....	.....	.....	.....	81
Cox Radio (Sussex) Limited	.....	.....	.....	.....	.....	82
Crescent Radio Limited	.....	.....	.....	.....	.....	16
Crimson Elektrik	.....	.....	.....	.....	.....	12
C.R. Supply Co.	.....	.....	.....	.....	.....	82
C.T. Electronics	.....	.....	.....	.....	.....	9
C.W.A.S Alarm	.....	.....	.....	.....	.....	84
Electronic Design Associates	.....	.....	.....	.....	.....	6
Electronic Mail Order Limited	.....	.....	.....	.....	.....	82
Electrovalue	.....	.....	.....	.....	.....	6
Fidelity Fastenings	.....	.....	.....	.....	.....	14
Flairline Supplies	.....	.....	.....	.....	.....	85
Gariand Bros.	.....	.....	.....	.....	.....	4
George, David Sales	.....	.....	.....	.....	.....	2
Golledge Electronics, P.R.	.....	.....	.....	.....	.....	82
G.T. Information Services	.....	.....	.....	.....	.....	83
G2 DYM	.....	.....	.....	.....	.....	82
HAC Shortwave	.....	.....	.....	.....	.....	85
Heathkit	.....	.....	.....	.....	.....	8
Home Radio	.....	.....	.....	.....	.....	84
H.T.E.	.....	.....	.....	.....	.....	83
I.L.P. Electronics	.....	.....	.....	.....	.....	76, 77
Intertext I.C.S.	.....	.....	.....	.....	.....	53
Kramer & Co.	.....	.....	.....	.....	.....	4
Leeds Amateur Radio	.....	.....	.....	.....	.....	67
Lowe Electron	.....	.....	.....	.....	.....	72
M.H.E.L. Electronics	.....	.....	.....	.....	.....	84
Magnum Audio Limited	.....	.....	.....	.....	.....	84
Manor Supplies	.....	.....	.....	.....	.....	68
Maplin Electronic Supplies	.....	.....	.....	.....	.....	Cover IV
Marshall A. (London) Limited	.....	.....	.....	.....	.....	78
Metac Limited	.....	.....	.....	.....	.....	Cover III
Micron	.....	.....	.....	.....	.....	35
Monolith Electronics Limited	.....	.....	.....	.....	.....	80
Noble Electronics	.....	.....	.....	.....	.....	14
Osmabet	.....	.....	.....	.....	.....	88
Partridge Electronics	.....	.....	.....	.....	.....	53
Progressive Radio	.....	.....	.....	.....	.....	80
Radio Book Service	.....	.....	.....	.....	.....	82
Radio Exchange Limited	.....	.....	.....	.....	.....	3
Radio & TV Components	.....	.....	.....	.....	.....	Cover III
Rocquaine Electronics	.....	.....	.....	.....	.....	72
R.S.C. (Realistic Sound Centres Limited)	.....	.....	.....	.....	.....	5
R.S.T. Valve Mail Order Co.	.....	.....	.....	.....	.....	17
Sandwell Plant Limited	.....	.....	.....	.....	.....	83
Scientific Wire Company	.....	.....	.....	.....	.....	84
Sonic Discount	.....	.....	.....	.....	.....	35
Sota Communications	.....	.....	.....	.....	.....	75
South Midlands Communications Limited	.....	.....	.....	.....	.....	59
Southern Valve Co.	.....	.....	.....	.....	.....	80
Squires, Roger	.....	.....	.....	.....	.....	2
Stephen-James Limited	.....	.....	.....	.....	.....	16
Swanley Electronics	.....	.....	.....	.....	.....	68
Tandy Corporation Limited	.....	.....	.....	.....	.....	13
Technical and Optical Equipment	.....	.....	.....	.....	.....	11
Technomatic Limited	.....	.....	.....	.....	.....	85
Teleradio	.....	.....	.....			

**DOOR TUNES £16.44 + VAT.**  
Waddington's Videomaster announce a doorbell that doesn't go Brrringg, Ding Dong or Bzzzz. Instead it plays 24 different classical and popular tunes. It will play the tune you select for your mood, the season or the visitor you are expecting to call. Door tunes is not only great fun and a wonderful ice breaker, but is also very functionally and beautifully designed to enhance your home. There is something for Christmas, something for your continental visitors or your relations from the states, and even something for the Queen. Door tunes is easy to install and has separate controls for volume, tone and tempo.



PROGRAMMABLE £29.50 + VAT  
COLOUR CARTRIDGE T.V. GAME.



**ROAD RACE – £8.87 + VAT.**  
Grand Prix motor racing with gear changes, crash noises

**SUPER WIPEOUT – £9.17 + VAT.**  
10 different games of blasting obstacles off the screen.

**STUNT RIDER – £12.16 + VAT.**  
Motorcycle speed trials, jumping obstacles, leaping various rows of up to 24 buses etc.

**NON-PROGRAMMABLE TV GAMES**

6 Game – COLOURSCORE II – £13.50 + VAT.

**10 Game COLOUR SPORTSWORLD £22.50 + VAT.**

**STAR CHESS - £55.09 + VAT,  
PLAY CHESS AGAINST YOUR PARTNER**


using your own TV to display the board and pieces. Star Chess is a new absorbing game for two players, which will interest and excite all ages. The unit plugs into the aerial socket of your TV set and displays the board and pieces in full colour for black and white on your TV screen. Based on the moves of chess. It adds even more excitement and interest to the game. For those who have never played, Star Chess is a novel introduction to the classic game of chess. For the experienced chess player, there are whole new dimensions of unpredictability and chance added to the strategy of the game. Not only can pieces be taken in conventional chess type moves, but each piece can also exchange rocket fire with its opponents. The unit comes complete with a free 18V mains adaptor, full instructions and twelve months warranty.



**CHES CHALLENGER 7-£85.65 + VAT.**  
**PLAY CHES AGAINST THE COMPUTER**

The stylish, compact, portable console can be set to play at seven different levels of ability from beginner to expert including 'Mate in two' and 'Chess by mail'. The computer will only make responses which obey international chess rules. Casting, on passant, and promoting a pawn are all included as part of the computer's programme. It is possible to enter any given problem from magazines or newspapers or alternatively establish your own board position and watch the computer react. The positions of all pieces can be verified by using the computer memory recall button.


Price includes unit with wood grained housing, and Staunton design chess pieces. Computer plays black or white and against itself and comes complete with a mains adaptor and 12 months guarantee.



A special bulk purchase of these amazing chess teaching machines enables us to offer them at only £19.75 less than half recommended retail price. The electronic chess tutor is a simple battery operated machine that can actually teach anyone to play chess and improve their game right up to championship level. This machine is not only for total beginners but also for established players wanting to play better chess. Unit contains the electronic chessboard with 32 chess pieces, a 64 page explanatory booklet and a set of 32 progressive programme cards including 6 beginners cards, 16 check mate positions, 9 miniature games, 5 openings, 3 end games, 28 chess problems and 2 master games.

**CHECKER CHALLENGER 2 LEVELS £43.98 + VAT.**  
**4 LEVELS £80.09 + VAT.**

PLAY DRAUGHTS/CHECKERS AGAINST THE COMPUTER



For FREE illustrated brochures and reviews on TV and chess games please send a stamped addressed envelope, and state which particular games you require information on.  
 Callers welcome at our shop in Weying - demonstrations daily - open from Sat 5.30pm Mon-Sat 9am-1pm Wed.  
 To order by telephone please quote your name, address and Access/Barclaycard number.  
 Postage and Packing FREE.

**AJD DIRECT SUPPLIES LIMITED**, Dept. .PW8, 102 Bellegrove Road,  
Welling Kent DA16 3DD. Tel: 01-303 9145 (Day) 01-850 8652 (Evenings)

Head Office and Warehouse  
44A WESTBOURNE GROVE  
LONDON W2 5SF  
Tel: 727 5841/2/3

# Z & I AERO SERVICES LTD.

Reg No. 242 1255 03

Please send all correspondence and Mail-Orders to Head Office

Retail Shop  
85 TOTTENHAM COURT ROAD  
LONDON W1  
Tel: 580 8403  
Open all day Saturday

## A SELECTION FROM OUR STOCKS OF FULLY GUARANTEED FIRST QUALITY VALVES

1B3GT	0.86	6AX4GTB	1.15	6CY5	1.15	12AT7	0.57	ECF201	1.03	EM87	1.15	PCF806	1.15	PL802	3.22	UCC84	0.86
IR5	0.57	6AX5GT	1.49	6CY7	1.15	12AU6	0.75	ECF801	1.09	EY81	0.63	PCL81	0.75	PY81	0.81	UCC85	0.69
IX2B	1.38	6BA6	0.62	6DQ6B	1.67	12AU7	0.54	ECF802	1.09	EY87	0.57	PCL82	0.92	PY82	0.63	UCF80	0.86
5AT8	0.92	6BE6	0.55	6DT6	0.92	12AV6	0.98	ECM42	1.27	EY88	0.63	PCL84	0.86	PY83	0.81	UCH42	1.15
5T4	0.86	6BF5	0.98	6DT8	0.92	12AV7	1.16	ECM81	0.63	EY800A	1.73	PCL86	0.98	PY88	0.86	UCH81	0.75
5U4G	0.69	6BF6	0.65	6DW4	1.03	12AX7	0.63	ECM200	0.92	EZ80	0.57	PCL805	0.92	PY500A	1.73	UCL81	0.81
5U8	0.86	6BG6G	1.49	6ES5	1.15	12AY7	0.98	ECL80	0.69	EZ81	0.57	PCL805	1.27	U25	1.15	UCL82	0.86
5V4G	0.69	6BH6	0.98	6EV5	1.73	12BA6	0.75	ECL81	0.69	EZ81	0.57	PCL805	0.92	U26	1.15	UCL83	0.92
5X4G	0.92	6BJ6	1.38	6EW6	0.92	12BF6	0.77	ECL82	0.69	EZ81	0.57	PCL805	0.92	U26	1.15	UCL83	0.92
5X8	1.03	6BJ7	0.75	6GH8A	0.92	12BH7A	0.86	ECL83	1.33	EZ81	0.57	PCL805	0.92	U26	1.15	UCL83	0.92
5Y3GT	0.75	6BK4B	1.61	6GK5	1.03	12BL6	0.81	ECL84	0.81	EZ81	0.57	PCL805	0.92	U26	1.15	UCL83	0.92
5Z4GT	0.75	6BN4A	1.03	6GK6	1.03	12BQ6	1.03	ECL85	0.75	EZ81	0.57	PCL805	0.92	U26	1.15	UCL83	0.92
6AB7	0.69	6BN6	0.92	6J4	1.38	12BY7A	0.92	ECL86	0.98	EZ81	0.57	PCL805	0.92	U26	1.15	UCL83	0.92
6AC7	0.92	6BD7A	0.81	6J5GT	0.92	12CU6	1.03	ECL86	0.98	EZ81	0.57	PCL805	0.92	U26	1.15	UCL83	0.92
6AD8	0.69	6BR8A	1.38	6J6	0.63	19AQ5	0.86	ECL86	0.98	EZ81	0.57	PCL805	0.92	U26	1.15	UCL83	0.92
6AF4A	0.92	6BS7	2.85	6K5GT	0.86	19BG6G	0.57	ECL86	0.98	EZ81	0.57	PCL805	0.92	U26	1.15	UCL83	0.92
6AG5	0.75	6BU8	0.98	6K6GT	0.98	35A3	0.81	ECL86	0.98	EZ81	0.57	PCL805	0.92	U26	1.15	UCL83	0.92
6AG7	0.98	6BW7	1.15	6L6GT	0.98	35B3	0.75	ECL86	0.98	EZ81	0.57	PCL805	0.92	U26	1.15	UCL83	0.92
6AH6	1.09	6BZ6	0.75	6N7GT	0.98	35C5	0.98	ECL86	0.98	EZ81	0.57	PCL805	0.92	U26	1.15	UCL83	0.92
6AJ5	0.75	6BZ7	0.81	6O7	1.03	50C5	1.16	ECL86	0.98	EZ81	0.57	PCL805	0.92	U26	1.15	UCL83	0.92
6AK5	0.63	6C4	0.63	6SA7	0.92	50EH5	0.98	ECL86	0.98	EZ81	0.57	PCL805	0.92	U26	1.15	UCL83	0.92
6AK6	0.86	6C5GT	0.69	6S67	0.92	DAF96	0.69	ECL86	0.98	EZ81	0.57	PCL805	0.92	U26	1.15	UCL83	0.92
6AK7	0.98	6C8	0.57	6SK7	0.92	DF96	1.16	ECL86	0.98	EZ81	0.57	PCL805	0.92	U26	1.15	UCL83	0.92
6AL5	0.46	6C8G	0.69	6SL7GT	0.81	DK92	0.69	ECL86	0.98	EZ81	0.57	PCL805	0.92	U26	1.15	UCL83	0.92
6AM6	0.38	6C8B	0.63	6SN7GT	0.81	DL95	0.69	ECL86	0.98	EZ81	0.57	PCL805	0.92	U26	1.15	UCL83	0.92
6AM8	0.81	6C8T	0.81	6S07	0.92	ECC84	0.55	ECL86	0.98	EZ81	0.57	PCL805	0.92	U26	1.15	UCL83	0.92
6AN5	2.87	6C8BA	0.86	6SR7	0.92	ECC85	1.44	ECL86	0.98	EZ81	0.57	PCL805	0.92	U26	1.15	UCL83	0.92
6AN6	0.98	6CM7	0.92	6V6GT	0.92	ECC86	0.86	ECL86	0.98	EZ81	0.57	PCL805	0.92	U26	1.15	UCL83	0.92
6AQ5	0.98	6CN7	1.38	6X4	0.81	ECC88	0.92	ECL86	0.98	EZ81	0.57	PCL805	0.92	U26	1.15	UCL83	0.92
6AS6	1.15	6CQ8	0.86	6X5GT	0.69	ECC89	0.92	ECL86	0.98	EZ81	0.57	PCL805	0.92	U26	1.15	UCL83	0.92
6AS7G	1.38	6CS7	0.98	6X8	0.69	ECC189	0.92	ECL86	0.98	EZ81	0.57	PCL805	0.92	U26	1.15	UCL83	0.92
6AT6	0.86	6CU5	1.15	12A6	0.75	ECF80	0.63	ECL86	0.98	EZ81	0.57	PCL805	0.92	U26	1.15	UCL83	0.92
6AU6	0.57	6CU6	1.15	12A5	0.69	ECF82	0.63	ECL86	0.98	EZ81	0.57	PCL805	0.92	U26	1.15	UCL83	0.92
6AV6	0.86	6CW4	4.05	12A05	0.69	ECF86	0.92	ECL86	0.98	EZ81	0.57	PCL805	0.92	U26	1.15	UCL83	0.92
6AW8A	0.86	6CX8	1.15	12AT6	0.69	ECF200	1.03	ECL86	0.98	EZ81	0.57	PCL805	0.92	U26	1.15	UCL83	0.92

## OSCILLOSCOPE TUBES

current production. Made in USSR

**One inch Tube Type 3LO 11.** This tube is a good replacement for 1CP31. Tube characteristics are identical with those of 1CP31. As the connections are different the tube is supplied complete with base, connection diagram and technical data **£12.00** plus £1.80 VAT. **Three-inch tube Type 3BP1.** This well known tube used in "PURBECK" Oscilloscope can be supplied for **£7.50** plus £1.12 VAT. 14-pin base for the above **£0.80** plus £0.12 VAT.

Prices are inclusive of VAT (at current rates) except where shown separately. Postage and packing charges are **£0.15** per £ subject to a minimum of **£0.40**. Minimum order charge for Approved Credit customers **£20.00**. Minimum Transaction Charge for mail orders **£11.00**.

OUR NEW 1978/1979 CATALOGUE IS NOW READY AND WILL BE SENT ON RECEIPT OF REMITTANCE FOR £0.30

## OSMABET LTD

We make transformers amongst other things.

**LOW VOLTAGE TRANSFORMERS: Prim 240V ac.**  
6.3V 1.5A **£3.00**; 3A **£7.50**; 6A **£15.00**; 12V 1.5A **£3.75**; 3A **£7.50**; 6A **£15.00**; 15V 0.5A **£3.00**; 18V 1.5A **£7.50**; 24V 1.5A **£7.50**; 3A **£7.50**; 6A **£15.00**; 12V 2A **£12.00**; 8A **£29.25**; 12A **£37.50**; 40V 3A **£13.50**.

**TWIN SEC TRANSFORMERS: Prim 240V ac.**  
6V 0.6A - 6V 0.6A; 9V 0.4A - 9V 0.4A; 12V 0.3A - 12V 0.3A; 20V 0.15A - 20V 0.15A; all at **£4.15** each; 15V 0.75A - 15V 0.75A **£6.40**; 15V 1.5A - 15V 1.5A **£8.25**; 18V 1A - 18V 1A **£9.00**; 18V 1.5A - 18V 1.5A **£9.75**; 20V 1.5A - 20V 1.5A **£9.75**; 12V 4A - 12V 4A **£12.00**; 25V 2A - 25V 2A **£12.00**.

**MIDGET RECTIFIER TRANSFORMERS: Prim 240V ac.**  
6.0-6V 1.5A or 9.0-9V 1A **£3.40** each; 12.0-12V 1A or 20.0-20V 0.75A **£4.15** each; 9.0-9V 0.3A or 12V-0.12V 0.25A or 20V-0.20V 0.15A **£3.00** each.

**LT TRANSFORMERS TAPPED SEC: Prim 240V ac.**  
0.10-12.14-16-18V 2A **£7.50**; 4A **£9.40**; 0.12-15-20-24-30V 2A **£8.25**; 4A **£12.00**; 0.20-30-60V 1A **£9.00**; 2A **£12.00**; 0.40-50-60-80-100-110V 1A **£12.00**.

**AUTO TRANSFORMERS 110/240V ac.**  
30 watt to 4000 watt ex stock, lists.

**MAINS TRANSFORMERS, SPECIAL OFFER: Prim 240V ac.**  
250-0-250V 60 Ma, 6.3V 1A **£2.50**; 250V 100Ma, 6.3V 2A **£3.50**; 9V 3A **£2.50**; 25V 300 Ma **90p**.

**LOUDSPEAKERS**  
2 1/2 in, 2 1/2 in, 8 ohm, 3 in 35Ω, 3 1/2 in 3, 8, 16 or 80Ω all **£1.50** each; 8 x 5 in, C/M, 4, 8 or 25Ω, **£3.50** each. Many other types available.

**"INSTANT" BULK CASSETTE/TAPE ERASER**  
Instant erasure of cassettes, and any diameter of tape spools, demagnetises tape heads, 200/240V ac, leaflet **£7.50**.

**EDGWISE LEVEL METER FSD 200/μA**  
Size 19 x 13 x 20mm 800Ω **£1.50**.

**CHARGING METERS 1 1/2 in diameter**  
2A or 3A **£1.25** each; 5A or 10A **£1.50** each.

**SYNCHRONOUS GEARED MOTORS, 240V ac.**  
Brand new, built in gear box, 1 r.p.h. **£1.25** each.

**O/P TRANSFORMERS FOR VALVE AMPLIFIERS**  
P.P. sec tapped 3-8-15Ω A-A 6KΩ, 30W **£17.50**; A-A 3KΩ 50W **£26.00**; 100W (EL31, KT88 etc) **£35.00**.

**G.E.C. MANUAL OF POWER AMPLIFIERS**  
Covers valve amplifiers 30W to 400W **£1.25**.

**MULTIWAY SCREENED CABLE, PVC COVERED**  
36 way **£1.00**; 25 way **75p**; 14 way **50p**; 6 way **25p**; 4 way **20p**; 2 way **10p**; 1 way **8p**; 4 way individually screened **30p**; fig 8 twin stereo do screened **15p**, metre.

**CONDENSERS**  
Electrolytic 400 μ 400V **75p**; 2000/30V **30p**; 2200/40V **40p**; 8 - 8mfd 450V **40p**; Paper tubular, W/E, 4/160V: 6/160V **30p** each, 2mfd 150V **25p**.

CARRIAGE EXTRA ON ALL ORDERS  
ALL PRICES INCLUDE V.A.T.

Callers by appointment only. S.A.E. Enquiries, Lists.

46, Kenilworth Road, Edgware, Middx.  
HA8 8YG. Tel: 01-958 9314

PLEASE  
MENTION

PRACTICAL  
WIRELESS

WHEN  
REPLYING  
TO  
ADVERTISE-  
MENTS

Direct from the Author of

## PW Burglar Alarm and Parkhurst

Burglar Alarm Components	<b>£3.00</b>
PCB	<b>£1.00</b>
Siren Components	<b>£4.00</b>
PCB	<b>£1.00</b>
Horn	<b>£8.00</b>
6V 1AH Field lead acid battery	<b>£6.00</b>
PW Parkhurst Components	<b>£6.00</b>
Microwave module and antenna	<b>£25.00</b>
PCB	<b>£2.00</b>

All prices include postage,  
packing and VAT

System design and electronic fault  
finding services available

All enquiries answered if SAE  
enclosed.

**P WALES**  
**PO Box 88**  
**Crown Buildings**  
**High Street**  
**Aylesbury**



### 20 x 20 WATT STEREO AMPLIFIER

Viscount IV unit in teak simulate cabinet Silver finish rotary controls and pushbuttons with matching fascia, red mains indicator and stereo jack socket. Functions switch for mic magnetic and crystal pickups, tape tuner and auxiliary. Rear panel features fuse holder, DIN speaker and input sockets. 20 x 20 watts RMS 40 x 40 watts peak for use with 8 to 15 ohm speakers. Size 14 1/4" x 3" x 10" approx. **NEW** feature—units now include a built in four channel stereo sound facility.

**£31.90**  
£3.00 p&p

### 30x30 WATT AMPLIFIER IN KIT FORM

For the experienced constructor complete in every detail, same facilities as Viscount IV, but with 30x30 output. 60x60 watts peak. For use with 4 to 15 ohms speakers.

**£31.50** p&p  
£3.00

### SPECIAL OFFER

**30 x 30 WATT AMPLIFIER KIT** with BSR P200 belt drive deck and Shure M75 cartridge.

**£57.00**  
+ p&p £6.00

### EMI SPEAKER BARGAIN

Stereo pair 350 kit. System consists of 13" x 8" approx. woofer with rolled surround, 2 1/2" approx. Audax tweeter, crossover components and circuit diagram. Frequency response 20 Hz to 20 KHz. Power handling 15 watts RMS. 20 watts max. 8 ohm impedance.

**£15.25**  
Per stereo pair  
£3.65 p&p

### BSR P200

Belt drive chassis turntable unit semi-automatic, cueing device. A. D.C. QLM 30 Mk III Magnetic Cartridge to suit.

**£25.50** p&p £2.60  
**£7.95**



**BSR** Manual single play record deck with auto return and cueing lever, fitted with stereo ceramic cartridge 2 speeds with 45 r.p.m. spindle adaptor ideally suited for home or disco use. **OUR PRICE £11.25** £2.75 p&p

### GARRARD DECK MODEL CC 10A

Record changer with cueing device fitted with stereo ceramic cartridge ready to fit into your own plinth.

**£8.15** p&p £2.05 Size 12" x 8 1/2"

### UNIT AUDIO STAND

Can be used with TV too! Finish in chrome with decorative wood spacer fitted with 4 Kenrick Mini Meteor castors.

**£3.95** £1.50 p&p  
24" x 12 1/2" x 11 1/2" approx.

**BARGAIN FOR PERSONAL SHOPPERS ONLY**  
**Altone UA4 Stereo System**



Features 8 watt total output. Full size BSR manual turntable with cueing and auto return. Socket for tape in and out and stereo headphones complete with speakers. **£35.75**

**Micro Cassette Recorder** Pocket size—home or office use or when travelling. **£14.25**

**Battery operated fluorescent camping lamp.** Runs off 8 U2 batteries. **£4.80**

# Mullard

## AUDIO MODULES IN BARGAIN PACKS

### CURRENT CATALOGUE

PRICE **£25** AT OVER PER PACK

### SEE OUR PRICES

**1** PACK 1 2 x LP1173 10w RMS output power audio amp modules. + 1 LP1182/2 Stereo pre amp for ceramic and auxiliary input. **OUR PRICE £5.00** p+p £1.00

**2** PACK 2 2 x LP1173 10w RMS output power audio amp modules + 1 LP1184/2 Stereo pre amp for magnetic, ceramic and auxiliary inputs. **OUR PRICE £7.65** p+p £1.00

**illus. £12.25**

### 10 + 10 AMPLIFIER KIT

An opportunity to buy a 10 watts per channel stereo amplifier kit which is suitable for use with a ceramic cartridge. The amplifier utilises proven Mullard modules and is available at a very competitive price. The amplifier kit comes complete with instructions and includes a Mullard LP1183 stereo preamplifier module, two LP1173 power amplifiers with integral heatsinks, a power supply, Zobel networks, front and back mounting panels, a finished fascia panel, all control potentiometers (bass, treble, volume and balance), switches, input, output and headphone sockets, wire, and an easily assembled wrap around cabinet to house the finished unit. Size approximately 9 1/4" x 8 1/4" x 4". **p&p £2.25**

**£12.25**

### BARGAINS FOR PERSONAL SHOPPERS

**LCD Solar 5** function with backlite stainless steel finish case and strap. **£7.40**

**LCD Solar Chrono 9** function with backlite stainless steel finish case and strap. **£9.55**

**Chrono stop watch 9** function with back lite stainless steel finish case and strap. **£8.95**

**Solar Alarm LCD** stainless steel case and strap. **£21.95**

**AM/FM DIGITAL CLOCK RADIO** Accurate 4 Digit Electronic Clock with 1/2" LED display. Buzzer and snooze timer. **£12.20**

**100 Watt Power Amp Module** Mains power supply for above unit. **£14.25**

**DECCA 20w Stereo speaker kit** comprising 2 8" approx. bass units + 2 3/4" approx. tweeter inc. crossovers. **£3.60**

**VIDEOMASTER** Super Score TV Game with pistol mains operation. **£20.45**

**PORTABLE RADIO/CASSETTE RECORDER.** AM/FM with clock. LW, MW, SW, VHF mains/battery operation. **£15.95**

**ISP Radio Cassette recorder** Mains/Battery AM/FM built in mic auto stop. **£42.90**


**£24.50**



323 EDGWARE ROAD, LONDON W2  
21B HIGH STREET, ACTON W3 6NG

ACTON: Mail Order only. No callers  
**ALL PRICES INCLUDE VAT AT 15%**  
All items subject to availability. Prices correct at 1.8.79 and subject to change without notice.  
NOTE: Persons under 18 years not served without parent's authorisation.

ACCESSORIES ARE ONLY AVAILABLE TO THOSE CUSTOMERS WHEN BUYING OUR BARGAIN PACKS.



### ACCESSORIES

Suitable mains power supply parts, consisting of mains transformer, bridge rectifier, smoothing capacitor and set of relay stereo controls for treble, bass, volume and balance. **£3.00**

plus £1.50 p&p

**Two Way Speaker Kit** Comprising of two 8" x 5" approx. 4 ohm bass and two 3/4" 15 ohm mid-range tweeter with two cross-over capacitors. **£4.05**

per stereo pair plus £1.55 p&p



### 100 WATT MONO DISCO AMP

Size approx 14" x 4" x 10" Blushed aluminium fascia and rotary controls. Five vertical slide controls, master volume, tape level, mic level, deck level.

L PLUS INTER DECK FADER for perfect graduated change from record deck No. 1 to No. 2, or vice versa. Pre fade level control (PFL) lets YOU hear next disc before fading it in. VU meter monitors output level. Output 100 watts RMS 200 watts peak. **p&p £4.05** **£66.45**

### 50 WATT MONO DISCO AMP

**£30.60** p&p £2.70

Size approx. 13 1/4" x 5 1/4" x 6 1/4" 50 watts rms. 100 watts peak output. Big features include two disc inputs, both for ceramic cartridges, tape input and microphone input. Level mixing controls fitted with integral push-pull switches. Independent bass and treble, controls and master volume.

### FOR PERSONAL SHOPPERS ONLY

#### DUO II SPEAKERS

Attractive teak finish, modern design, incorporating 2 speaker units—8" approx. woofer and 2 1/2" approx. tweeter. 45 to 1800 Hz Impedance 8 ohms. Power 15 watts RMS. 18" x 13" x 7" Per stereo pair approx. **£16.50**

### FOR PERSONAL SHOPPERS ONLY

#### STEREO RADIOGRAM CABINET

Finished in a natural teak veneer with opening top. Easily modified to accommodate stereo equipment of your choice. Price **£10.95**

Size approximately 47" x 15 1/2" x 15"



# MAPLIN



This superb organ – build the first working section for just over £100. Full specification in our catalogue.



Touch operated rhythm generator, the 'Drumsette'. Construction details 25p. (Leaflet MES49). Specification in our catalogue.



Multimeters, analogue and digital, frequency counter, oscilloscopes, and lots, lots more at excellent prices. See cat. pages 106 and 183 to 188 for details.



61-note touch-sensitive piano to build yourself. Full specification in our catalogue.



Our bi-monthly newsletter contains guaranteed prices, special offers and all the latest news from Maplin.

A massive new catalogue from Maplin that's even bigger and better than before. If you ever buy electronic components, this is the one catalogue you must not be without. Over 280 pages – some in full colour – it's a comprehensive guide to electronic components with hundreds of photographs and illustrations and page after page of invaluable data.



A range of highly attractive knobs is described in our catalogue. Our prices are very attractive too!



The 3800 synthesiser build it yourself at a fraction of the cost of one ready-made with this specification. Full details in our catalogue.



A pulse width train controller for smooth slow running plus inertia braking and acceleration. Full construction details in our catalogue.



Speakers from 1½ inch to 15 inch; megaphone. PA horns, crossovers etc. They're all in our catalogue. Send the coupon now!

Post this coupon now for your copy of our 1979-80 catalogue price 70p.

Please send me a copy of your 280 page catalogue. I enclose 70p (plus 37p p&p). If I am not completely satisfied I may return the catalogue to you and have my money refunded. If you live outside the U.K. send £1.35 or ten International Reply Coupons. I enclose £1.07.

NAME \_\_\_\_\_

ADDRESS \_\_\_\_\_

P.W.11/79



A wide range of disco accessories at marvellous prices. Our catalogue has all the details.



A very high quality 40W per channel stereo amplifier with a superb specification and lots of extras. Full construction details in our catalogue.



A genuine 150W per channel stereo disco to build yourself. Full specification in our catalogue.

## MAPLIN

ELECTRONIC SUPPLIES LTD

All mail to:–  
P.O. Box 3, Rayleigh, Essex SS6 8LR.  
Telephone: Southend (0702) 554155.  
Shop: 284 London Road, Westcliff-on-Sea, Essex.  
(Closed on Monday).  
Telephone: Southend (0702) 554000.